

# Bluetooth antenna of PCB on-board specification

## 1, Index

Item	Content	Page	Remark
1	Index	1	
2	Spec Drawing	2	
3	Specification	2	
4	Antenna On Test Board	3	
5	Return Loss	3	
6	Radiation Pattern	3	

Document Type: 2.4GHZ coil antenna

Document Version: V1.0

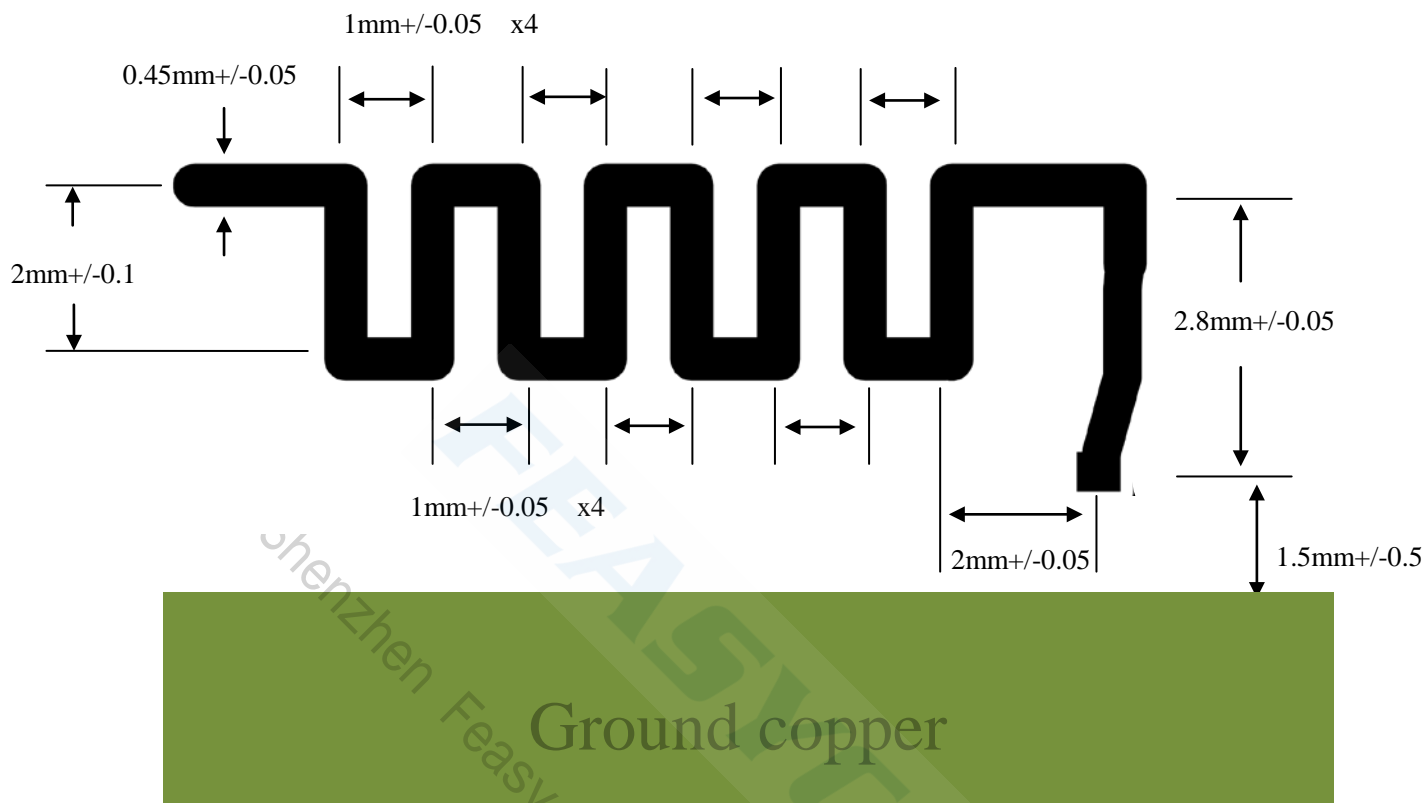
Release Date: Aug. 23, 2017

Feasycom Technology Co.,Ltd.

Telephone: 86-755-27924639

[www.feasycom.com](http://www.feasycom.com)

## 2, Spec Drawing



## 3, Specification

Product Number: 2.4GHZ coil antenna

Sample Photo:



### A. Electrical Characteristics

Frequency	2400 ~ 2500 MHz
S.W.R.	$\leq 2.0$
Gain	2.0 dBi
Efficiency	~ 50%
Polarization	Linear
Impedance	50 Ohm

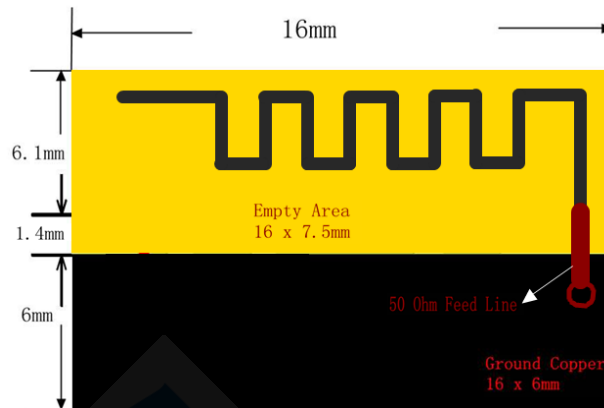
### B. Material & Mechanical Characteristics

Material of Radiator	Gold-plated copper
----------------------	--------------------

### C. Environmental

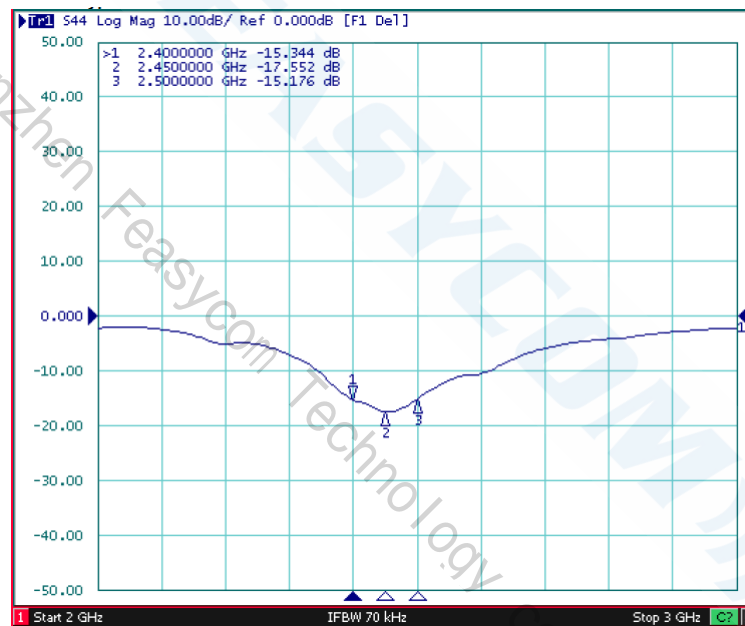
Operation Temperature	- 40°C ~ + 85°C
Storage Temperature	- 40°C ~ + 105°C

## 4, Antenna On Test Board




FR4 Thickness 0.8mm

## 5, Return Loss

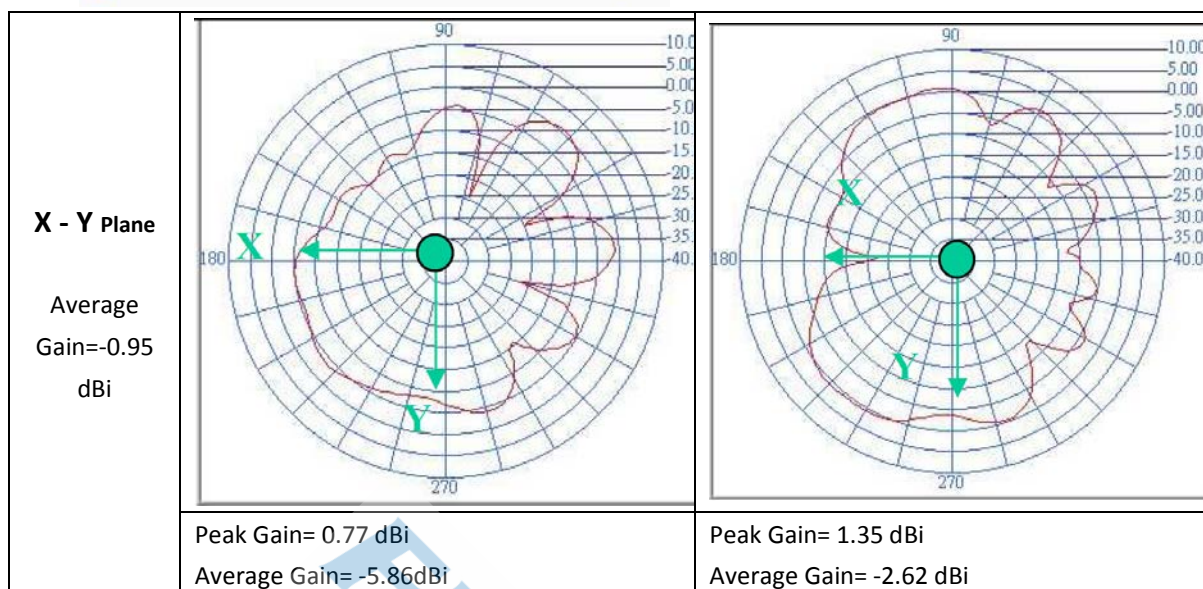


## 6, Radiation Pattern

Radiation Pattern and Gain were dependent on measurement board design. The specification of coil antenna was measured based on the PCB size and installation position as shown in the below figure Test Board.



	Vertical	Horizontal
<b>Y - Z Plane</b>  Average Gain=1.19 dBi		
	Peak Gain = 2 dBi Average Gain = 0.75 dBi	Peak Gain= -1.33 dBi Average Gain=-8.7 dBi
<b>X - Z Plane</b>  Average Gain=-2.91dBi		
	Peak Gain= -3.71 dBi Average Gain= -8.76dBi	Peak Gain= -0.29 dBi Average Gain= -4.19dBi



## Test Result:

Frequency VNA	E Total. dB(dB)	Efficiency
2400MHz	0.693991	41.07%
2410MHz	1.14338	47.24%
2420MHz	0.223052	40.48%
2430MHz	-0.13659	33.93%
2440MHz	0.35326	37.82%
2450MHz	1.039894	42.77%
2460MHz	2.00101	50.67%
2470MHz	0.649809	41.93%
2480MHz	-0.215933	35.66%
2490MHz	-0.476639	34.62%
2500MHz	0.710741	40.22%