

Product Number: ZD2400-5800CSW-L260

Shenzhen Yusheng Communication Electronics Co., Ltd.

No. 102 Aoxi Road, Aobei Village, Henggang Town, Longgang District, Shenzhen

产品规格书

Product specification

客 户: Shenzhen Anya Video Technology Co., Ltd.

CUSTOMER:

客户案号: ZD-370

CUSTOMER P/N:

本厂编号: ZD 2400-5800CSW-L260

OUR MODEL NO:

品名 / 规格: 2.4/5GZD-D 米黄色 1.13 灰 L=260MMIPEX (7*1.2 红)

SPECIFICATIONS:

样品数: 5PCS

Q' TY:

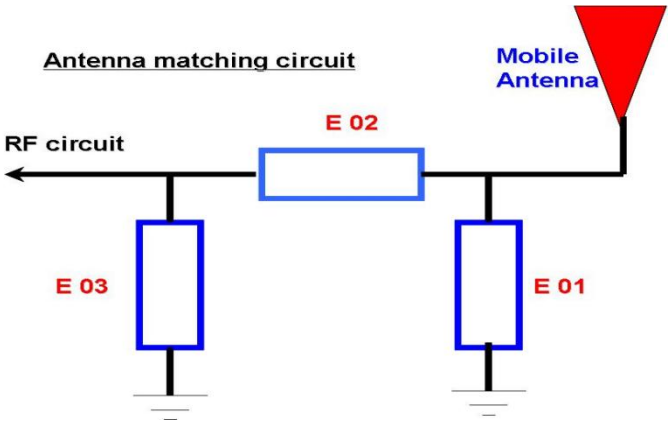
日期: 2024-11-27

Shenzhen Yusheng Communication Electronics Co., Ltd.			客户承认
工程 Engineering	品保 Quality	核准 Approved	签名 (盖章) 
ChenJianJun	zhang yun	QiuHonghui	

1. Technical Specification 技术规格

A. Electrical Characteristics	
Working Frequency Range	2400~5800MHz
S.W.R.	2400~5800MHz:<2.0
Antenna Gain(avg.)	2400~5800MHz: 3.5dBi±0.5dBi
Impedance	50ohm
B. Material	
brass	
C. Environmental	
Operation Temperature	-45℃~+85℃
Storage Temperature	-45℃~+85℃

2. Matching Circuits 匹配电路



Element	Value	Vender
E1(0402)	OPEN	/
E2(0402)	SHORT	50 Ω
E3(0402)	OPEN	/

Note: The match has not been changed.

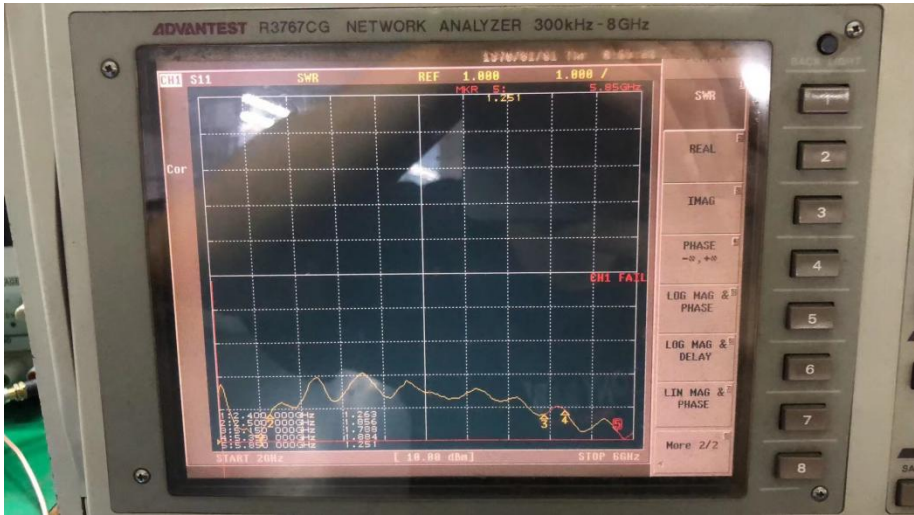
3.Curing antenna S11 Testing Result. 无源测试

The S11 parameter was performed using a Agilent 8753D Network Analyzer and BEST’S test fixture that was using customer-providing device.

VSWR (Voltage standing wave ratio)

The Voltage Standing Wave Ratio (VSWR) is an indication of how good the impedance match is. VSWR is often abbreviated as SWR. If the transmission line and the antenna are not matched, the antenna will not accept all the power from the transmission line. The part it does not accept is reflected back and forth between the transmitter and the antenna. This sets up a fixed wave pattern along the line which we can measure and which is called the voltage standing wave ration(VSWR).The VSWR (ratio of maximum voltage to the minimum voltage along the line)expresses the degree of match between the transmission line and the antenna. When the VSWR is 1 to 1(1:1) the match is perfect and all the energy is transferred to the antenna prior to be radiated. When the VSWR is 1.5:1, 96% of the power reaches the antenna. By definition VSWR can never be less than 1.VSWR and reflected power are different ways of measuring and expressing the same thing. A high VSWR is indication that the signal is reflected prior to being radiated by the antenna.

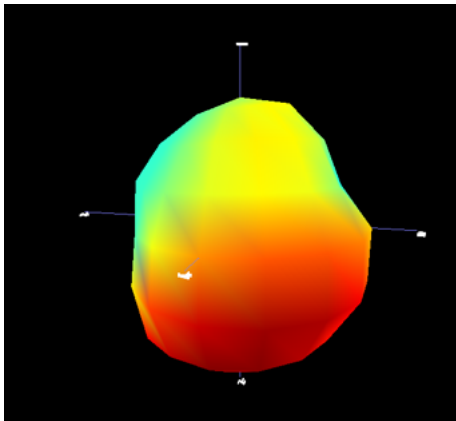
驻波 VSWR



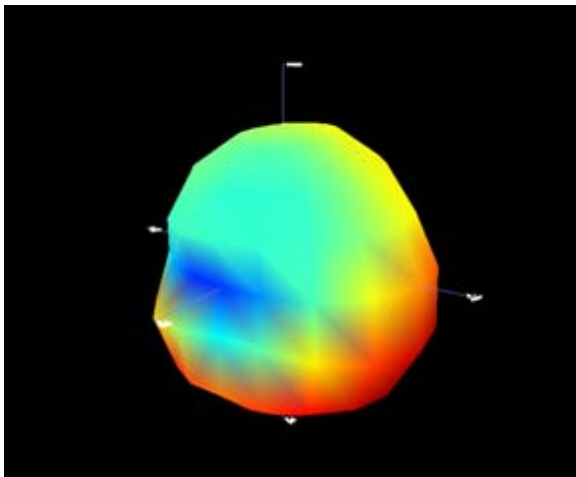
Marker	2400MHz	2450MHz	5100MHz	5800MHz
S.W.R	≤2.0	≤2.0	≤2.0	≤2.0

4.Test 3D report

Frequency: 2400MHz Gain: 3.08dbi



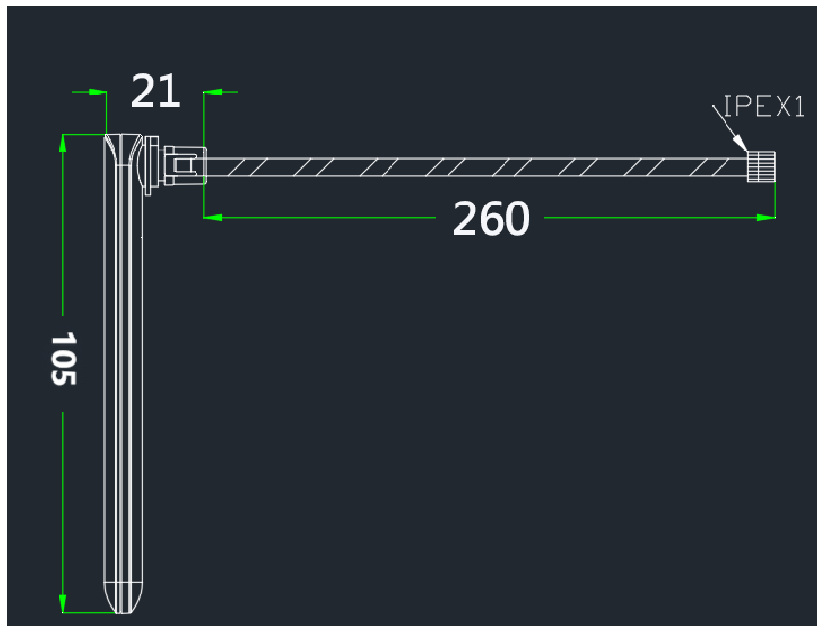
Frequency: 5800MHz Gain: 3.04dbi



5. Passive test data

Passive Test For 2.4G-5.8G												
Freq (MHz)	Effi (%)	Effi (dB)	Gain (dBi)	Gain (dBd)	UHS (%)	DHS (%)	Max (dB)	Min (dB)	irectivit (dBi)	Beamwidth (3dB)	AttH (dB)	AttV (dB)
2400	54.29	-2.65	3.08	1.43	19.05	35.235	3.58	-16.76	6.23	30	45.51	45.06
2450	54.3	-2.65	3.56	1.55	19.753	34.549	3.7	-19.52	6.35	30	45.36	44.92
2500	57.59	-2.4	3.62	2.58	20.818	36.775	4.73	-16.22	7.12	30	45.93	45.51
5700	54.07	-2.67	3.03	1.88	28.181	25.886	4.03	-12.96	6.7	60	50.48	50.46
5750	57.49	-2.4	3.53	1.38	30.126	27.365	3.53	-12.27	5.93	90	50.66	50.59
5800	54.97	-2.6	3.04	1.48	29.088	25.887	3.63	-11.43	6.22	60	50.5	50.47

6. Product appearance diagram



Product physical 2.4G-5.8G dual frequency white ultrasonic antenna 1.13 gray wire output length 260MM

— Salt spray test

Test purpose: To test the antenna's resistance to salt spray corrosion

Test method:

Solution content: 5% sodium chloride solution (prepared with distilled water, 95ml distilled water+5g sodium chloride)

Place the antenna in the salt spray test chamber and hang it with a rope to prevent uneven solution spraying or surface failure.

The antenna needs to be immediately placed in the testing box. The experimental period is 48 hours. During the experiment, it is not allowed to remove it midway.

After the experiment, remove the antenna, clean it with cotton cloth and ion air gun, and let it dry at room temperature for 49 hours. Then, inspect the appearance, mechanical properties, and electrical properties of the antenna.