

Note: the images shown below are of a prototype unit. In place of "FCC ID:" the production unit will show the following two lines, in a font that is four-point or larger:

Contains FCC IDs: 2A679-XBPSX6065, 2AC7Z-ESPWROOM02D

Contains IC IDs: 28827-XBPSX6065, 21098-ESPWROOM02D





Figure 1 - Fully-assembled 6055 SAM Smart Nozzle, side view



Figure 2 - Fully-assembled 6055 SAM Smart Nozzle, opposing side view




Location of the etched FCC ID.

*Figure 3 - Fully-assembled 6055 SAM Smart Nozzle, view of sealed battery compartment*



Figure 4 - Fully-assembled 6055 SAM Smart Nozzle, opposing view of sealed battery compartment



Location of the antenna, underneath the polycarbonate lens, which has a label over it.

Location of the 900 MHz transmitter, in the horizontal plane.

Figure 5 - Fully-assembled 6055 SAM Smart Nozzle, top view



Figure 6 - Fully-assembled 6055 SAM Smart Nozzle, top view close-up