
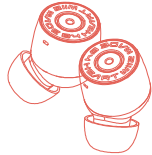


QUICK START GUIDE & SAFETY INSTRUCTIONS

ORNAMENT/
LIFESTYLE/
BACK2FUTURE

Before using the earbuds, pls follow the quick start guide and read safety instruction carefully. keep the document(s) where it will be available for immediate reference.



© COPYRIGHT. ALL RIGHTS RESERVED


Earbuds' Specification

- Model Nr: ZIIM HEART #001
- Bluetooth: v5.2
- Transducer: 6mm
- FR: 20Hz-20,000Hz
- Impedance: 16Ω
- Sensitivity: 99±3dB
- Battery /earbud: 40mAh
- Playing time per charge: 5 hrs*
- 10 minutes of charging supports 2 hours music playing
- Transmission range: 10 meters

*The data comes from the factory lab, actual playing time is subject to different genre and volume of music.



BACK TO FUTURE
#001 MADE BY HEART



Included in the box

- True wireless earbuds x1
- Charging case x1
- Ear tips x3

- USB type-C charging cable x1
- CN QSD& safety manual x 1,
- CN warranty card x1
- GB QSD& safety manual x 1
- Tattoo sticker x1
- Silica gel x 1

Charging case's Specification

500mAh rechargeable battery supplies
4 cycles of charging to earbuds

Input:5V-500mA
Charging the case: 2 hours

*The data comes from the factory lab, actual data is subject to different using scenarios

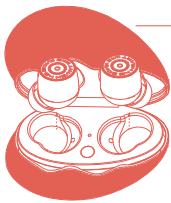
1 Choose ear tips

Earphones are equipped with m-Size ear tips by default. S and L size of ear tips are included in the package. Choose the right size of ear tips for personal fitting.



2 Wireless connection

1.First time using: open the charging case, earbuds powers on automatically and goes into pairing mode with LED flashes in white&orange.



2.Activate Bluetooth function of devices such as mobile phone, find "ZIIM HEART #001", click for pairing.

3.When connect Successfully, you will hear heart beats of tone, LED on earbuds flash slowly.



4.The next time you use it, open the charging case, it will automatically re-connect to your device.

5,Connect to a new device: Put earbuds into the charging case, keep pressing the button in charging case 3 seconds to clear pairing memory in the earbuds, LED flashes in orange and white alternately and then lights go off ,earbuds is successfully recovered to default setting, and turns to pairing mode.

3 Operation

- Click controllers:**
 - Double click: Play/Pause
 - Triple click: Next track
- LED indicator:**
 - Double click: hang up current call
 - Triple click: Reject 3rd coming call
- Music playing:**
 - Double click: Play/Pause
 - Triple click: Next track
- Third party Call:**
 - Double click: hang up current call
 - Triple click: Reject 3rd coming call
- Call:**
 - Double click: Answer/hang up
 - Triple click: Reject coming call
- Activate voice assistant:**
 - On the Idle status, triple click to activate voice assistant.



1. The function of RL, earbuds are the same, and the functions of mono mode and TWS mode are the same.
2. Support Siri, Google Assistant, Alexa, etc.

4 Charging

- The charging case will start to supply earbuds when they are put into the case. Earbuds features 2C fast charging technology, 10 minutes of charging supports 2 hours of playing.
- Open the case, when LED flashes in orange, please charge the case; When the case is full charged, LED lights in solid white.
*Charge the device using the included USB cable. Do not use the included USB cable with any other device.

5 Other functions

- When pairing, if your device pops up a window requiring connection pin code, pls type 0000 and confirm.
- Earbuds battery level indication function is not supported on some model mobile phones.
- Earbuds will power off if no connection after 10 minutes.
- When battery power is low, you will hear voice prompt warning, please charge the earbuds. Too low battery power will cause earbuds to turn off automatically.

ZIIM LIMITED WARRANTY

For a period of one (1) year from the date of retail purchase by the original end-use purchaser, ZIIM warrants that this product is free from any defects in manufacturing, materials and workmanship, under the following conditions:

- ZIIM will repair or replace the product within a reasonable period of time and free of charge for one (1) year from the date of retail purchase by the original end-use purchaser.
- Product must be purchased from a ZIIM authorized reseller and delivered to you in new condition, in original packaging. This warranty does not cover products purchased open box, sold as-is, sold by private party resale or any other third party purchases from unauthorized resellers.
- This limited warranty does not cover defects resulting from cosmetic damage, acts of God, misuse, accidents, commercial use, unauthorized alteration or modification of the product, improper connection, improper use or attempted repair by unauthorized distributors or resellers.
- This warranty is void if the label bearing the serial number has been removed or defaced.
- To obtain service under this limited warranty, please fill out the warranty form and send back the product to authorized reseller or service center along with the form.

User's information	Name:		Email:	
	Phone:		Post code:	
	Address:			
Product's information	Description:		Model Number:	
	Serial number/Date code:			
Reseller	Name:		Post code:	
	Phone:		Order number:	
	Purchase date:			
	Purchase place:			

WARNING

Do not disassemble or modify by yourself
Do not repair or replace parts by yourself

Do not use or store in the following types of locations

- Subject to temperature extremes(e.g., direct sunlight in an enclosed vehicle, near a heating duct, on top of heat-generating equipment); or are
- Damp (e.g., baths, washrooms, on wet floors); or are
- Exposed to steam or smoke; or are
- Subject to salt exposure; or are
- Exposed to rain; or are
- Dusty or sandy; or are
- Subject to high levels of vibration and shakiness; or are
- Placed in a poorly ventilated location.

Avoid extended use at high volume

Use of the unit at high volume for extended periods of time may cause hearing loss. If you ever experience any hearing loss or ringing in the ears, you should immediately stop using the unit and consult a specialized physician.

Do not allow foreign objects or liquids to enter the charging case

The charging case is not water resistant . Never allow liquids (e.g., water or juice) to enter this charging case. Doing so may cause short circuits, faulty operation, or other malfunctions. Earbuds features IP54 structure, refer to water proof chart before using.

Do not use the unit in thunderstorm weather. Thunderstorms may cause the unit to work abnormally and increase the risk of electric shock.

WARNING PART.2

Turn off the unit if an abnormality or malfunction occurs

In the following cases, immediately turn off the power and then contact your dealer or authorized service center for service.

- If smoke or unusual odor occurs; or
- Objects have fallen into, or liquid has been spilled into the case; or
- The unit has been exposed to rain (or otherwise has become wet); or
- The unit does not appear to operate normally or exhibits a marked change in performance.

Be cautious to protect children from injury

Always make sure that an adult is on hand to provide supervision and guidance when using the unit in places where children are present, or when a child will be using the unit.

Do not drop or subject to strong impact

Otherwise, you risk causing damage or malfunction.

Handling units that contain a lithium-ion battery

Do not use, recharge, or leave the unit in a location that is subject to high temperature

- In direct sunlight
- Near a fire
- Inside a vehicle on a hot day, etc.

Do not leave the unit recharging for an extended time

When recharging is completed, disconnect the power supply used for recharging; do not leave the power supply connected for an extended time.

CAUTION

Avoid climbing on top of the unit, or placing heavy objects on it

Otherwise, you risk injury as the result of the unit toppling over or dropping down.

Keep small items out of the reach of children

To prevent accidental ingestion of the unit or the components, accessories, always keep them out of the reach of small children.

Please avoid using the LED indicator near the eyes of children or animals

Precautions if liquid leaks from the product

If liquid leaks from the internal lithium-ion battery, observe the following precautions.

- Do not touch the liquid with your bare hands,
- If any of the leaking fluid gets into your eyes, the loss of vision may result. Do not rub your eyes; use clean water to flush them thoroughly. Then, promptly see a doctor.
- Burning of the skin or dermatitis may result if fluid has gotten onto your skin or clothing. Use clean water to flush affected areas thoroughly; then, promptly see a doctor.

IMPORTANT NOTES PART.1

Power Supply: Use of Batteries

- This product is equipped with a lithium-ion battery.
- Even if you do not use this product for an extended period of time, you should charge it once every three months to prevent the internal lithium-ion battery from degrading.
- Ambient temperature range during charging 5–35°C However, in order to take full advantage of the rechargeable lithium-ion battery's performance, we recommend that you charge it in a temperature range of 10–30°C.
- If you need to dispose of this product, do not simply discard it with your household waste; if the internal lithium-ion battery becomes unusable, you should dispose of it in compliance with local regulations.
- This unit contains a lithium-ion battery. When disposing of this unit, please observe the regulations applicable to your locality. Never remove the lithium-ion battery. Doing so may cause bursting or fire.

Placement

- This unit may interfere with radio and television reception. Do not use this unit in the vicinity of such receivers.
- Do not contact the magnetic stripe card (such as bank card, telephone card, etc.) with the equipment for a long time, otherwise the magnetic stripe card may be damaged by the magnetic field.
- When moved from one location to another where the temperature and/or humidity is very different, water droplets (condensation) may form inside the unit. Damage or malfunction may result if you attempt to use the unit in this condition. Therefore, before using the unit, you must allow it to stand for several hours, until the condensation has completely evaporated. NEVER use external heating equipment such as microwave oven or hair dryer to dry it.
- Do not place containers or anything else containing liquid on top of this unit. Also, whenever any liquid has been spilled on the surface of this unit, be sure to promptly wipe it away using a soft, dry cloth.

IMPORTANT NOTES PART.2

Maintenance

- Never use benzene, thinners, alcohol or solvents of any kind, to avoid the possibility of discoloration and/or deformation.

Additional Precautions

- Use a reasonable amount of care when using the unit's buttons, sliders, or other controls; and when using its jacks and connectors. Rough handling can lead to malfunctions.
- When disconnecting all cables, grasp the connector itself—never pull on the cable. This way you will avoid causing shorts, or damage to the cable's internal elements.
- To avoid disturbing others nearby, try to keep the unit's volume at reasonable levels.
- When disposing of the packing carton or cushioning material in which this unit was packed, you must observe the waste disposal regulations that apply to your locality.

Caution Regarding Radio Frequency Emissions

- The following actions may subject you to penalty of law.
 - Disassembling or modifying this device.
 - Removing the certification label affixed to the back of this device.
- Using this device in a country other than where it was purchased.

Listen Safely

- Enjoy music in moderation. According to the American Speech-Language-Hearing Association, "Use of headphones for an extended time at high volume might cause lifelong hearing impairment." Although ZIIM makes an effort to provide an enjoyable listening experience, it is also concerned with the health and safety of its customers. We recommend that you use headphones for appropriate lengths of time at an appropriate volume.
- The following noise exposure chart was developed by the United States Occupational Safety and Health Administration, and will be helpful in determining volume and duration for safe listening.

IMPORTANT NOTES PART.3

Sound Level dBA	Maximum Listening Duration
90	8hrs
92	6hrs
95	3hrs
100	2hrs
102	1+1/2 hrs
105	1hr
110	1/2 hr
115	1/4 hr or less

Be aware of your surroundings

- Do not use headphones while engaged in activities such as driving, cycling, or jogging on a public road. Some localities have laws that prohibit such activity. Obey the laws applicable to your area, pay attention to your surroundings, and exercise moderation when listening to music.

Static electricity

- If you use this unit in conditions where the air is extremely dry, you might notice slight discomfort in your ears. This is due to an accumulation of static electricity in your body, and is not a malfunction of headphones. By wearing clothing made of natural fibers, you can minimize the effect of static electricity.

FCC Compliance Statement

FCC ID:2A64D-HEART001

FCC and IC Statement

This device complies with part 15 of the FCC Rules and Industry Canada license-exempt RSS standard(s). Operation is subject to the following two conditions:
(1) This device may not cause harmful interference, and
(2) This device must accept any interference received, including interference that may cause undesired operation. CAN ICES-3(E).

FCC/IC Radiation Exposure Statement

This equipment complies with FCC/IC RSS-102 radiation exposure limits set forth for an uncontrolled environment.

Federal Communication Commission Interference Statement

This equipment has been tested and found to comply with the limits for a Class B digital device, pursuant to part 15 of the FCC Rules. These limits are designed to provide reasonable protection against harmful interference in a residential installation. This equipment generates, uses and can radiate radio frequency energy and, if not installed and used in accordance with the instructions, may cause harmful interference to radio communication. However, there is no guarantee that interference will not occur in a particular installation. If this equipment does cause harmful interference to radio or television reception, which can be determined by turning the equipment off and on, the user is encouraged to try to correct the interference by one or more of the following measures:

- Reorient or relocate the receiving antenna.
- Increase the separation between the equipment and receiver.
- Connect the equipment into an outlet on a circuit different from that to which the receiver is connected
- Consult the dealer or an experienced radio/TV technician for help.

FCC Caution

Any changes or modifications not expressly approved by the party set forth for an uncontrolled environment. Responsible for compliance could void the user's authority to operate the equipment.