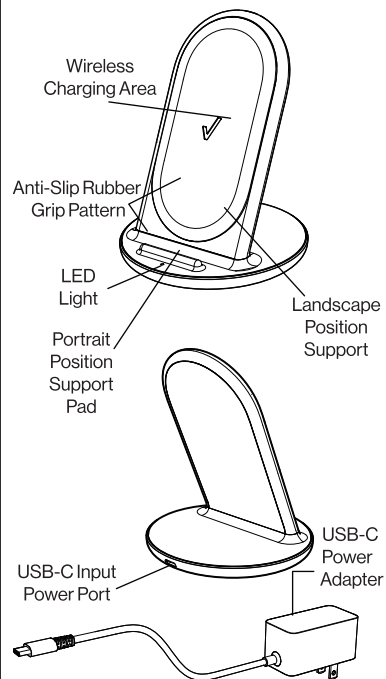


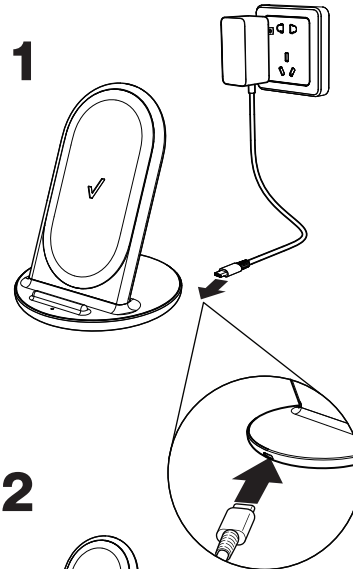
English Side

**verizon**<sup>✓</sup>

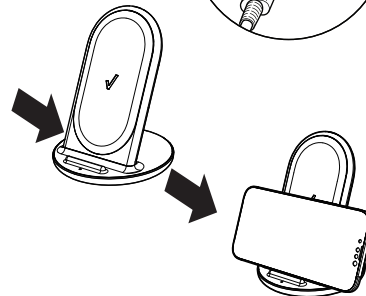
# Wireless Charging Stand User Manual



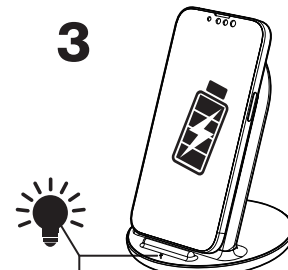
# 1



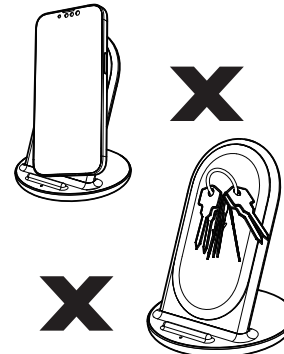
2



3



Status	LED Light
Powering on	Flashing White
Standby	Off
Charging	On - Solid White
Foreign object detected or misalignment	Flashing Red



Please check that the charger's features, connectors and voltage will be compatible with your devices in accordance to your devices' manuals. Please read this manual and its instructions carefully before use. We are not responsible for any damage caused by incorrect or reckless operation.

Important Safety Information:

These safety guidelines are to help operate the charger safely, to ensure your personal safety and to reduce the risk of fire, electric shock or injury.

- Do not store or use charger in high-temperature environments, including heat caused by direct sunlight or other intense forms of heat.
- Do not disassemble the charger. (It may cause fire or electric shock.)
- Do not attempt to repair or replace any part of this charger.
- Do not connect a bound cord to the power supply.
- Do not place the cord or device near heating elements.
- If there is any strange sound, smoke or odor, disconnect power cable immediately.
- Do not put any sharp objects into the venting hole of the product. (It may cause fire or electric shock.)
- Ensure power cable is firmly plugged in.
- Do not use a damaged charging cable. (It may cause fire or electric shock.)
- Do not place the product on a bed, bag or inside a closet that does not have good ventilation.
- Always wipe off the product with a dry soft fabric. Do not use liquids. (Liquids may cause electric shock.)
- Ensure the power plug and the power outlet are clean. (Dirt or dust may cause a short circuit and fire.)
- Keep the charger out of reach of children.
- Do not unplug the power cord with a wet hand. (It may cause electric shock.)
- Unplug the power cord if you don't use the product for a long time. (It may cause heat, fire and electric shock.)

## FCC Statement

1. This device complies with Part 15 of the FCC Rules. Operation is subject to the following two conditions:

- (1) This device may not cause harmful interference, and
- (2) This device must accept any interference received, including interference that may cause undesired operation.

2. Any Changes or modifications not expressly approved by the party responsible for compliance could void the user's authority to operate the equipment.

NI 312 equipment has been tested and found to comply with the limits for a Class B digital device, pursuant to Part 15 of the FCC Rules. These limits are designed to provide reasonable protection against harmful interference in a residential installation. This equipment generates uses and can radiate radio frequency energy and, if not installed and used in accordance with the instructions, may cause harmful interference to radio communications. However, there is no guarantee that interference will not occur in a particular installation. If this equipment does cause harmful interference to radio or television reception, which can be determined by turning the equipment off and on, the user is encouraged to try to correct the interference by one or more of the following measures:

- Reorient or relocate the receiving antenna.
- Increase the separation between the equipment and receiver.
- Connect the equipment into an outlet on a circuit different from that to which the receiver is connected.

**FCC Radiation Exposure Statement**  
This equipment complies with FCC radiation exposure limits set forth for an uncontrolled environment. This equipment should be installed and operated with minimum distance 20cm between the radiator & your body.



Fold lines shown as: - - - - -