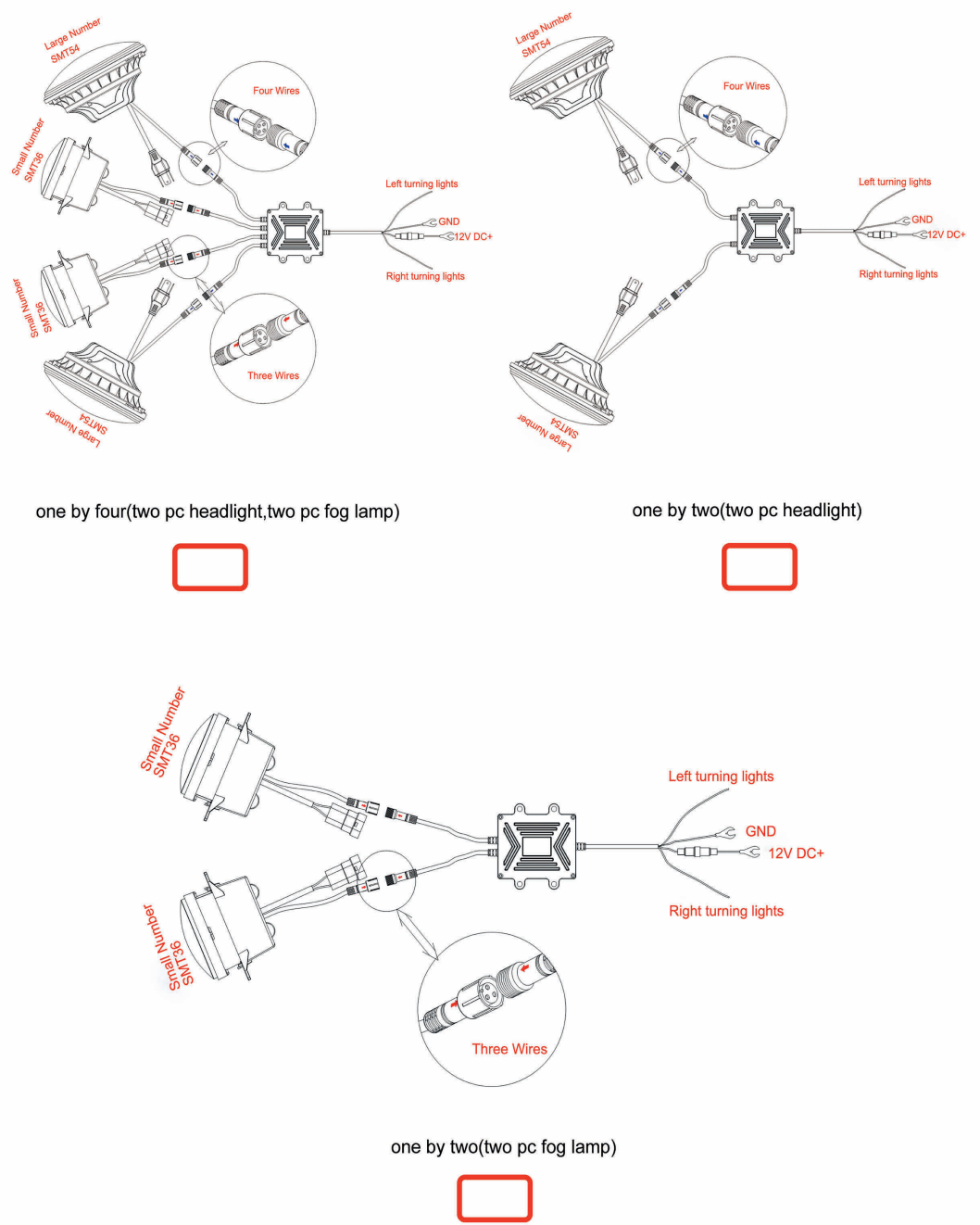


2103686-2\_霸亮-说明书英文\_第1自反\_机台信息745X605\_60\_上机尺寸59.5\*44.2 mmmm\_输出日期2021/3/16\_19:00:25\_颜色Black

CHOOSE THE SET YOU ARE BUYING

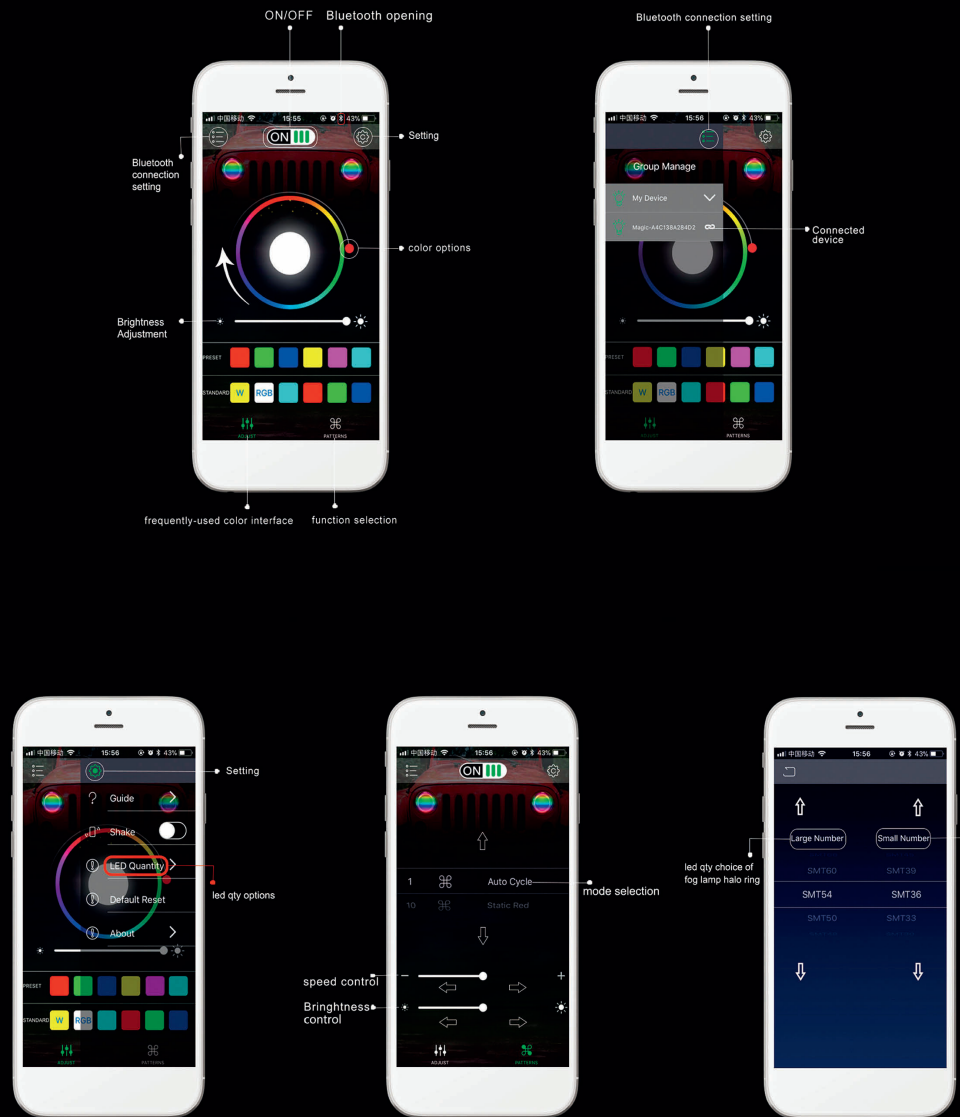


LED QUANTITY OPTION

BIG /SMALL RING  
HAVING SMT 66 SMT60 SMT54 SMT50 SMT48 SMT45 SMT39 SMT36 SMT33 SMT30 SMT24  
FOR CHOOSE ON BIG /SMALL RING OF HEALDIHGT AND FOG LIGHT



OPERATION CHART



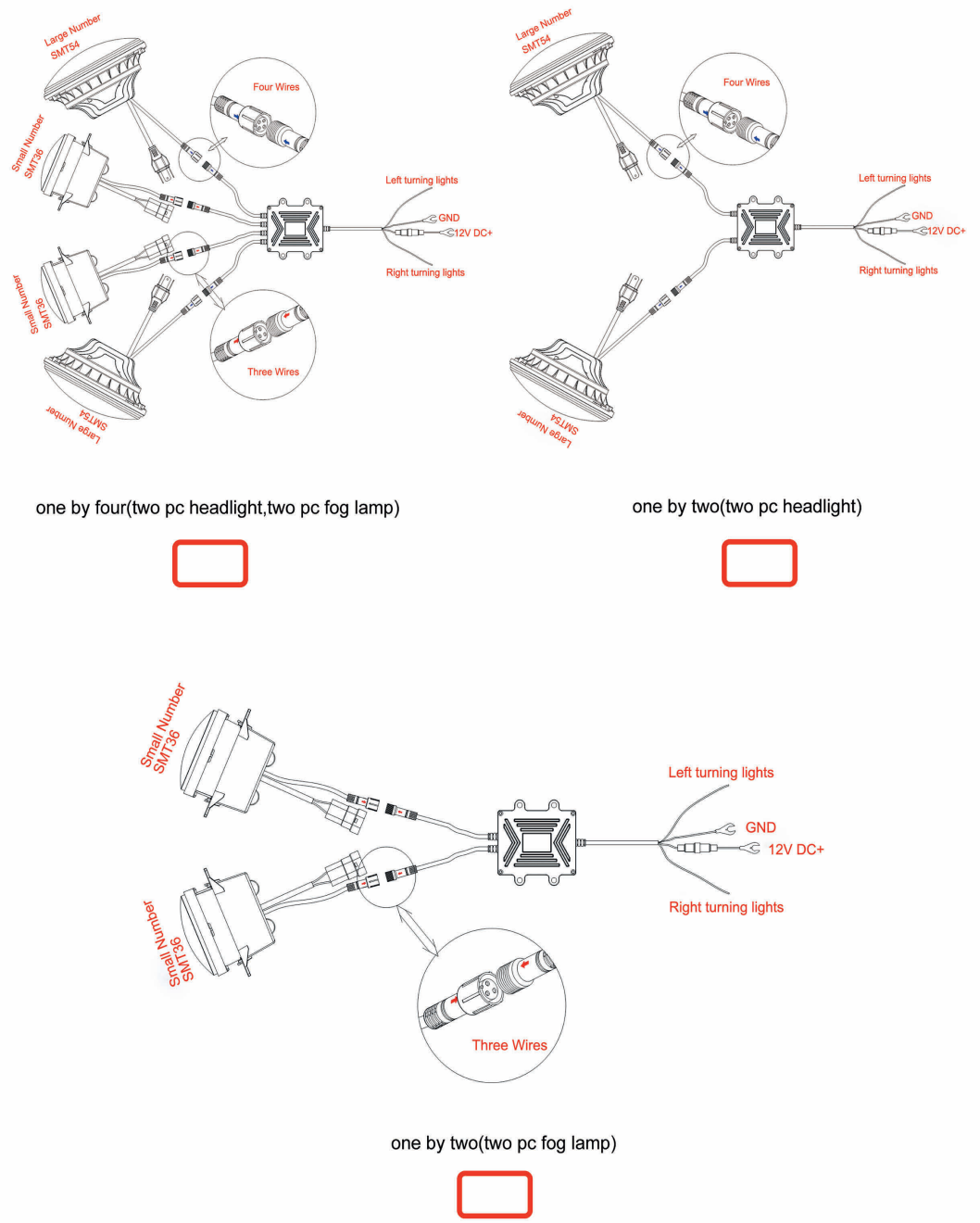
RGB HALO LIGHTS EFFECTS DAYTIME RUNNING LIGHTS  
▶ THROUGH THE MOBILE APP TO CHANGE THE LIGHTING MODEL OF THE RGB HALO LIGHTS.  
▶ TO PROTECT THE ELECTRIC CIRCUIT DAMAGE USERS MUST SITE THE QUANTITY OF THE SMT, REFERS THE OPERATION CHARTS IN THE APP.

**BLUETOOTH CONTROL WITH APP**

RGB 16 Million Colors  
Bluetooth Connection

2.0 RGB Lights ios or Android

CHOOSE THE SET YOU ARE BUYING


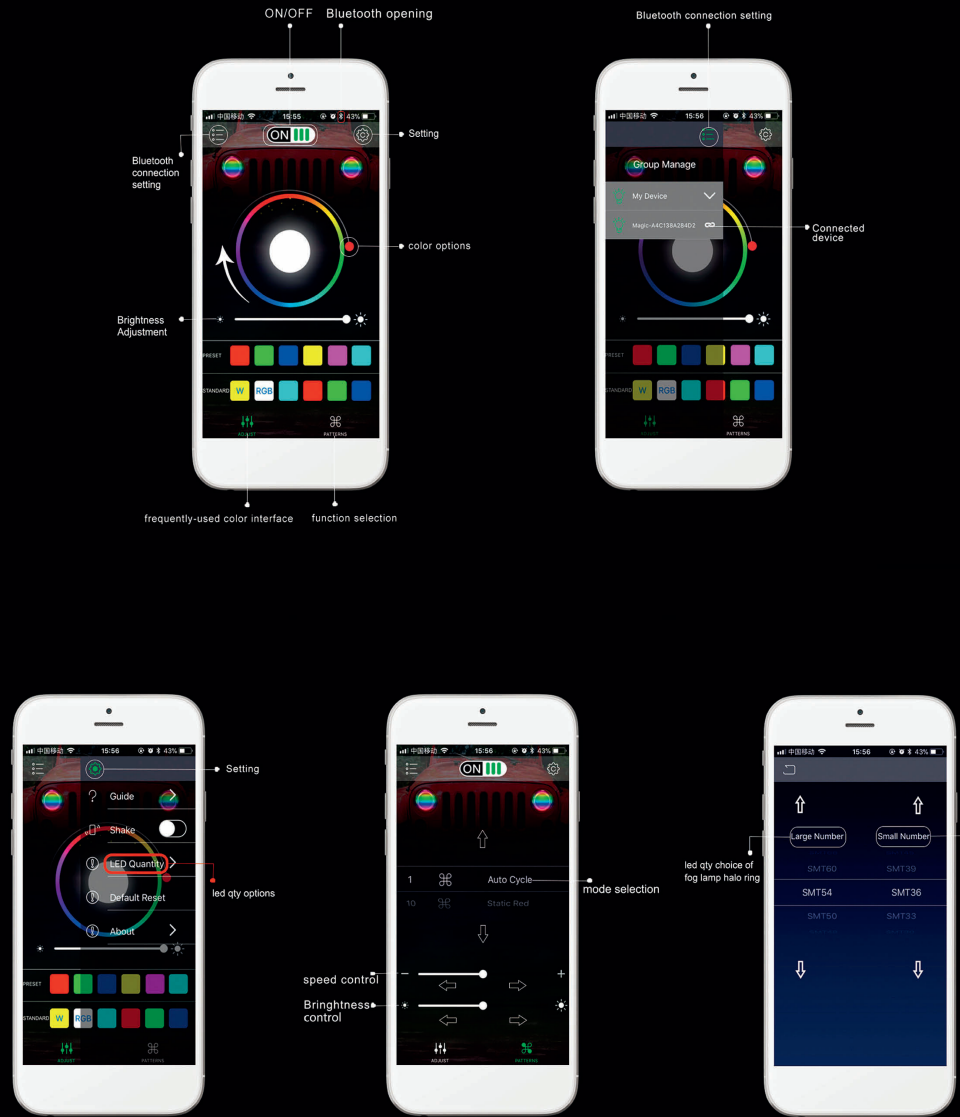


LED QUANTITY OPTION

BIG /SMALL RING  
HAVING SMT 66 SMT60 SMT54 SMT50 SMT48 SMT45 SMT39 SMT36 SMT33 SMT30 SMT24  
FOR CHOOSE ON BIG /SMALL RING OF HEALDIHGT AND FOG LIGHT



OPERATION CHART



RGB HALO LIGHTS EFFECTS DAYTIME RUNNING LIGHTS  
▶ THROUGH THE MOBILE APP TO CHANGE THE LIGHTING MODEL OF THE RGB HALO LIGHTS.  
▶ TO PROTECT THE ELECTRIC CIRCUIT DAMAGE USERS MUST SITE THE QUANTITY OF THE SMT, REFERS THE OPERATION CHARTS IN THE APP.

**BLUETOOTH CONTROL WITH APP**

RGB 16 Million Colors  
Bluetooth Connection

2.0 RGB Lights ios or Android

咬口位参考线

咬口位参考线

咬口位参考线

咬口位参考线

咬口位参考线



This equipment has been tested and found to comply with the limits for a Class B digital device, pursuant to part 15 of the FCC Rules. These limits are designed to provide reasonable protection against harmful interference in a residential installation. This equipment generates, uses and can radiate radio frequency energy and, if not installed and used in accordance with the instructions, may cause harmful interference to radio communications. However, there is no guarantee that interference will not occur in a particular installation. If this equipment does cause harmful interference to radio or television reception, which can be determined by turning the equipment off and on, the user is encouraged to try to correct the interference by one or more of the following measures:

- Reorient or relocate the receiving antenna.
- Increase the separation between the equipment and receiver.
- Connect the equipment into an outlet on a circuit different from that to which the receiver is connected.
- Consult the dealer or an experienced radio/TV technician for help.

Caution: Any changes or modifications to this device not explicitly approved by manufacturer could void your authority to operate this equipment.

This device complies with part 15 of the FCC Rules. Operation is subject to the following two conditions: (1) This device may not cause harmful interference, and (2) this device must accept any interference received, including interference that may cause undesired operation.

The device has been evaluated to meet general RF exposure requirement.