

TEST REPORT

Application No.: SZCR2306001989AT
Applicant: Guangzhou Changjia Electronic Co., Ltd.
Address of Applicant: No.139 Zhouxing Street, Dongchong Town, Nansha District, Guangzhou, China
Manufacturer: Guangzhou Changjia Electronic Co., Ltd.
Address of Manufacturer: No.139 Zhouxing Street, Dongchong Town, Nansha District, Guangzhou, China
Factory: Guangzhou Changjia Electronic Co., Ltd.
Address of Factory: No.139 Zhouxing Street, Dongchong Town, Nansha District, Guangzhou, China

Equipment Under Test (EUT):

EUT Name: Smart interactive whiteboard
Model No.: HN-IFDX86, CLEF86U, IFDX86, XXXXXXXX86XXXXXXXXX (Where "X" can be any alphanumeric of A-Z or 0-9 or blank or -, indicates different client)
 HN-IFDX65, CLEF65U, IFDX65, XXXXXXXX65XXXXXXXXX (Where "X" can be any alphanumeric of A-Z or 0-9 or blank or -, indicates different client) ♣
 ♣ Please refer to section 2 of this report which indicates which model was actually tested and which were electrically identical.

FCC ID: 2A54R-IFDX
Standard(s) : 47 CFR Part 15, Subpart E 15.407
Date of Receipt: 2023-06-26
Date of Test: 2023-06-28 to 2023-07-25
Date of Issue: 2023-07-27

Test Result:	Pass*
---------------------	--------------

* In the configuration tested, the EUT complied with the standards specified above.

Keny Xu

Keny Xu
EMC Laboratory Manager



SGS-CSTC Standards Technical Services Co., Ltd.
Shenzhen Branch (EMC) EMC Laboratory

Unless otherwise agreed in writing, this document is issued by the Company subject to its General Conditions of Service printed overleaf, available on request or accessible at <https://www.sgs.com/en/Terms-and-Conditions>. Attention is drawn to the limitation of liability, indemnification and jurisdiction issues defined therein. Any holder of this document is advised that information contained hereon reflects the Company's findings at the time of its intervention only and within the limits of Client's instructions, if any. The Company's sole responsibility is to its Client and this document does not exonerate parties to a transaction from exercising all their rights and obligations under the transaction documents. This document cannot be reproduced except in full, without prior written approval of the Company. Any unauthorized alteration, forgery or falsification of the content or appearance of this document is unlawful and offenders may be prosecuted to the fullest extent of the law. Unless otherwise stated the results shown in this test report refer only to the sample(s) tested and such sample(s) are retained for 30 days only.

Attention: To check the authenticity of testing /inspection report & certificate, please contact us at telephone: (86-755) 8307 1443, or email: CN.Doccheck@sgs.com

No.1 Workshop, M-10, Middle Section, Science & Technology Park, Nanshan District, Shenzhen, Guangdong, China 518057 t (86-755) 26012053 f (86-755) 26710594 www.sgs.com.cn
 中国·广东·深圳市南山区科技园中区M-10栋1号厂房 邮编: 518057 t (86-755) 26012053 f (86-755) 26710594 sgs.china@sgs.com

SGS-CSTC Standards Technical Services Co., Ltd. Shenzhen Branch

SZEMC-TRF-01 Rev. A/0 Aug01,2022

Report No.: SZCR230600198905

Page: 2 of 495

Revision Record				
Version	Chapter	Date	Modifier	Remark
01		2023-07-27		Original

Authorized for issue by:				
		Frank Chen		
		Frank Chen/Project Engineer		
		Eric Fu		
		Eric Fu/Reviewer		



SGS-CSTC Standards Technical Services Co., Ltd.
Shenzhen Branch Inspection & Testing Laboratory

Unless otherwise agreed in writing, this document is issued by the Company subject to its General Conditions of Service printed overleaf, available on request or accessible at <https://www.sgs.com/en/Terms-and-Conditions>. Attention is drawn to the limitation of liability, indemnification and jurisdiction issues defined therein. Any holder of this document is advised that information contained hereon reflects the Company's findings at the time of its intervention only and within the limits of Client's instructions, if any. The Company's sole responsibility is to its Client and this document does not exonerate parties to a transaction from exercising all their rights and obligations under the transaction documents. This document cannot be reproduced except in full, without prior written approval of the Company. Any unauthorized alteration, forgery or falsification of the content or appearance of this document is unlawful and offenders may be prosecuted to the fullest extent of the law. Unless otherwise stated the results shown in this test report refer only to the sample(s) tested and such sample(s) are retained for 30 days only.

Attention: To check the authenticity of testing /inspection report & certificate, please contact us at telephone: (86-755) 8307 1443, or email: CN.Doccheck@sgs.com

No.1 Workshop, M-10, Middle Section, Science & Technology Park, Nanshan District, Shenzhen, Guangdong, China 518057 t (86-755) 26012053 f (86-755) 26710594 www.sgs.com.cn
中国·广东·深圳市南山区科技园中区M-10栋1号厂房 邮编: 518057 t (86-755) 26012053 f (86-755) 26710594 sgs.china@sgs.com

2 Test Summary

Radio Spectrum Technical Requirement				
Item	Standard	Method	Requirement	Result
Antenna Requirement	47 CFR Part 15, Subpart E 15.407	N/A	47 CFR Part 15, Subpart C 15.203	Pass
Transmission in the Absence of Data		N/A	47 CFR Part 15, Subpart E 15.407 (c)	Pass

Radio Spectrum Matter Part				
Item	Standard	Method	Requirement	Result
Conducted Emissions at AC Power Line (150kHz-30MHz)	47 CFR Part 15, Subpart E 15.407	ANSI C63.10 (2013) Section 6.2	47 CFR Part 15, Subpart C 15.207 & Subpart E 15.407 b(9)	Pass
Duty Cycle		KDB 789033 II B 1	KDB 789033 D02 II B 1	Pass
99% Bandwidth		KDB 789033 II D	N/A	Pass
26dB Emission bandwidth		KDB 789033 D02 II C 1	47 CFR Part 15, Subpart E 15.407 (a)	Pass
Minimum 6 dB bandwidth (5.725-5.85 GHz band)		KDB 789033 D02 II C 2	47 CFR Part 15, Subpart E 15.407 (e)	Pass
Maximum Conducted output power		KDB 789033 D02 II E	47 CFR Part 15, Subpart E 15.407 (a)	Pass
Peak Power spectrum density		KDB 789033 D02 II F	47 CFR Part 15, Subpart E 15.407 (a)	Pass
Radiated Emissions (Below 1GHz)		KDB 789033 D02 II G	47 CFR Part 15, Subpart C 15.209 & Subpart E 15.407(b)	Pass
Radiated Emissions (Above 1GHz)		KDB 789033 D02 II G	47 CFR Part 15, Subpart C 15.209 & Subpart E 15.407(b)	Pass
Radiated Emissions which fall in the restricted bands		KDB 789033 D02 II G	47 CFR Part 15, Subpart C 15.209 & Subpart E 15.407(b)	Pass
Frequency Stability		ANSI C63.10 (2013) Section 6.8	47 CFR Part 15, Subpart E 15.407 (g)	Pass
Channel Move Time		KDB 905462 D02 Section 7.8.3	KDB 905462 D02 Section 5.1	Pass
Channel Closing Transmission Time		KDB 905462 D02 Section 7.8.3	KDB 905462 D02 Section 5.1	Pass



Declaration of EUT Family Grouping:

Model No.:

HN-IFDX86, CLEF86U, IFDX86, XXXXXXXX86XXXXXXXXX (Where "X" can be any alphanumeric of A-Z or 0-9 or blank or -, indicates different client).

HN-IFDX65, CLEF65U, IFDX65, XXXXXXXX65XXXXXXXXX (Where "X" can be any alphanumeric of A-Z or 0-9 or blank or -, indicates different client)

Only the model HN-IFDX86 was fully tested, and the model: HN-IFDX65 was tested these items (Radiated Spurious Emissions Below 1GHz, Conducted Emissions at Mains Power Port (150kHz-30MHz), since according to the declaration from the applicant, the electrical circuit design, PCB layout, components used, internal wiring and functions were identical for all the above models, with only difference as follows:

Model No.	Difference	
HN-IFDX86, CLEF86U, IFDX86, XXXXXXXX86XXXXXXXXX (Where "X" can be any alphanumeric of A-Z or 0-9 or blank or -, indicates different client)	only difference on model No.	only difference on model No., the screen size and the power main board.
HN-IFDX65, CLEF65U, IFDX65, XXXXXXXX65XXXXXXXXX (Where "X" can be any alphanumeric of A-Z or 0-9 or blank or -, indicates different client)	only difference on model No.	

For Model No. : HN-IFDX86, CLEF86U, IFDX86, XXXXXXXX86XXXXXXXXX (Where "X" can be any alphanumeric of A-Z or 0-9 or blank or -, indicates different client), only difference on model No..

For Model No. : HN-IFDX65, CLEF65U, IFDX65, XXXXXXXX65XXXXXXXXX (Where "X" can be any alphanumeric of A-Z or 0-9 or blank or -, indicates different client), only difference on model No..

For Model No. : HN-IFDX86 and HN-IFDX65, only difference on model No., the screen size and the power main board..



3 Contents

	Page
1 Cover Page	1
2 Test Summary	3
3 Contents	5
4 General Information	8
4.1 Details of E.U.T.	8
4.2 Environment Parameter	9
4.3 Description of Support Units	9
4.4 Measurement Uncertainty	9
4.5 Test Location	10
4.6 Test Facility	10
4.7 Deviation from Standards	10
4.8 Abnormalities from Standard Conditions	10
5 Equipment List	11
6 Radio Spectrum Technical Requirement	16
6.1 Antenna Requirement	16
6.1.1 Test Requirement:	16
6.1.2 Conclusion	16
6.2 Transmission in the Absence of Data	17
6.2.1 Test Requirement:	17
6.2.2 Conclusion	17
7 Radio Spectrum Matter Test Results	18
7.1 Conducted Emissions at AC Power Line (150kHz-30MHz)	18
7.1.1 E.U.T. Operation	18
7.1.2 Test Mode Description	18
7.1.3 Test Setup Diagram	19
7.1.4 Measurement Procedure and Data	20
7.2 Duty Cycle	25
7.2.1 E.U.T. Operation	25
7.2.2 Test Mode Description	25
7.2.3 Test Setup Diagram	26
7.2.4 Measurement Procedure and Data	26
7.3 99% Bandwidth	27
7.3.1 E.U.T. Operation	27
7.3.2 Test Mode Description	27
7.3.3 Test Setup Diagram	28
7.3.4 Measurement Procedure and Data	28
7.4 26dB Emission bandwidth	29
7.4.1 E.U.T. Operation	29
7.4.2 Test Mode Description	29



Unless otherwise agreed in writing, this document is issued by the Company subject to its General Conditions of Service printed overleaf, available on request or accessible at <https://www.sgs.com/en/Terms-and-Conditions>. Attention is drawn to the limitation of liability, indemnification and jurisdiction issues defined therein. Any holder of this document is advised that information contained hereon reflects the Company's findings at the time of its intervention only and within the limits of Client's instructions, if any. The Company's sole responsibility is to its Client and this document does not exonerate parties to a transaction from exercising all their rights and obligations under the transaction documents. This document cannot be reproduced except in full, without prior written approval of the Company. Any unauthorized alteration, forgery or falsification of the content or appearance of this document is unlawful and offenders may be prosecuted to the fullest extent of the law. Unless otherwise stated the results shown in this test report refer only to the sample(s) tested and such sample(s) are retained for 30 days only.

Attention: To check the authenticity of testing / inspection report & certificate, please contact us at telephone: (86-755) 8307 1443, or email: CN.Doccheck@sgs.com

7.4.3	Test Setup Diagram	30
7.4.4	Measurement Procedure and Data.....	30
7.5	Maximum Conducted output power	31
7.5.1	E.U.T. Operation	31
7.5.2	Test Mode Description	31
7.5.3	Test Setup Diagram	32
7.5.4	Measurement Procedure and Data.....	33
7.6	Peak Power spectrum density.....	34
7.6.1	E.U.T. Operation	34
7.6.2	Test Mode Description	34
7.6.3	Test Setup Diagram	35
7.6.4	Measurement Procedure and Data.....	35
7.7	Radiated Emissions (Below 1GHz)	36
7.7.1	E.U.T. Operation	36
7.7.2	Test Mode Description	36
7.7.3	Test Setup Diagram	37
7.7.4	Measurement Procedure and Data.....	38
7.8	Radiated Emissions (Above 1GHz).....	45
7.8.1	E.U.T. Operation	45
7.8.2	Test Mode Description	46
7.8.3	Test Setup Diagram	47
7.8.4	Measurement Procedure and Data.....	48
7.9	Radiated Emissions which fall in the restricted bands	109
7.9.1	E.U.T. Operation	109
7.9.2	Test Mode Description	110
7.9.3	Test Setup Diagram	111
7.9.4	Measurement Procedure and Data.....	112
7.10	Frequency Stability.....	237
7.10.1	E.U.T. Operation.....	237
7.10.2	Test Mode Description.....	237
7.10.3	Test Setup Diagram.....	238
7.10.4	Measurement Procedure and Data	238
7.11	Minimum 6 dB bandwidth (5.725-5.85 GHz band).....	239
7.11.1	E.U.T. Operation.....	239
7.11.2	Test Mode Description.....	239
7.11.3	Test Setup Diagram.....	239
7.11.4	Measurement Procedure and Data	239
7.12	Channel Move Time	240
7.12.1	E.U.T. Operation.....	241
7.12.2	Test Mode Description.....	241
7.12.3	Test Setup Diagram.....	241
7.12.4	Measurement Procedure and Data	242
7.13	Channel Closing Transmission Time	243
7.13.1	E.U.T. Operation.....	244
7.13.2	Test Mode Description.....	244
7.13.3	Test Setup Diagram.....	244
7.13.4	Measurement Procedure and Data	245
8	Test Setup Photo	246





SGS-CSTC Standards Technical Services Co., Ltd. Shenzhen Branch

SZEMC-TRF-01 Rev. A/0 Aug01,2022

Report No.: SZCR230600198905

Page: 7 of 495

9	EUT Constructional Details (EUT Photos)	246
10	Appendix.....	247



SGS-CSTC Standards Technical Services Co., Ltd.
Shenzhen Branch (SZEMC) Laboratory

Unless otherwise agreed in writing, this document is issued by the Company subject to its General Conditions of Service printed overleaf, available on request or accessible at <https://www.sgs.com/en/Terms-and-Conditions>. Attention is drawn to the limitation of liability, indemnification and jurisdiction issues defined therein. Any holder of this document is advised that information contained hereon reflects the Company's findings at the time of its intervention only and within the limits of Client's instructions, if any. The Company's sole responsibility is to its Client and this document does not exonerate parties to a transaction from exercising all their rights and obligations under the transaction documents. This document cannot be reproduced except in full, without prior written approval of the Company. Any unauthorized alteration, forgery or falsification of the content or appearance of this document is unlawful and offenders may be prosecuted to the fullest extent of the law. Unless otherwise stated the results shown in this test report refer only to the sample(s) tested and such sample(s) are retained for 30 days only.

Attention: To check the authenticity of testing /inspection report & certificate, please contact us at telephone: (86-755) 8307 1443,

or email: CN.Doccheck@sgs.com

No.1 Workshop, M-10, Middle Section, Science & Technology Park, Nanshan District, Shenzhen, Guangdong, China 518057 t (86-755) 26012053 f (86-755) 26710594 www.sgs.com
中国·广东·深圳市南山区科技园中区M-10栋1号厂房 邮编: 518057 t (86-755) 26012053 f (86-755) 26710594 sgs.china@sgs.com

4 General Information

4.1 Details of E.U.T.

Power supply:	Input: 100-240Vac,50/60Hz			
Cable(s):	AC cable:150cm Unshielded			
For Module: NXP88W8997				
Operation Frequency/Number of channels (20MHz):	U-NII-1: 5180-5240MHz (4 Channels); U-NII-2A: 5260-5320MHz (4 Channels); U-NII-2C: 5500-5700MHz (11 Channels); U-NII-3: 5745-5825MHz (5 Channels)			
Operation Frequency/Number of channels/(40MHz):	U-NII-1: 5190-5230MHz (2 Channels); U-NII-2A: 5270-5310MHz (2 Channels); U-NII-2C: 5510-5670MHz (5 Channels); U-NII-3: 5755-5795MHz (2 Channels)			
Operation Frequency/Number of channels (80MHz):	U-NII-1: 5210MHz (1 Channel); U-NII-2A: 5290MHz (1 Channels); U-NII-2C: 5530-5610MHz (2 Channels); U-NII-3: 5775MHz (1 Channel)			
Modulation Type:	802.11a: OFDM (64QAM, 16QAM, QPSK, BPSK); 802.11n: OFDM (BPSK, QPSK, 16QAM, 64QAM); 802.11ac: OFDM (BPSK, QPSK, 16QAM, 64QAM, 256QAM)			
Channel Spacing:	802.11a/n(HT20)/ac(VHT20): 20MHz; 802.11n(HT40)/ac(VHT40): 40MHz; 802.11ac(VHT80): 80MHz			
DFS Function:	Slave without Radar detection			
Antenna Type:	PIFA Antenna			
Antenna Gain:		ANT 1	ANT 2	
	U-NII-1	1.03dBi	1.75 dBi	
	U-NII-2A	1.19 dBi	2.2 dBi	
	U-NII-2C	0.86 dBi	2.9 dBi	
	U-NII-3	-0.07 dBi	2.44 dBi	
For Module: SKIWB800DS2.1				
Operation Frequency/Number of channels (20MHz):	U-NII-1: 5180-5240MHz (4 Channels)			
Operation Frequency/Number of channels/(40MHz):	U-NII-1: 5190-5230MHz (2 Channels)			
Modulation Type:	802.11a: OFDM (64QAM, 16QAM, QPSK, BPSK); 802.11n: OFDM (BPSK, QPSK, 16QAM, 64QAM); 802.11ac: OFDM (BPSK, QPSK, 16QAM, 64QAM, 256QAM) 802.11ax: OFDMA(16QAM, 64QAM, 256QAM, 1024QAM, QPSK, BPSK)			
Antenna Type:	PIFA Antenna			
Antenna Gain:	2.66 dBi			



SGS-CSTC Standards Technical Services Co., Ltd. Shenzhen Branch

SZEMC-TRF-01 Rev. A/0 Aug01,2022

Report No.: SZCR230600198905

Page: 9 of 495

Remark: The information in this section is provided by the applicant or manufacturer, SGS is not liable to the accuracy, suitability, reliability or/and integrity of the information.

4.2 Environment Parameter

Environment Parameter	Selected Values During Tests	
Relative Humidity	Ambient	
Value	Temperature(°C)	Voltage(V)
NTNV	25	AC 120V
LTNV	-10	AC 120V
HTNV	50	AC 120V
Note: NV:Normal Voltage NT:Normal Temperature LT:Low Extreme Test Temperature HT:High Extreme Test Temperature		

4.3 Description of Support Units

Description	Manufacturer	Model No.	Serial No.
--	--	--	--
The EUT has been tested as an independent unit.			

4.4 Measurement Uncertainty

Test Item	Measurement Uncertainty
Conducted Emissions at AC Power Line (150kHz-30MHz)	± 3.1dB
Duty Cycle	± 0.37%
99% Bandwidth	± 3%
26dB Emission bandwidth	± 3%
Maximum Conducted output power	± 0.75dB
Peak Power spectrum density	± 2.84dB
Radiated Emissions (Below 1GHz)	± 6.0dB for 3m; ± 5.0dB for 10m
Radiated Emissions (Above 1GHz)	± 4.6dB (1-18GHz); ± 4.8dB (18-40GHz)
Radiated Emissions which fall in the restricted bands	± 6.0dB (below 1GHz); ± 4.6dB (above 1GHz);
Frequency Stability	± 7.25 x 10-8
Remark: The U _{lab} (lab Uncertainty) is less than U _{CISPR/ETSI} (CISPR/ETSI Uncertainty), so the test results – compliance is deemed to occur if no measured disturbance level exceeds the disturbance limit; – non-compliance is deemed to occur if any measured disturbance level exceeds the disturbance limit.	



SGS-CSTC Standards Technical Services Co., Ltd.
Shenzhen Branch Inspection & Testing Laboratory

Unless otherwise agreed in writing, this document is issued by the Company subject to its General Conditions of Service printed overleaf, available on request or accessible at <https://www.sgs.com/en/Terms-and-Conditions>. Attention is drawn to the limitation of liability, indemnification and jurisdiction issues defined therein. Any holder of this document is advised that information contained hereon reflects the Company's findings at the time of its intervention only and within the limits of Client's instructions, if any. The Company's sole responsibility is to its Client and this document does not exonerate parties to a transaction from exercising all their rights and obligations under the transaction documents. This document cannot be reproduced except in full, without prior written approval of the Company. Any unauthorized alteration, forgery or falsification of the content or appearance of this document is unlawful and offenders may be prosecuted to the fullest extent of the law. Unless otherwise stated the results shown in this test report refer only to the sample(s) tested and such sample(s) are retained for 30 days only.

Attention: To check the authenticity of testing /inspection report & certificate, please contact us at telephone: (86-755) 8307 1443, or email: CN.Doccheck@sgs.com
 No.1 Workshop, M-10, Middle Section, Science & Technology Park, Nanshan District, Shenzhen, Guangdong, China 518057 t (86-755) 26012053 f (86-755) 26710594 www.sgs.com.cn
 中国·广东·深圳市南山区科技园中区M-10栋1号厂房 邮编: 518057 t (86-755) 26012053 f (86-755) 26710594 sgs.china@sgs.com

4.5 Test Location

All tests were performed at:

SGS-CSTC Standards Technical Services Co., Ltd., Shenzhen Branch

No. 1 Workshop, M-10, Middle Section, Science & Technology Park, Nanshan District, Shenzhen, Guangdong, China. 518057.

Tel: +86 755 2601 2053 Fax: +86 755 2671 0594

No tests were sub-contracted.

4.6 Test Facility

The test facility is recognized, certified, or accredited by the following organizations:

• A2LA (Certificate No. 3816.01)

SGS-CSTC Standards Technical Services Co., Ltd., Shenzhen EMC Laboratory is accredited by the American Association for Laboratory Accreditation(A2LA). Certificate No. 3816.01.

• VCCI (Member No. 1937)

The 3m Fully-anechoic chamber for above 1GHz, 10m Semi-anechoic chamber for below 1GHz, Shielded Room for Mains Port Conducted Interference Measurement and Telecommunication Port Conducted Interference Measurement of SGS-CSTC Standards Technical Services Co., Ltd. Shenzhen EMC laboratory have been registered in accordance with the Regulations for Voluntary Control Measures with Registration No.: G-20026, R-14188, C-12383 and T-11153 respectively.

• FCC –Designation Number: CN1336

SGS-CSTC Standards Technical Services Co., Ltd., Shenzhen EMC Laboratory has been recognized as an accredited testing laboratory.

Designation Number: CN1336. Test Firm Registration Number: 787754.

• Innovation, Science and Economic Development Canada

SGS-CSTC Standards Technical Services Co., Ltd., Shenzhen EMC Laboratory has been recognized by ISED as an accredited testing laboratory.

CAB identifier: CN0006.

IC#: 4620C.

4.7 Deviation from Standards

None

4.8 Abnormalities from Standard Conditions

None



Unless otherwise agreed in writing, this document is issued by the Company subject to its General Conditions of Service printed overleaf, available on request or accessible at <https://www.sgs.com/en/Terms-and-Conditions>. Attention is drawn to the limitation of liability, indemnification and jurisdiction issues defined therein. Any holder of this document is advised that information contained hereon reflects the Company's findings at the time of its intervention only and within the limits of Client's instructions, if any. The Company's sole responsibility is to its Client and this document does not exonerate parties to a transaction from exercising all their rights and obligations under the transaction documents. This document cannot be reproduced except in full, without prior written approval of the Company. Any unauthorized alteration, forgery or falsification of the content or appearance of this document is unlawful and offenders may be prosecuted to the fullest extent of the law. Unless otherwise stated the results shown in this test report refer only to the sample(s) tested and such sample(s) are retained for 30 days only.

Attention: To check the authenticity of testing /inspection report & certificate, please contact us at telephone: (86-755) 8307 1443, or email: CN.Doccheck@sgs.com

SGS-CSTC Standards Technical Services Co., Ltd.
Shenzhen Branch EMC Laboratory

No.1 Workshop, M-10, Middle Section, Science & Technology Park, Nanshan District, Shenzhen, Guangdong, China 518057 t (86-755) 26012053 f (86-755) 26710594 www.ssgroup.com.cn
中国·广东·深圳市南山区科技园中区M-10栋1号厂房 邮编: 518057 t (86-755) 26012053 f (86-755) 26710594 sgs.china@sgs.com

5 Equipment List

Conducted Emissions at AC Power Line (150kHz-30MHz)					
Equipment	Manufacturer	Model No.	Inventory No.	Cal Date	Cal Due Date
Shielding Room	ZhongYu Electron	GB-88	SEM001-06	2022-05-14	2025-05-13
EMI Test Receiver	Rohde&Schwarz	ESCI	SEM004-02	2023-03-20	2024-03-19
Matching Pad	N/A	N/A	SEM021-23	2023-03-22	2024-03-21
Matching Pad	N/A	N/A	SEM021-24	2023-03-22	2024-03-21
Measurement Software	AUDIX	e3 V8.2014-6-27a	N/A	N/A	N/A
Coaxial Cable	SGS	N/A	SEM024-01	2022-07-09	2023-07-08
				2023-07-07	2024-07-06
LISN	Rohde&Schwarz	ENV216	SEM007-01	2022-09-20	2023-09-19
LISN	ETS-LINDGREN	3816/2	SEM007-02	2023-03-20	2024-03-19

Duty Cycle					
Equipment	Manufacturer	Model No.	Inventory No.	Cal Date	Cal Due Date
DC Power Supply	Chroma	62012P-80-60	SEM011-11	2022-10-20	2023-10-19
MXA Signal Analyzer	KEYSIGHT	N9020A	SEM004-19	2023-03-21	2024-03-20
Signal Generator	KEYSIGHT	N5173B	SEM006-05	2022-09-29	2023-09-28
Measurement Software	TST PASS	TST PASS V2.0	N/A	N/A	N/A
Coaxial Cable	SGS	N/A	SEM031-01	2022-07-09	2023-07-08
				2023-07-07	2024-07-06
Attenuator	Huber+Suhner	6620_SMA-50-1	SEM021-09	2023-03-31	2024-03-30
Programmable Temperature & Humidity Chamber	Votsch Industrietechnik GmbH	VT 4002	SEM002-15	2023-03-21	2024-03-20

99% Bandwidth					
Equipment	Manufacturer	Model No.	Inventory No.	Cal Date	Cal Due Date
DC Power Supply	Chroma	62012P-80-60	SEM011-11	2022-10-20	2023-10-19
MXA Signal Analyzer	KEYSIGHT	N9020A	SEM004-19	2023-03-21	2024-03-20
Signal Generator	KEYSIGHT	N5173B	SEM006-05	2022-09-29	2023-09-28
Measurement Software	TST PASS	TST PASS V2.0	N/A	N/A	N/A
Coaxial Cable	SGS	N/A	SEM031-01	2022-07-09	2023-07-08
				2023-07-07	2024-07-06
Attenuator	Huber+Suhner	6620_SMA-50-	SEM021-09	2023-03-31	2024-03-30



SGS-CSTC Standards Technical Services Co., Ltd. Shenzhen Branch

SZEMC-TRF-01 Rev. A/0 Aug01,2022

Report No.: SZCR230600198905

Page: 12 of 495

		1			
Programmable Temperature & Humidity Chamber	Votsch Industrietechnik GmbH	VT 4002	SEM002-15	2023-03-21	2024-03-20

26dB Emission bandwidth

Equipment	Manufacturer	Model No.	Inventory No.	Cal Date	Cal Due Date
DC Power Supply	Chroma	62012P-80-60	SEM011-11	2022-10-20	2023-10-19
MXA Signal Analyzer	KEYSIGHT	N9020A	SEM004-19	2023-03-21	2024-03-20
Signal Generator	KEYSIGHT	N5173B	SEM006-05	2022-09-29	2023-09-28
Measurement Software	TST PASS	TST PASS V2.0	N/A	N/A	N/A
Coaxial Cable	SGS	N/A	SEM031-01	2022-07-09	2023-07-08
				2023-07-07	2024-07-06
Attenuator	Huber+Suhner	6620_SMA-50-1	SEM021-09	2023-03-31	2024-03-30
Programmable Temperature & Humidity Chamber	Votsch Industrietechnik GmbH	VT 4002	SEM002-15	2023-03-21	2024-03-20

Maximum Conducted output power

Equipment	Manufacturer	Model No.	Inventory No.	Cal Date	Cal Due Date
Power Sensor	TST PASS	TSPS2023R	SEM009-26	2023-04-01	2024-03-31
Power Sensor	KEYSIGHT	U2021XA	SEM009-16	2023-03-21	2024-03-20
DC Power Supply	Chroma	62012P-80-60	SEM011-11	2022-10-20	2023-10-19
MXA Signal Analyzer	KEYSIGHT	N9020A	SEM004-19	2023-03-21	2024-03-20
Signal Generator	KEYSIGHT	N5173B	SEM006-05	2022-09-29	2023-09-28
Measurement Software	TST PASS	TST PASS V2.0	N/A	N/A	N/A
Coaxial Cable	SGS	N/A	SEM031-01	2022-07-09	2023-07-08
				2023-07-07	2024-07-06
Attenuator	Huber+Suhner	6620_SMA-50-1	SEM021-09	2023-03-31	2024-03-30
Programmable Temperature & Humidity Chamber	Votsch Industrietechnik GmbH	VT 4002	SEM002-15	2023-03-21	2024-03-20

Peak Power spectrum density

Equipment	Manufacturer	Model No.	Inventory No.	Cal Date	Cal Due Date
DC Power Supply	Chroma	62012P-80-60	SEM011-11	2022-10-20	2023-10-19
MXA Signal Analyzer	KEYSIGHT	N9020A	SEM004-19	2023-03-21	2024-03-20



Unless otherwise agreed in writing, this document is issued by the Company subject to its General Conditions of Service printed overleaf, available on request or accessible at <https://www.sgs.com/en/Terms-and-Conditions>. Attention is drawn to the limitation of liability, indemnification and jurisdiction issues defined therein. Any holder of this document is advised that information contained hereon reflects the Company's findings at the time of its intervention only and within the limits of Client's instructions, if any. The Company's sole responsibility is to its Client and this document does not exonerate parties to a transaction from exercising all their rights and obligations under the transaction documents. This document cannot be reproduced except in full, without prior written approval of the Company. Any unauthorized alteration, forgery or falsification of the content or appearance of this document is unlawful and offenders may be prosecuted to the fullest extent of the law. Unless otherwise stated the results shown in this test report refer only to the sample(s) tested and such sample(s) are retained for 30 days only.

Attention: To check the authenticity of testing /inspection report & certificate, please contact us at telephone: (86-755) 8307 1443, or email: CN.Doccheck@sgs.com

SGS-CSTC Standards Technical Services Co., Ltd.
Shenzhen Branch / SGS-CSTC Laboratory

No.1 Workshop, M-10, Middle Section, Science & Technology Park, Nanshan District, Shenzhen, Guangdong, China 518057 t (86-755) 26012053 f (86-755) 26710594 www.sgs.com.cn
中国·广东·深圳市南山区科技园中区M-10栋1号厂房 邮编: 518057 t (86-755) 26012053 f (86-755) 26710594 sgs.china@sgs.com

SGS-CSTC Standards Technical Services Co., Ltd. Shenzhen Branch

SZEMC-TRF-01 Rev. A/0 Aug01,2022

Report No.: SZCR230600198905

Page: 13 of 495

Signal Generator	KEYSIGHT	N5173B	SEM006-05	2022-09-29	2023-09-28
Measurement Software	TST PASS	TST PASS V2.0	N/A	N/A	N/A
Coaxial Cable	SGS	N/A	SEM031-01	2022-07-09 2023-07-07	2023-07-08 2024-07-06
Attenuator	Huber+Suhner	6620_SMA-50-1	SEM021-09	2023-03-31	2024-03-30
Programmable Temperature & Humidity Chamber	Votsch Industrietechnik GmbH	VT 4002	SEM002-15	2023-03-21	2024-03-20

Radiated Emissions (Below 1GHz)

Equipment	Manufacturer	Model No.	Inventory No.	Cal Date	Cal Due Date
10m Semi-Anechoic Chamber	SAEMC	FSAC1018	SEM001-03	2021-03-27	2024-03-26
MXE EMI receiver	KEYSIGHT	N9038A	SEM004-16	2022-10-20	2023-10-19
Trilog-Broadband Antenna	Schwarzbeck	VULB9168	SEM003-18	2021-10-28	2023-10-27
Pre-amplifier	Sonoma Instrument Co	310N	SEM005-04	2023-03-31	2024-03-30
Loop Antenna	ETS-Lindgren	6502	SEM003-08	2021-11-30	2023-11-29
Measurement Software	AUDIX	e3 V8.2014-6-27	N/A	N/A	N/A
Coaxial Cable	SGS	N/A	SEM029-01	2022-07-09 2023-07-07	2023-07-08 2024-07-06

Radiated Emissions (Above 1GHz)

Equipment	Manufacturer	Model No.	Inventory No.	Cal Date	Cal Due Date
3m Semi-Anechoic Chamber	AUDIX	N/A	SEM001-02	2023-04-01	2026-03-31
Signal Analyzer	Rohde & Schwarz	FSV40	SEM008-04	2023-03-20	2024-03-19
Horn Antenna	Rohde&Schwarz	HF907	SEM003-07	2022-07-24	2024-07-23
Microwave system amplifier	Agilent	83017A	SEM005-25	2022-09-21	2023-09-20
Measurement Software	AUDIX	e3 V8.2014-6-27	N/A	N/A	N/A
Coaxial Cable	SGS	N/A	SEM026-01	2022-07-09 2023-07-07	2023-07-08 2024-07-06

Radiated Emissions which fall in the restricted bands

Equipment	Manufacturer	Model No.	Inventory No.	Cal Date	Cal Due Date
-----------	--------------	-----------	---------------	----------	--------------



SGS-CSTC Standards Technical Services Co., Ltd.
Shenzhen Branch (SZEMC) Laboratory

Unless otherwise agreed in writing, this document is issued by the Company subject to its General Conditions of Service printed overleaf, available on request or accessible at <https://www.sgs.com/en/Terms-and-Conditions>. Attention is drawn to the limitation of liability, indemnification and jurisdiction issues defined therein. Any holder of this document is advised that information contained hereon reflects the Company's findings at the time of its intervention only and within the limits of Client's instructions, if any. The Company's sole responsibility is to its Client and this document does not exonerate parties to a transaction from exercising all their rights and obligations under the transaction documents. This document cannot be reproduced except in full, without prior written approval of the Company. Any unauthorized alteration, forgery or falsification of the content or appearance of this document is unlawful and offenders may be prosecuted to the fullest extent of the law. Unless otherwise stated the results shown in this test report refer only to the sample(s) tested and such sample(s) are retained for 30 days only.

Attention: To check the authenticity of testing / inspection report & certificate, please contact us at telephone: (86-755) 8307 1443, or email: CN.Doccheck@sgs.com

No.1 Workshop, M-10, Middle Section, Science & Technology Park, Nanshan District, Shenzhen, Guangdong, China 518057 t (86-755) 26012053 f (86-755) 26710594 www.sgs.com.cn
中国·广东·深圳市南山区科技园中区M-10栋1号厂房 邮编: 518057 t (86-755) 26012053 f (86-755) 26710594 sgs.china@sgs.com

SGS-CSTC Standards Technical Services Co., Ltd. Shenzhen Branch

SZEMC-TRF-01 Rev. A/0 Aug01,2022

Report No.: SZCR230600198905

Page: 14 of 495

3m Semi-Anechoic Chamber	AUDIX	N/A	SEM001-02	2023-04-01	2026-03-31
Signal Analyzer	Rohde & Schwarz	FSV40	SEM008-04	2023-03-20	2024-03-19
Horn Antenna	Rohde&Schwarz	HF907	SEM003-07	2022-07-24	2024-07-23
Microwave system amplifier	Agilent	83017A	SEM005-25	2022-09-21	2023-09-20
Measurement Software	AUDIX	e3 V8.2014-6-27	N/A	N/A	N/A
Coaxial Cable	SGS	N/A	SEM026-01	2022-07-09	2023-07-08
				2023-07-07	2024-07-06

Frequency Stability					
Equipment	Manufacturer	Model No.	Inventory No.	Cal Date	Cal Due Date
DC Power Supply	Chroma	62012P-80-60	SEM011-11	2022-10-20	2023-10-19
MXA Signal Analyzer	KEYSIGHT	N9020A	SEM004-19	2023-03-21	2024-03-20
Signal Generator	KEYSIGHT	N5173B	SEM006-05	2022-09-29	2023-09-28
Measurement Software	TST PASS	TST PASS V2.0	N/A	N/A	N/A
Coaxial Cable	SGS	N/A	SEM031-01	2022-07-09	2023-07-08
				2023-07-07	2024-07-06
Attenuator	Huber+Suhner	6620_SMA-50-1	SEM021-09	2023-03-31	2024-03-30
Programmable Temperature & Humidity Chamber	Votsch Industrietechnik GmbH	VT 4002	SEM002-15	2023-03-21	2024-03-20

Minimum 6dB Bandwidth					
Equipment	Manufacturer	Model No.	Inventory No.	Cal Date	Cal Due Date
DC Power Supply	Chroma	62012P-80-60	SEM011-11	2022-10-20	2023-10-19
MXA Signal Analyzer	KEYSIGHT	N9020A	SEM004-19	2023-03-21	2024-03-20
Measurement Software	TST PASS	TST PASS V2.0	N/A	N/A	N/A
Coaxial Cable	SGS	N/A	SEM031-01	2022-07-09	2023-07-08
				2023-07-07	2024-07-06
Attenuator	Huber+Suhner	6620_SMA-50-1	SEM021-09	2023-03-31	2024-03-30

DFS - Channel Move Time					
Equipment	Manufacturer	Model No.	Inventory No.	Cal Date	Cal Due Date
Manual Step Attenuator	KEYSIGHT	8494B	SEM021-05	2023-03-31	2024-03-30
Manual Step Attenuator	KEYSIGHT	8496B	SEM021-06	2023-03-31	2024-03-30



SGS-CSTC Standards Technical Services Co., Ltd.
Shenzhen Branch (SZEMC) Laboratory

Unless otherwise agreed in writing, this document is issued by the Company subject to its General Conditions of Service printed overleaf, available on request or accessible at <https://www.sgs.com/en/Terms-and-Conditions>. Attention is drawn to the limitation of liability, indemnification and jurisdiction issues defined therein. Any holder of this document is advised that information contained hereon reflects the Company's findings at the time of its intervention only and within the limits of Client's instructions, if any. The Company's sole responsibility is to its Client and this document does not exonerate parties to a transaction from exercising all their rights and obligations under the transaction documents. This document cannot be reproduced except in full, without prior written approval of the Company. Any unauthorized alteration, forgery or falsification of the content or appearance of this document is unlawful and offenders may be prosecuted to the fullest extent of the law. Unless otherwise stated the results shown in this test report refer only to the sample(s) tested and such sample(s) are retained for 30 days only.

Attention: To check the authenticity of testing / inspection report & certificate, please contact us at telephone: (86-755) 8307 1443, or email: CN.Doccheck@sgs.com

No.1 Workshop, M-10, Middle Section, Science & Technology Park, Nanshan District, Shenzhen, Guangdong, China 518057 t (86-755) 26012053 f (86-755) 26710594 www.sgs.com.cn
中国·广东·深圳市南山区科技园中区M-10栋1号厂房 邮编: 518057 t (86-755) 26012053 f (86-755) 26710594 sgs.china@sgs.com

SGS-CSTC Standards Technical Services Co., Ltd. Shenzhen Branch

SZEMC-TRF-01 Rev. A/0 Aug01,2022

Report No.: SZCR230600198905

Page: 15 of 495

Measurement Software	KEYSIGHT	Signal Studio for DFS Radar Profiles V2.2.0.0	N/A	N/A	N/A
Measurement Software	Agilent	ISMonitor10	N/A	N/A	N/A
MXG Vector Signal Generator	Agilent	N5182A	SEM006-21	2023-03-31	2024-03-30
MXA Signal Analyzer	KEYSIGHT	N9020A	SEM004-22	2023-03-21	2024-03-20

DFS - Channel Closing Transmission Time					
Equipment	Manufacturer	Model No.	Inventory No.	Cal Date	Cal Due Date
Manual Step Attenuator	KEYSIGHT	8494B	SEM021-05	2023-03-31	2024-03-30
Manual Step Attenuator	KEYSIGHT	8496B	SEM021-06	2023-03-31	2024-03-30
Measurement Software	KEYSIGHT	Signal Studio for DFS Radar Profiles V2.2.0.0	N/A	N/A	N/A
Measurement Software	Agilent	ISMonitor10	N/A	N/A	N/A
MXG Vector Signal Generator	Agilent	N5182A	SEM006-21	2023-03-31	2024-03-30
MXA Signal Analyzer	KEYSIGHT	N9020A	SEM004-22	2023-03-21	2024-03-20

General used equipment					
Equipment	Manufacturer	Model No.	Inventory No.	Cal Date	Cal Due Date
Humidity/ Temperature Indicator	Mingle	N/A	SEM002-08	2022-09-04	2023-09-03
Humidity/ Temperature Indicator	Anymetre	TH101B	SEM002-09	2022-09-04	2023-09-03
Barometer	Changchun Meteorological Industry Factory	DYM3	SEM002-01	2023-03-23	2024-03-22



Unless otherwise agreed in writing, this document is issued by the Company subject to its General Conditions of Service printed overleaf, available on request or accessible at <https://www.sgs.com/en/Terms-and-Conditions>. Attention is drawn to the limitation of liability, indemnification and jurisdiction issues defined therein. Any holder of this document is advised that information contained hereon reflects the Company's findings at the time of its intervention only and within the limits of Client's instructions, if any. The Company's sole responsibility is to its Client and this document does not exonerate parties to a transaction from exercising all their rights and obligations under the transaction documents. This document cannot be reproduced except in full, without prior written approval of the Company. Any unauthorized alteration, forgery or falsification of the content or appearance of this document is unlawful and offenders may be prosecuted to the fullest extent of the law. Unless otherwise stated the results shown in this test report refer only to the sample(s) tested and such sample(s) are retained for 30 days only.

Attention: To check the authenticity of testing / inspection report & certificate, please contact us at telephone: (86-755) 8307 1443, or email: CN.Doccheck@sgs.com

No.1 Workshop, M-10, Middle Section, Science & Technology Park, Nanshan District, Shenzhen, Guangdong, China 518057 t (86-755) 26012053 f (86-755) 26710594 www.sgs.com.cn
 中国·广东·深圳市南山区科技园中区M-10栋1号厂房 邮编: 518057 t (86-755) 26012053 f (86-755) 26710594 sgs.china@sgs.com

6 Radio Spectrum Technical Requirement

6.1 Antenna Requirement

6.1.1 Test Requirement:

47 CFR Part 15, Subpart C 15.203

6.1.2 Conclusion

Standard Requirement:

An intentional radiator shall be designed to ensure that no antenna other than that furnished by the responsible party shall be used with the device. The use of a antenna that uses a unique coupling to the intentional radiator, the manufacturer may design the unit permanently attached antenna or of an so that a broken antenna can be replaced by the user, but the use of a standard antenna jack or electrical connector is prohibited.

EUT Antenna:

The antenna is integrated on the main PCB and no consideration of replacement. The best case gain of the antenna is as below:

For Module: NXP88W8997

	ANT 1	ANT 2
U-NII-1	1.03dBi	1.75 dBi
U-NII-2A	1.19 dBi	2.2 dBi
U-NII-2C	0.86 dBi	2.9 dBi
U-NII-3	-0.07 dBi	2.44 dBi

For Module: SKIWB800DS2.1 (2.66 dBi)

Antenna location: Refer to internal photo.



6.2 Transmission in the Absence of Data

6.2.1 Test Requirement:

47 CFR Part 15, Subpart E 15.407 (c)

6.2.2 Conclusion

6.2.2 Conclusion

Standard Requirement:

The device shall automatically discontinue transmission in case of either absence of information to transmit or operational failure. These provisions are not intended to preclude the transmission of control or signalling information or the use of repetitive codes used by certain digital technologies to complete frame or burst intervals.

Applicants shall include in their application for equipment authorization a description of how this requirement is met.

EUT Details:

WIFI chip support automatically discontinue transmission in case of either absence of information to transmit or operational failure, if the chip detect absence of information to transmit or operational failure, it will be automatically shut off.



7 Radio Spectrum Matter Test Results

7.1 Conducted Emissions at AC Power Line (150kHz-30MHz)

Test Requirement 47 CFR Part 15, Subpart C 15.207 & Subpart E 15.407 b(9)

Test Method: ANSI C63.10 (2013) Section 6.2

Limit:

Frequency of emission(MHz)	Conducted limit(dB μ V)	
	Quasi-peak	Average
0.15-0.5	66 to 56*	56 to 46*
0.5-5	56	46
5-30	60	50

*Decreases with the logarithm of the frequency.

7.1.1 E.U.T. Operation

Operating Environment:

Temperature: 23.2 °C

Humidity: 50.5 % RH

Atmospheric Pressure: 1005 mbar

7.1.2 Test Mode Description

Pre-scan / Final test	Mode Code	Description
Final test	08	TX mode (U-NII-1 for module:NXP88W8997)_Keep the EUT in continuously transmitting mode with all modulation types. All data rates for each modulation type have been tested and found the data rate @ 6Mbps is the worst case of IEEE 802.11a; data rate @ MCS0 is the worst case of IEEE 802.11n(HT20); data rate @ MCS0 is the worst case of IEEE 802.11n(HT40); data rate @ MCS0 is the worst case of IEEE 802.11ac(VHT20); data rate @ MCS0 is the worst case of IEEE 802.11ac(VHT40); data rate @ MCS0 is the worst case of IEEE 802.11ac(VHT80), final test modes are considering the modulation and worse data rates. Only the data of worst case is recorded in the report.
Pre-scan	09	TX mode (U-NII-2A for module:NXP88W8997) _Keep the EUT in continuously transmitting mode with all modulation types. All data rates for each modulation type have been tested and found the data rate @ 6Mbps is the worst case of IEEE 802.11a; data rate @ MCS0 is the worst case of IEEE 802.11n(HT20); data rate @ MCS0 is the worst case of IEEE 802.11n(HT40); data rate @ MCS0 is the worst case of IEEE 802.11ac(VHT20); data rate @ MCS0 is the worst case of IEEE 802.11ac(VHT40); data rate @ MCS0 is the worst case of IEEE 802.11ac(VHT80), final test modes are considering the modulation and worse data rates. Only the data of worst case is recorded in the report.
Pre-scan	10	TX mode (U-NII-2C for module:NXP88W8997) _Keep the EUT in continuously

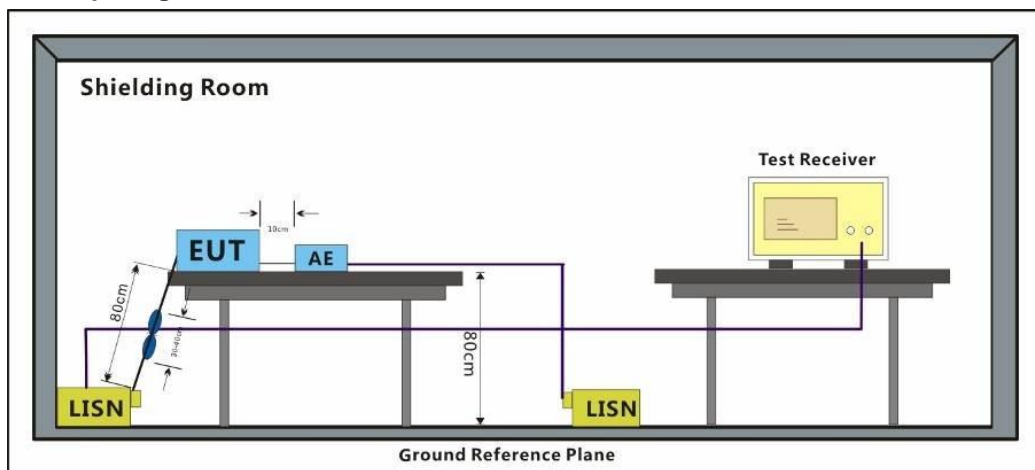


Unless otherwise agreed in writing, this document is issued by the Company subject to its General Conditions of Service printed overleaf, available on request or accessible at <https://www.sgs.com/en/Terms-and-Conditions>. Attention is drawn to the limitation of liability, indemnification and jurisdiction issues defined therein. Any holder of this document is advised that information contained hereon reflects the Company's findings at the time of its intervention only and within the limits of Client's instructions, if any. The Company's sole responsibility is to its Client and this document does not exonerate parties to a transaction from exercising all their rights and obligations under the transaction documents. This document cannot be reproduced except in full, without prior written approval of the Company. Any unauthorized alteration, forgery or falsification of the content or appearance of this document is unlawful and offenders may be prosecuted to the fullest extent of the law. Unless otherwise stated the results shown in this test report refer only to the sample(s) tested and such sample(s) are retained for 30 days only.

Attention: To check the authenticity of testing /inspection report & certificate, please contact us at telephone: (86-755) 8307 1443, or email: CN.Doccheck@sgs.com

		transmitting mode with all modulation types. All data rates for each modulation type have been tested and found the data rate @ 6Mbps is the worst case of IEEE 802.11a; data rate @ MCS0 is the worst case of IEEE 802.11n(HT20); data rate @ MCS0 is the worst case of IEEE 802.11n(HT40); data rate @ MCS0 is the worst case of IEEE 802.11ac(VHT20); data rate @ MCS0 is the worst case of IEEE 802.11ac(VHT40); data rate @ MCS0 is the worst case of IEEE 802.11ac(VHT80), final test modes are considering the modulation and worse data rates. Only the data of worst case is recorded in the report.
Pre-scan	11	TX mode (U-NII-3 for module:NXP88W8997) _Keep the EUT in continuously transmitting mode with all modulation types. All data rates for each modulation type have been tested and found the data rate @ 6Mbps is the worst case of IEEE 802.11a; data rate @ MCS0 is the worst case of IEEE 802.11n(HT20); data rate @ MCS0 is the worst case of IEEE 802.11n(HT40); data rate @ MCS0 is the worst case of IEEE 802.11ac(VHT20); data rate @ MCS0 is the worst case of IEEE 802.11ac(VHT40); data rate @ MCS0 is the worst case of IEEE 802.11ac(VHT80), final test modes are considering the modulation and worse data rates. Only the data of worst case is recorded in the report.
Pre-scan	12	TX mode (U-NII-1 for module:SKIWB800DS2.1) _Keep the EUT in continuously transmitting mode with all modulation types and being charged. All data rates for each modulation type have been tested and found the data rate @ 6Mbps is the worst case of IEEE 802.11a; data rate @ MCS0 is the worst case of IEEE 802.11n(HT20); data rate @ MCS0 is the worst case of IEEE 802.11n(HT40); data rate @ MCS0 is the worst case of IEEE 802.11ac(VHT20); data rate @ MCS0 is the worst case of IEEE 802.11ac(VHT40); data rate @ MCS0 is the worst case of IEEE 802.11ax(HEW20); data rate @ MCS0 is the worst case of IEEE 802.11ax(HEW40); final test modes are considering the modulation and worse data rates. Only the data of worst case is recorded in the report.

7.1.3 Test Setup Diagram



7.1.4 Measurement Procedure and Data

- 1) The mains terminal disturbance voltage test was conducted in a shielded room.
- 2) The EUT was connected to AC power source through a LISN 1 (Line Impedance Stabilization Network) which provides a 50ohm/50μH + 5ohm linear impedance. The power cables of all other units of the EUT were connected to a second LISN 2, which was bonded to the ground reference plane in the same way as the LISN 1 for the unit being measured. A multiple socket outlet strip was used to connect multiple power cables to a single LISN provided the rating of the LISN was not exceeded.
- 3) The tabletop EUT was placed upon a non-metallic table 0.8m above the ground reference plane. And for floor-standing arrangement, the EUT was placed on the horizontal ground reference plane,
- 4) The test was performed with a vertical ground reference plane. The rear of the EUT shall be 0.4 m from the vertical ground reference plane. The vertical ground reference plane was bonded to the horizontal ground reference plane. The LISN 1 was placed 0.8 m from the boundary of the unit under test and bonded to a ground reference plane for LISNs mounted on top of the ground reference plane. This distance was between the closest points of the LISN 1 and the EUT. All other units of the EUT and associated equipment was at least 0.8 m from the LISN 2.
- 5) In order to find the maximum emission, the relative positions of equipment and all of the interface cables must be changed according to ANSI C63.10 on conducted measurement.

Remark: Level=Read Level+ Cable Loss+ LISN Factor



SGS-CSTC Standards Technical Services Co., Ltd. Shenzhen Branch

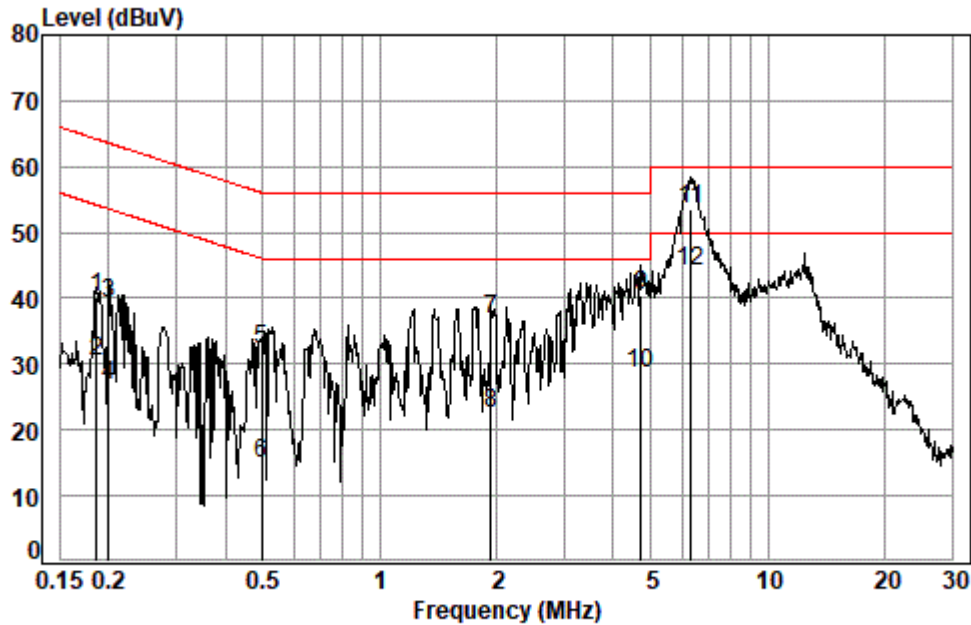
SZEMC-TRF-01 Rev. A/0 Aug01,2022

Report No.: SZCR230600198905

Page: 21 of 495

For HN-IFDX86:

Test Mode: 08; Line: Live line



Site : Shielding Room

Condition: Line

Job No. : 01989AT

Test mode:

	Freq	Cable Loss	LISN Factor	Read Level	Level	Limit Line	Over Limit	Remark
	MHz	dB	dB	dBuV	dBuV	dBuV	dB	
1	0.1864	0.03	9.62	30.45	40.10	64.20	-24.10	QP
2	0.1864	0.03	9.62	20.66	30.31	54.20	-23.89	Average
3	0.2007	0.04	9.62	29.59	39.25	63.58	-24.33	QP
4	0.2007	0.04	9.62	17.24	26.90	53.58	-26.68	Average
5	0.4967	0.05	9.62	22.66	32.33	56.05	-23.72	QP
6	0.4967	0.05	9.62	5.18	14.85	46.05	-31.20	Average
7	1.9386	0.10	9.64	26.99	36.73	56.00	-19.27	QP
8	1.9386	0.10	9.64	12.90	22.64	46.00	-23.36	Average
9	4.7213	0.15	9.67	30.55	40.37	56.00	-15.63	QP
10	4.7213	0.15	9.67	18.69	28.51	46.00	-17.49	Average
11 *	6.3521	0.17	9.70	43.71	53.58	60.00	-6.42	QP
12 *	6.3521	0.17	9.70	34.09	43.96	50.00	-6.04	Average



SGS-CSTC Standards Technical Services Co., Ltd.
Shenzhen Branch (SGS-CSTC) Laboratory

Unless otherwise agreed in writing, this document is issued by the Company subject to its General Conditions of Service printed overleaf, available on request or accessible at <https://www.sgs.com/en/Terms-and-Conditions>. Attention is drawn to the limitation of liability, indemnification and jurisdiction issues defined therein. Any holder of this document is advised that information contained hereon reflects the Company's findings at the time of its intervention only and within the limits of Client's instructions, if any. The Company's sole responsibility is to its Client and this document does not exonerate parties to a transaction from exercising all their rights and obligations under the transaction documents. This document cannot be reproduced except in full, without prior written approval of the Company. Any unauthorized alteration, forgery or falsification of the content or appearance of this document is unlawful and offenders may be prosecuted to the fullest extent of the law. Unless otherwise stated the results shown in this test report refer only to the sample(s) tested and such sample(s) are retained for 30 days only.

Attention: To check the authenticity of testing /inspection report & certificate, please contact us at telephone: (86-755) 8307 1443, or email: CN.Doccheck@sgs.com

No.1 Workshop, M-10, Middle Section, Science & Technology Park, Nanshan District, Shenzhen, Guangdong, China 518057 t (86-755) 26012053 f (86-755) 26710594 www.sgs.com.cn
中国·广东·深圳市南山区科技园中区M-10栋1号厂房 邮编: 518057 t (86-755) 26012053 f (86-755) 26710594 sgs.china@sgs.com

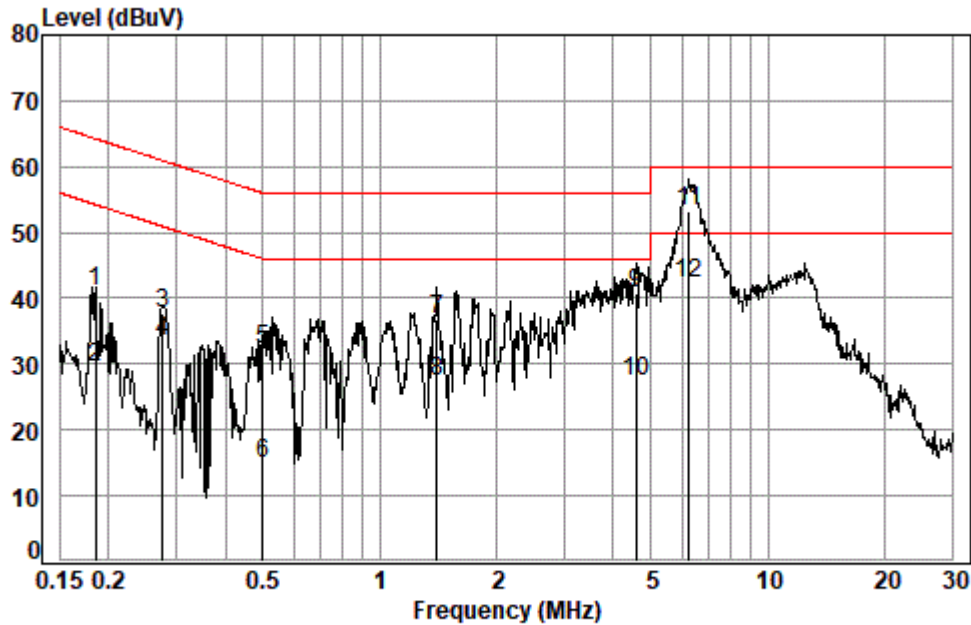
SGS-CSTC Standards Technical Services Co., Ltd. Shenzhen Branch

SZEMC-TRF-01 Rev. A/0 Aug01,2022

Report No.: SZCR230600198905

Page: 22 of 495

Test Mode: 08; Line: Neutral Line



Site : Shielding Room
Condition: Neutral
Job No. : 01989AT
Test mode:

	Freq	Cable Loss	LISN Factor	Read Level	Level	Limit Line	Over Limit	Remark
	MHz	dB	dB	dBuV	dBuV	dBuV	dB	
1	0.1854	0.03	9.62	31.40	41.05	64.24	-23.19	QP
2	0.1854	0.03	9.62	20.00	29.65	54.24	-24.59	Average
3	0.2759	0.04	9.62	27.92	37.58	60.94	-23.36	QP
4	0.2759	0.04	9.62	23.77	33.43	50.94	-17.51	Average
5	0.4994	0.05	9.62	22.58	32.25	56.01	-23.76	QP
6	0.4994	0.05	9.62	5.19	14.86	46.01	-31.15	Average
7	1.4032	0.09	9.63	27.20	36.92	56.00	-19.08	QP
8	1.4032	0.09	9.63	17.54	27.26	46.00	-18.74	Average
9	4.5736	0.15	9.68	31.00	40.83	56.00	-15.17	QP
10	4.5736	0.15	9.68	17.50	27.33	46.00	-18.67	Average
11 *	6.2852	0.17	9.71	43.37	53.25	60.00	-6.75	QP
12 *	6.2852	0.17	9.71	32.48	42.36	50.00	-7.64	Average



Unless otherwise agreed in writing, this document is issued by the Company subject to its General Conditions of Service printed overleaf, available on request or accessible at <https://www.sgs.com/en/Terms-and-Conditions>. Attention is drawn to the limitation of liability, indemnification and jurisdiction issues defined therein. Any holder of this document is advised that information contained hereon reflects the Company's findings at the time of its intervention only and within the limits of Client's instructions, if any. The Company's sole responsibility is to its Client and this document does not exonerate parties to a transaction from exercising all their rights and obligations under the transaction documents. This document cannot be reproduced except in full, without prior written approval of the Company. Any unauthorized alteration, forgery or falsification of the content or appearance of this document is unlawful and offenders may be prosecuted to the fullest extent of the law. Unless otherwise stated the results shown in this test report refer only to the sample(s) tested and such sample(s) are retained for 30 days only.

Attention: To check the authenticity of testing /inspection report & certificate, please contact us at telephone: (86-755) 8307 1443, or email: CN.Doccheck@sgs.com

SGS-CSTC Standards Technical Services Co., Ltd.
Shenzhen Branch, EMC Laboratory

No.1 Workshop, M-10, Middle Section, Science & Technology Park, Nanshan District, Shenzhen, Guangdong, China 518057 t (86-755) 26012053 f (86-755) 26710594 www.sgs.com.cn
中国·广东·深圳市南山区科技园中区M-10栋1号厂房 邮编: 518057 t (86-755) 26012053 f (86-755) 26710594 sgs.china@sgs.com

SGS-CSTC Standards Technical Services Co., Ltd. Shenzhen Branch

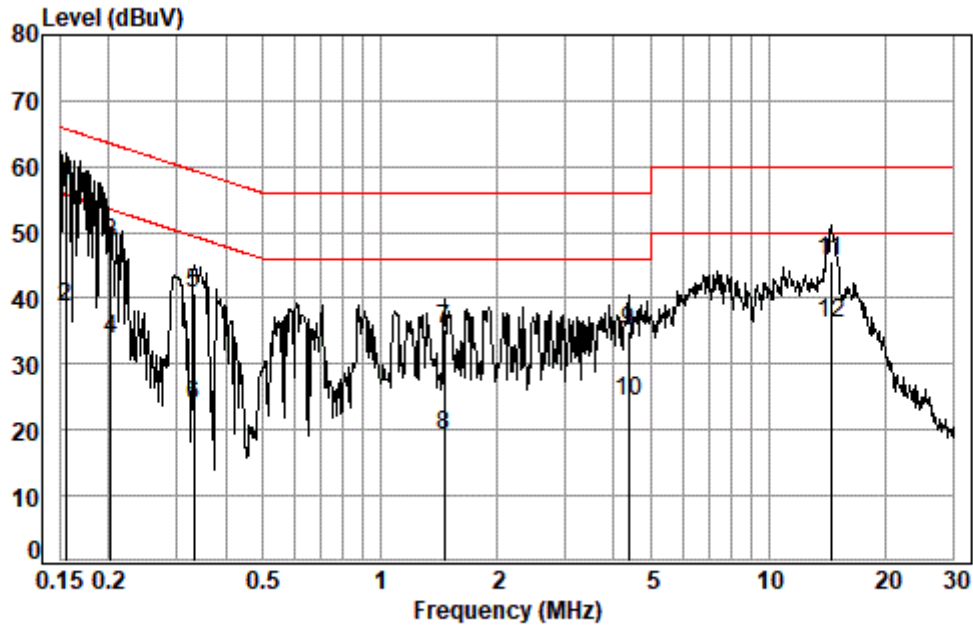
SZEMC-TRF-01 Rev. A/0 Aug01,2022

Report No.: SZCR230600198905

Page: 23 of 495

For HN-IFDX65:

Test Mode: 08; Line: Live line



Site : Shielding Room

Condition: Line

Job No. :

Test mode:

		Cable	LISN	Read		Limit	Over	
	Freq	Loss	Factor	Level	Level	Line	Limit	Remark
	MHz	dB	dB	dBuV	dBuV	dBuV	dB	
1 *	0.1548	0.03	9.63	47.53	57.19	65.74	-8.55	QP
2	0.1548	0.03	9.63	29.09	38.75	55.74	-16.99	Average
3	0.2029	0.04	9.62	38.81	48.47	63.49	-15.02	QP
4	0.2029	0.04	9.62	23.96	33.62	53.49	-19.87	Average
5	0.3321	0.05	9.62	31.01	40.68	59.40	-18.72	QP
6	0.3321	0.05	9.62	14.02	23.69	49.40	-25.71	Average
7	1.4640	0.09	9.63	25.67	35.39	56.00	-20.61	QP
8	1.4640	0.09	9.63	9.32	19.04	46.00	-26.96	Average
9	4.3606	0.14	9.66	25.17	34.97	56.00	-21.03	QP
10	4.3606	0.14	9.66	14.41	24.21	46.00	-21.79	Average
11	14.5171	0.14	9.83	35.60	45.57	60.00	-14.43	QP
12 *	14.5171	0.14	9.83	26.19	36.16	50.00	-13.84	Average



SGS-CSTC Standards Technical Services Co., Ltd.
Shenzhen Branch (Shenzhen) Laboratory

Unless otherwise agreed in writing, this document is issued by the Company subject to its General Conditions of Service printed overleaf, available on request or accessible at <https://www.sgs.com/en/Terms-and-Conditions>. Attention is drawn to the limitation of liability, indemnification and jurisdiction issues defined therein. Any holder of this document is advised that information contained hereon reflects the Company's findings at the time of its intervention only and within the limits of Client's instructions, if any. The Company's sole responsibility is to its Client and this document does not exonerate parties to a transaction from exercising all their rights and obligations under the transaction documents. This document cannot be reproduced except in full, without prior written approval of the Company. Any unauthorized alteration, forgery or falsification of the content or appearance of this document is unlawful and offenders may be prosecuted to the fullest extent of the law. Unless otherwise stated the results shown in this test report refer only to the sample(s) tested and such sample(s) are retained for 30 days only.

Attention: To check the authenticity of testing / inspection report & certificate, please contact us at telephone: (86-755) 8307 1443, or email: CN.Doccheck@sgs.com

No.1 Workshop, M-10, Middle Section, Science & Technology Park, Nanshan District, Shenzhen, Guangdong, China 518057 t (86-755) 26012053 f (86-755) 26710594 www.sgs.com.cn
中国·广东·深圳市南山区科技园中区M-10栋1号厂房 邮编: 518057 t (86-755) 26012053 f (86-755) 26710594 sgs.china@sgs.com

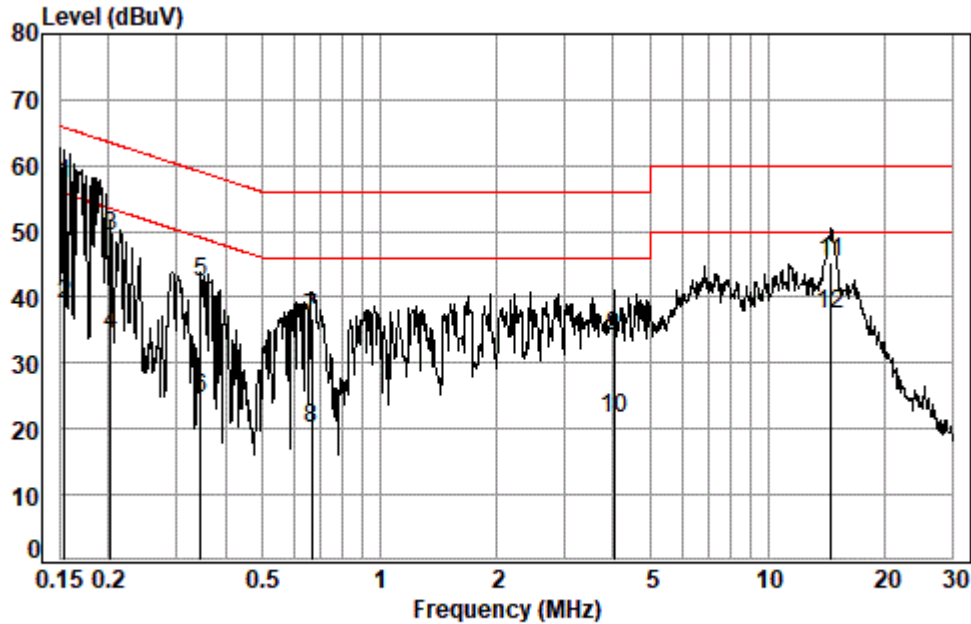
SGS-CSTC Standards Technical Services Co., Ltd. Shenzhen Branch

SZEMC-TRF-01 Rev. A/0 Aug01,2022

Report No.: SZCR230600198905

Page: 24 of 495

Test Mode: 08; Line: Neutral Line



Site : Shielding Room
Condition: Neutral
Job No. :
Test mode:

	Freq	Cable Loss	LISN Factor	Read Level	Level	Limit Line	Over Limit	Remark
	MHz	dB	dB	dBuV	dBuV	dBuV	dB	
1 *	0.1540	0.03	9.62	47.61	57.26	65.78	-8.52	QP
2	0.1540	0.03	9.62	29.42	39.07	55.78	-16.71	Average
3	0.2029	0.04	9.62	39.52	49.18	63.49	-14.31	QP
4	0.2029	0.04	9.62	24.58	34.24	53.49	-19.25	Average
5	0.3465	0.05	9.62	32.50	42.17	59.05	-16.88	QP
6	0.3465	0.05	9.62	14.87	24.54	49.05	-24.51	Average
7	0.6683	0.06	9.62	27.03	36.71	56.00	-19.29	QP
8	0.6683	0.06	9.62	10.36	20.04	46.00	-25.96	Average
9	4.0275	0.14	9.67	24.25	34.06	56.00	-21.94	QP
10	4.0275	0.14	9.67	11.85	21.66	46.00	-24.34	Average
11	14.5942	0.14	9.92	35.18	45.24	60.00	-14.76	QP
12 *	14.5942	0.14	9.92	27.43	37.49	50.00	-12.51	Average



SGS-CSTC Standards Technical Services Co., Ltd.
Shenzhen Branch (SZEMC) EMC Laboratory

Unless otherwise agreed in writing, this document is issued by the Company subject to its General Conditions of Service printed overleaf, available on request or accessible at <https://www.sgs.com/en/Terms-and-Conditions>. Attention is drawn to the limitation of liability, indemnification and jurisdiction issues defined therein. Any holder of this document is advised that information contained hereon reflects the Company's findings at the time of its intervention only and within the limits of Client's instructions, if any. The Company's sole responsibility is to its Client and this document does not exonerate parties to a transaction from exercising all their rights and obligations under the transaction documents. This document cannot be reproduced except in full, without prior written approval of the Company. Any unauthorized alteration, forgery or falsification of the content or appearance of this document is unlawful and offenders may be prosecuted to the fullest extent of the law. Unless otherwise stated the results shown in this test report refer only to the sample(s) tested and such sample(s) are retained for 30 days only.

Attention: To check the authenticity of testing /inspection report & certificate, please contact us at telephone: (86-755) 8307 1443, or email: CN.Doccheck@sgs.com

No.1 Workshop, M-10, Middle Section, Science & Technology Park, Nanshan District, Shenzhen, Guangdong, China 518057 t (86-755) 26012053 f (86-755) 26710594 www.ssgroup.com.cn
中国·广东·深圳市南山区科技园中区M-10栋1号厂房 邮编: 518057 t (86-755) 26012053 f (86-755) 26710594 sgs.china@sgs.com

SGS-CSTC Standards Technical Services Co., Ltd. Shenzhen Branch

SZEMC-TRF-01 Rev. A/0 Aug01,2022

Report No.: SZCR230600198905

Page: 25 of 495

7.2 Duty Cycle

Test Requirement KDB 789033 D02 II B 1

Test Method: KDB 789033 II B 1

7.2.1 E.U.T. Operation

Operating Environment:

Temperature: 23.2 °C Humidity: 50.5 % RH Atmospheric Pressure: 1005 mbar

7.2.2 Test Mode Description

Pre-scan / Final test	Mode Code	Description
Final test	08	TX mode (U-NII-1 for module:NXP88W8997)_Keep the EUT in continuously transmitting mode with all modulation types. All data rates for each modulation type have been tested and found the data rate @ 6Mbps is the worst case of IEEE 802.11a; data rate @ MCS0 is the worst case of IEEE 802.11n(HT20); data rate @ MCS0 is the worst case of IEEE 802.11n(HT40); data rate @ MCS0 is the worst case of IEEE 802.11ac(VHT20); data rate @ MCS0 is the worst case of IEEE 802.11ac(VHT40); data rate @ MCS0 is the worst case of IEEE 802.11ac(VHT80), final test modes are considering the modulation and worse data rates. Only the data of worst case is recorded in the report.
Final test	09	TX mode (U-NII-2A for module:NXP88W8997) _Keep the EUT in continuously transmitting mode with all modulation types. All data rates for each modulation type have been tested and found the data rate @ 6Mbps is the worst case of IEEE 802.11a; data rate @ MCS0 is the worst case of IEEE 802.11n(HT20); data rate @ MCS0 is the worst case of IEEE 802.11n(HT40); data rate @ MCS0 is the worst case of IEEE 802.11ac(VHT20); data rate @ MCS0 is the worst case of IEEE 802.11ac(VHT40); data rate @ MCS0 is the worst case of IEEE 802.11ac(VHT80), final test modes are considering the modulation and worse data rates. Only the data of worst case is recorded in the report.
Final test	10	TX mode (U-NII-2C for module:NXP88W8997) _Keep the EUT in continuously transmitting mode with all modulation types. All data rates for each modulation type have been tested and found the data rate @ 6Mbps is the worst case of IEEE 802.11a; data rate @ MCS0 is the worst case of IEEE 802.11n(HT20); data rate @ MCS0 is the worst case of IEEE 802.11n(HT40); data rate @ MCS0 is the worst case of IEEE 802.11ac(VHT20); data rate @ MCS0 is the worst case of IEEE 802.11ac(VHT40); data rate @ MCS0 is the worst case of IEEE 802.11ac(VHT80), final test modes are considering the modulation and worse data rates. Only the data of worst case is recorded in the report.
Final test	11	TX mode (U-NII-3 for module:NXP88W8997) _Keep the EUT in continuously transmitting mode with all modulation types. All data rates for each modulation type have been tested and found the data rate @ 6Mbps is the worst case of IEEE 802.11a; data rate @ MCS0 is the worst case of IEEE 802.11n(HT20); data rate @ MCS0 is the worst case of IEEE 802.11n(HT40); data rate @ MCS0 is the worst case of IEEE 802.11ac(VHT20); data rate @ MCS0 is the worst case of IEEE 802.11ac(VHT40); data rate @ MCS0 is the worst case of IEEE 802.11ac(VHT80), final test modes are considering the modulation and worse data rates. Only the data



Unless otherwise agreed in writing, this document is issued by the Company subject to its General Conditions of Service printed overleaf, available on request or accessible at <https://www.sgs.com/en/Terms-and-Conditions>. Attention is drawn to the limitation of liability, indemnification and jurisdiction issues defined therein. Any holder of this document is advised that information contained hereon reflects the Company's findings at the time of its intervention only and within the limits of Client's instructions, if any. The Company's sole responsibility is to its Client and this document does not exonerate parties to a transaction from exercising all their rights and obligations under the transaction documents. This document cannot be reproduced except in full, without prior written approval of the Company. Any unauthorized alteration, forgery or falsification of the content or appearance of this document is unlawful and offenders may be prosecuted to the fullest extent of the law. Unless otherwise stated the results shown in this test report refer only to the sample(s) tested and such sample(s) are retained for 30 days only.

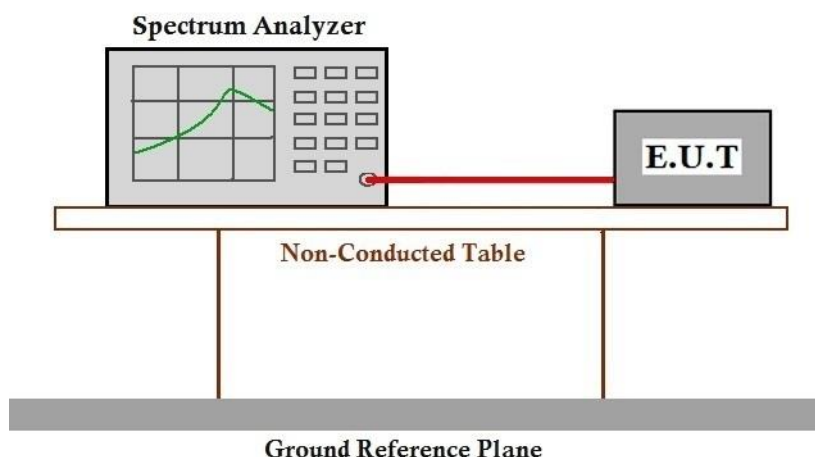
Attention: To check the authenticity of testing /inspection report & certificate, please contact us at telephone: (86-755) 8307 1443, or email: CN.Doccheck@sgs.com

SGS-CSTC Standards Technical Services Co., Ltd.
Shenzhen Branch, Shenzhen, P.R. China, SZEMC Laboratory.

No.1 Workshop, M-10, Middle Section, Science & Technology Park, Nanshan District, Shenzhen, Guangdong, China 518057 t (86-755) 26012053 f (86-755) 26710594 www.sgs.com.cn
中国·广东·深圳市南山区科技园中区M-10栋1号厂房 邮编: 518057 t (86-755) 26012053 f (86-755) 26710594 sgs.china@sgs.com

		of worst case is recorded in the report.
Final test	12	TX mode (U-NII-1 for module:SKIWB800DS2.1) _Keep the EUT in continuously transmitting mode with all modulation types and being charged. All data rates for each modulation type have been tested and found the data rate @ 6Mbps is the worst case of IEEE 802.11a; data rate @ MCS0 is the worst case of IEEE 802.11n(HT20); data rate @ MCS0 is the worst case of IEEE 802.11n(HT40); data rate @ MCS0 is the worst case of IEEE 802.11ac(VHT20); data rate @ MCS0 is the worst case of IEEE 802.11ac(VHT40); data rate @ MCS0 is the worst case of IEEE 802.11ax(HEW20); data rate @ MCS0 is the worst case of IEEE 802.11ax(HEW40); final test modes are considering the modulation and worse data rates. Only the data of worst case is recorded in the report.

7.2.3 Test Setup Diagram



7.2.4 Measurement Procedure and Data

Please Refer to Appendix for Details



SGS-CSTC Standards Technical Services Co., Ltd. Shenzhen Branch

SZEMC-TRF-01 Rev. A/0 Aug01,2022

Report No.: SZCR230600198905

Page: 27 of 495

7.3 99% Bandwidth

Test Requirement N/A
Test Method: KDB 789033 II D

7.3.1 E.U.T. Operation

Operating Environment:
Temperature: 23.2 °C Humidity: 50.5 % RH Atmospheric Pressure: 1005 mbar

7.3.2 Test Mode Description

Pre-scan / Final test	Mode Code	Description
Final test	08	TX mode (U-NII-1 for module:NXP88W8997)_Keep the EUT in continuously transmitting mode with all modulation types. All data rates for each modulation type have been tested and found the data rate @ 6Mbps is the worst case of IEEE 802.11a; data rate @ MCS0 is the worst case of IEEE 802.11n(HT20); data rate @ MCS0 is the worst case of IEEE 802.11n(HT40); data rate @ MCS0 is the worst case of IEEE 802.11ac(VHT20); data rate @ MCS0 is the worst case of IEEE 802.11ac(VHT40); data rate @ MCS0 is the worst case of IEEE 802.11ac(VHT80), final test modes are considering the modulation and worse data rates. Only the data of worst case is recorded in the report.
Final test	09	TX mode (U-NII-2A for module:NXP88W8997) _Keep the EUT in continuously transmitting mode with all modulation types. All data rates for each modulation type have been tested and found the data rate @ 6Mbps is the worst case of IEEE 802.11a; data rate @ MCS0 is the worst case of IEEE 802.11n(HT20); data rate @ MCS0 is the worst case of IEEE 802.11n(HT40); data rate @ MCS0 is the worst case of IEEE 802.11ac(VHT20); data rate @ MCS0 is the worst case of IEEE 802.11ac(VHT40); data rate @ MCS0 is the worst case of IEEE 802.11ac(VHT80), final test modes are considering the modulation and worse data rates. Only the data of worst case is recorded in the report.
Final test	10	TX mode (U-NII-2C for module:NXP88W8997) _Keep the EUT in continuously transmitting mode with all modulation types. All data rates for each modulation type have been tested and found the data rate @ 6Mbps is the worst case of IEEE 802.11a; data rate @ MCS0 is the worst case of IEEE 802.11n(HT20); data rate @ MCS0 is the worst case of IEEE 802.11n(HT40); data rate @ MCS0 is the worst case of IEEE 802.11ac(VHT20); data rate @ MCS0 is the worst case of IEEE 802.11ac(VHT40); data rate @ MCS0 is the worst case of IEEE 802.11ac(VHT80), final test modes are considering the modulation and worse data rates. Only the data of worst case is recorded in the report.
Final test	11	TX mode (U-NII-3 for module:NXP88W8997) _Keep the EUT in continuously transmitting mode with all modulation types. All data rates for each modulation type have been tested and found the data rate @ 6Mbps is the worst case of IEEE 802.11a; data rate @ MCS0 is the worst case of IEEE 802.11n(HT20); data rate @ MCS0 is the worst case of IEEE 802.11n(HT40); data rate @ MCS0 is the worst case of IEEE 802.11ac(VHT20); data rate @ MCS0 is the worst case of IEEE 802.11ac(VHT40); data rate @ MCS0 is the worst case of IEEE 802.11ac(VHT80), final test modes are considering the modulation and worse data rates. Only the data



Unless otherwise agreed in writing, this document is issued by the Company subject to its General Conditions of Service printed overleaf, available on request or accessible at <https://www.sgs.com/en/Terms-and-Conditions>. Attention is drawn to the limitation of liability, indemnification and jurisdiction issues defined therein. Any holder of this document is advised that information contained hereon reflects the Company's findings at the time of its intervention only and within the limits of Client's instructions, if any. The Company's sole responsibility is to its Client and this document does not exonerate parties to a transaction from exercising all their rights and obligations under the transaction documents. This document cannot be reproduced except in full, without prior written approval of the Company. Any unauthorized alteration, forgery or falsification of the content or appearance of this document is unlawful and offenders may be prosecuted to the fullest extent of the law. Unless otherwise stated the results shown in this test report refer only to the sample(s) tested and such sample(s) are retained for 30 days only.

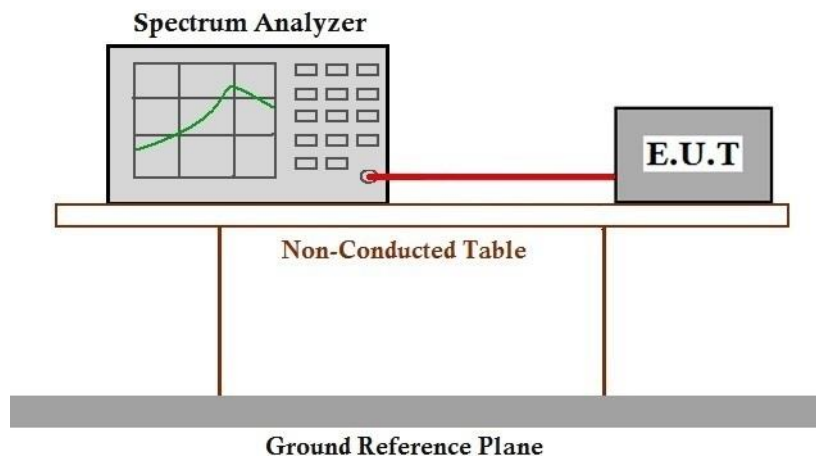
Attention: To check the authenticity of testing /inspection report & certificate, please contact us at telephone: (86-755) 8307 1443, or email: CN.Doccheck@sgs.com

SGS-CSTC Standards Technical Services Co., Ltd.
Shenzhen Branch Inspection & Testing Laboratory

No.1 Workshop, M-10, Middle Section, Science & Technology Park, Nanshan District, Shenzhen, Guangdong, China 518057 t (86-755) 26012053 f (86-755) 26710594 www.sgsgroup.com.cn
中国·广东·深圳市南山区科技园中区M-10栋1号厂房 邮编: 518057 t (86-755) 26012053 f (86-755) 26710594 sgs.china@sgs.com

		of worst case is recorded in the report.
Final test	12	TX mode (U-NII-1 for module:SKIWB800DS2.1) _Keep the EUT in continuously transmitting mode with all modulation types and being charged. All data rates for each modulation type have been tested and found the data rate @ 6Mbps is the worst case of IEEE 802.11a; data rate @ MCS0 is the worst case of IEEE 802.11n(HT20); data rate @ MCS0 is the worst case of IEEE 802.11n(HT40); data rate @ MCS0 is the worst case of IEEE 802.11ac(VHT20); data rate @ MCS0 is the worst case of IEEE 802.11ac(VHT40); data rate @ MCS0 is the worst case of IEEE 802.11ax(HEW20); data rate @ MCS0 is the worst case of IEEE 802.11ax(HEW40); final test modes are considering the modulation and worse data rates. Only the data of worst case is recorded in the report.

7.3.3 Test Setup Diagram



7.3.4 Measurement Procedure and Data

Please Refer to Appendix for Details

7.4 26dB Emission bandwidth

Test Requirement 47 CFR Part 15, Subpart E 15.407 (a)
Test Method: KDB 789033 D02 II C 1

7.4.1 E.U.T. Operation

Operating Environment:
Temperature: 23.2 °C Humidity: 50.5 % RH Atmospheric Pressure: 1005 mbar

7.4.2 Test Mode Description

Pre-scan / Final test	Mode Code	Description
Final test	08	TX mode (U-NII-1 for module:NXP88W8997)_Keep the EUT in continuously transmitting mode with all modulation types. All data rates for each modulation type have been tested and found the data rate @ 6Mbps is the worst case of IEEE 802.11a; data rate @ MCS0 is the worst case of IEEE 802.11n(HT20); data rate @ MCS0 is the worst case of IEEE 802.11n(HT40); data rate @ MCS0 is the worst case of IEEE 802.11ac(VHT20); data rate @ MCS0 is the worst case of IEEE 802.11ac(VHT40); data rate @ MCS0 is the worst case of IEEE 802.11ac(VHT80), final test modes are considering the modulation and worse data rates. Only the data of worst case is recorded in the report.
Final test	09	TX mode (U-NII-2A for module:NXP88W8997) _Keep the EUT in continuously transmitting mode with all modulation types. All data rates for each modulation type have been tested and found the data rate @ 6Mbps is the worst case of IEEE 802.11a; data rate @ MCS0 is the worst case of IEEE 802.11n(HT20); data rate @ MCS0 is the worst case of IEEE 802.11n(HT40); data rate @ MCS0 is the worst case of IEEE 802.11ac(VHT20); data rate @ MCS0 is the worst case of IEEE 802.11ac(VHT40); data rate @ MCS0 is the worst case of IEEE 802.11ac(VHT80), final test modes are considering the modulation and worse data rates. Only the data of worst case is recorded in the report.
Final test	10	TX mode (U-NII-2C for module:NXP88W8997) _Keep the EUT in continuously transmitting mode with all modulation types. All data rates for each modulation type have been tested and found the data rate @ 6Mbps is the worst case of IEEE 802.11a; data rate @ MCS0 is the worst case of IEEE 802.11n(HT20); data rate @ MCS0 is the worst case of IEEE 802.11n(HT40); data rate @ MCS0 is the worst case of IEEE 802.11ac(VHT20); data rate @ MCS0 is the worst case of IEEE 802.11ac(VHT40); data rate @ MCS0 is the worst case of IEEE 802.11ac(VHT80), final test modes are considering the modulation and worse data rates. Only the data of worst case is recorded in the report.
Final test	11	TX mode (U-NII-3 for module:NXP88W8997) _Keep the EUT in continuously transmitting mode with all modulation types. All data rates for each modulation type have been tested and found the data rate @ 6Mbps is the worst case of IEEE 802.11a; data rate @ MCS0 is the worst case of IEEE 802.11n(HT20); data rate @ MCS0 is the worst case of IEEE 802.11n(HT40); data rate @ MCS0 is the worst case of IEEE 802.11ac(VHT20); data rate @ MCS0 is the worst case of IEEE 802.11ac(VHT40); data rate @ MCS0 is the worst case of IEEE 802.11ac(VHT80), final test modes are considering the modulation and worse data rates. Only the data

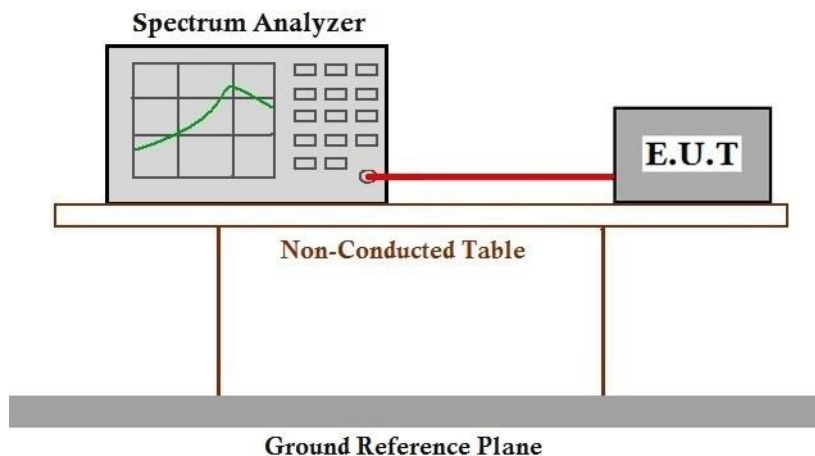


Unless otherwise agreed in writing, this document is issued by the Company subject to its General Conditions of Service printed overleaf, available on request or accessible at <https://www.sgs.com/en/Terms-and-Conditions>. Attention is drawn to the limitation of liability, indemnification and jurisdiction issues defined therein. Any holder of this document is advised that information contained hereon reflects the Company's findings at the time of its intervention only and within the limits of Client's instructions, if any. The Company's sole responsibility is to its Client and this document does not exonerate parties to a transaction from exercising all their rights and obligations under the transaction documents. This document cannot be reproduced except in full, without prior written approval of the Company. Any unauthorized alteration, forgery or falsification of the content or appearance of this document is unlawful and offenders may be prosecuted to the fullest extent of the law. Unless otherwise stated the results shown in this test report refer only to the sample(s) tested and such sample(s) are retained for 30 days only.

Attention: To check the authenticity of testing /inspection report & certificate, please contact us at telephone: (86-755) 8307 1443, or email: CN.Doccheck@sgs.com

		of worst case is recorded in the report.
Final test	12	TX mode (U-NII-1 for module:SKIWB800DS2.1) _Keep the EUT in continuously transmitting mode with all modulation types and being charged. All data rates for each modulation type have been tested and found the data rate @ 6Mbps is the worst case of IEEE 802.11a; data rate @ MCS0 is the worst case of IEEE 802.11n(HT20); data rate @ MCS0 is the worst case of IEEE 802.11n(HT40); data rate @ MCS0 is the worst case of IEEE 802.11ac(VHT20); data rate @ MCS0 is the worst case of IEEE 802.11ac(VHT40); data rate @ MCS0 is the worst case of IEEE 802.11ax(HEW20); data rate @ MCS0 is the worst case of IEEE 802.11ax(HEW40); final test modes are considering the modulation and worse data rates. Only the data of worst case is recorded in the report.

7.4.3 Test Setup Diagram



7.4.4 Measurement Procedure and Data

Please Refer to Appendix for Details

7.5 Maximum Conducted output power

Test Requirement 47 CFR Part 15, Subpart E 15.407 (a)

Test Method: KDB 789033 D02 II E

Limit:

Frequency band(MHz)	Limit
5150-5250	≤1W(30dBm) for master device
	≤250mW(24dBm) for client device
5250-5350	≤250mW(24dBm) or 11dBm+10logB*
5470-5725	≤250mW(24dBm) or 11dBm+10logB*
5725-5850	≤1W(30dBm)
Remark:	<p>* Where B is the 26dB emission bandwidth in MHz.</p> <p>The maximum conducted output power must be measured over any interval of continuous transmission using instrumentation calibrated in terms of an rms-equivalent voltage.</p>

7.5.1 E.U.T. Operation

Operating Environment:

Temperature: 23.2 °C

Humidity: 50.5 % RH

Atmospheric Pressure: 1005 mbar

7.5.2 Test Mode Description

Pre-scan / Final test	Mode Code	Description
Final test	08	TX mode (U-NII-1 for module:NXP88W8997)_Keep the EUT in continuously transmitting mode with all modulation types. All data rates for each modulation type have been tested and found the data rate @ 6Mbps is the worst case of IEEE 802.11a; data rate @ MCS0 is the worst case of IEEE 802.11n(HT20); data rate @ MCS0 is the worst case of IEEE 802.11n(HT40); data rate @ MCS0 is the worst case of IEEE 802.11ac(VHT20); data rate @ MCS0 is the worst case of IEEE 802.11ac(VHT40); data rate @ MCS0 is the worst case of IEEE 802.11ac(VHT80), final test modes are considering the modulation and worse data rates. Only the data of worst case is recorded in the report.
Final test	09	TX mode (U-NII-2A for module:NXP88W8997) _Keep the EUT in continuously transmitting mode with all modulation types. All data rates for each modulation type have been tested and found the data rate @ 6Mbps is the worst case of IEEE 802.11a; data rate @ MCS0 is the worst case of IEEE 802.11n(HT20); data rate @ MCS0 is the worst case of IEEE 802.11n(HT40); data rate @ MCS0 is the worst case of IEEE 802.11ac(VHT20); data rate @ MCS0 is the worst case of IEEE 802.11ac(VHT40); data rate @ MCS0 is the worst case of IEEE 802.11ac(VHT80), final test modes are considering the modulation and worse data rates. Only the data of worst case is recorded in the report.
Final test	10	TX mode (U-NII-2C for module:NXP88W8997) _Keep the EUT in continuously transmitting mode with all modulation types. All data rates for each modulation type

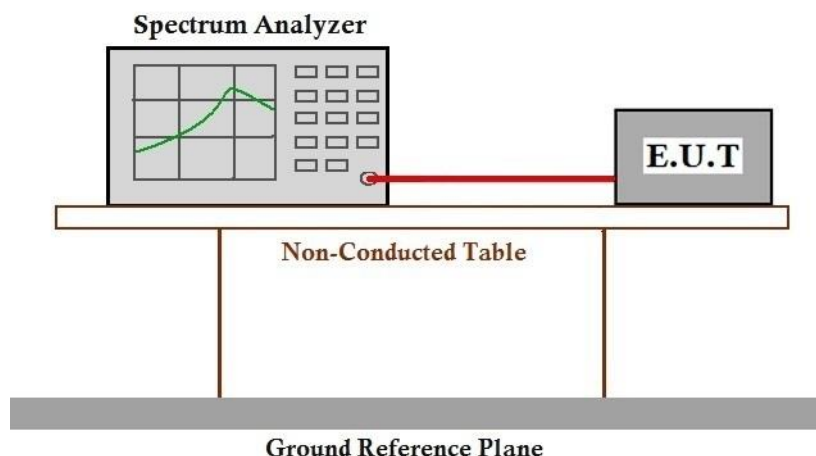


Unless otherwise agreed in writing, this document is issued by the Company subject to its General Conditions of Service printed overleaf, available on request or accessible at <https://www.sgs.com/en/Terms-and-Conditions>. Attention is drawn to the limitation of liability, indemnification and jurisdiction issues defined therein. Any holder of this document is advised that information contained hereon reflects the Company's findings at the time of its intervention only and within the limits of Client's instructions, if any. The Company's sole responsibility is to its Client and this document does not exonerate parties to a transaction from exercising all their rights and obligations under the transaction documents. This document cannot be reproduced except in full, without prior written approval of the Company. Any unauthorized alteration, forgery or falsification of the content or appearance of this document is unlawful and offenders may be prosecuted to the fullest extent of the law. Unless otherwise stated the results shown in this test report refer only to the sample(s) tested and such sample(s) are retained for 30 days only.

Attention: To check the authenticity of testing /inspection report & certificate, please contact us at telephone: (86-755) 8307 1443, or email: CN.Doccheck@sgs.com

		have been tested and found the data rate @ 6Mbps is the worst case of IEEE 802.11a; data rate @ MCS0 is the worst case of IEEE 802.11n(HT20); data rate @ MCS0 is the worst case of IEEE 802.11n(HT40); data rate @ MCS0 is the worst case of IEEE 802.11ac(VHT20); data rate @ MCS0 is the worst case of IEEE 802.11ac(VHT40); data rate @ MCS0 is the worst case of IEEE 802.11ac(VHT80), final test modes are considering the modulation and worse data rates. Only the data of worst case is recorded in the report.
Final test	11	TX mode (U-NII-3 for module:NXP88W8997) _Keep the EUT in continuously transmitting mode with all modulation types. All data rates for each modulation type have been tested and found the data rate @ 6Mbps is the worst case of IEEE 802.11a; data rate @ MCS0 is the worst case of IEEE 802.11n(HT20); data rate @ MCS0 is the worst case of IEEE 802.11n(HT40); data rate @ MCS0 is the worst case of IEEE 802.11ac(VHT20); data rate @ MCS0 is the worst case of IEEE 802.11ac(VHT40); data rate @ MCS0 is the worst case of IEEE 802.11ac(VHT80), final test modes are considering the modulation and worse data rates. Only the data of worst case is recorded in the report.
Final test	12	TX mode (U-NII-1 for module:SKIWB800DS2.1) _Keep the EUT in continuously transmitting mode with all modulation types and being charged. All data rates for each modulation type have been tested and found the data rate @ 6Mbps is the worst case of IEEE 802.11a; data rate @ MCS0 is the worst case of IEEE 802.11n(HT20); data rate @ MCS0 is the worst case of IEEE 802.11n(HT40); data rate @ MCS0 is the worst case of IEEE 802.11ac(VHT20); data rate @ MCS0 is the worst case of IEEE 802.11ac(VHT40); data rate @ MCS0 is the worst case of IEEE 802.11ax(HEW20); data rate @ MCS0 is the worst case of IEEE 802.11ax(HEW40); final test modes are considering the modulation and worse data rates. Only the data of worst case is recorded in the report.

7.5.3 Test Setup Diagram



SGS-CSTC Standards Technical Services Co., Ltd. Shenzhen Branch

SZEMC-TRF-01 Rev. A/0 Aug01,2022

Report No.: SZCR230600198905

Page: 33 of 495

7.5.4 Measurement Procedure and Data

Note: Since the verify power the same operating range bandwidth and smaller power can be covered by the higher power.

Please Refer to Appendix for Details



SGS-CSTC Standards Technical Services Co., Ltd.
Shenzhen Branch Testing Center Laboratory

Unless otherwise agreed in writing, this document is issued by the Company subject to its General Conditions of Service printed overleaf, available on request or accessible at <https://www.sgs.com/en/Terms-and-Conditions>. Attention is drawn to the limitation of liability, indemnification and jurisdiction issues defined therein. Any holder of this document is advised that information contained hereon reflects the Company's findings at the time of its intervention only and within the limits of Client's instructions, if any. The Company's sole responsibility is to its Client and this document does not exonerate parties to a transaction from exercising all their rights and obligations under the transaction documents. This document cannot be reproduced except in full, without prior written approval of the Company. Any unauthorized alteration, forgery or falsification of the content or appearance of this document is unlawful and offenders may be prosecuted to the fullest extent of the law. Unless otherwise stated the results shown in this test report refer only to the sample(s) tested and such sample(s) are retained for 30 days only.

Attention: To check the authenticity of testing /inspection report & certificate, please contact us at telephone: (86-755) 8307 1443, or email: CN.Doccheck@sgs.com

No.1 Workshop, M-10, Middle Section, Science & Technology Park, Nanshan District, Shenzhen, Guangdong, China 518057 t (86-755) 26012053 f (86-755) 26710594 www.sgsgroup.com.cn
中国·广东·深圳市南山区科技园中区M-10栋1号厂房 邮编: 518057 t (86-755) 26012053 f (86-755) 26710594 sgs.china@sgs.com

7.6 Peak Power spectrum density

Test Requirement 47 CFR Part 15, Subpart E 15.407 (a)

Test Method: KDB 789033 D02 II F

Limit:

Frequency band(MHz)	Limit
5150-5250	≤17dBm in 1MHz for master device
	≤11dBm in 1MHz for client device
5250-5350	≤11dBm in 1MHz for client device
5470-5725	≤11dBm in 1MHz for client device
5725-5850	≤30dBm in 500 kHz
Remark:	The maximum power spectral density is measured as a conducted emission by direct connection of a calibrated test instrument to the equipment under test.

7.6.1 E.U.T. Operation

Operating Environment:

Temperature: 23.2 °C

Humidity: 50.5 % RH

Atmospheric Pressure: 1005 mbar

7.6.2 Test Mode Description

Pre-scan / Final test	Mode Code	Description
Final test	08	TX mode (U-NII-1 for module:NXP88W8997)_Keep the EUT in continuously transmitting mode with all modulation types. All data rates for each modulation type have been tested and found the data rate @ 6Mbps is the worst case of IEEE 802.11a; data rate @ MCS0 is the worst case of IEEE 802.11n(HT20); data rate @ MCS0 is the worst case of IEEE 802.11n(HT40); data rate @ MCS0 is the worst case of IEEE 802.11ac(VHT20); data rate @ MCS0 is the worst case of IEEE 802.11ac(VHT40); data rate @ MCS0 is the worst case of IEEE 802.11ac(VHT80), final test modes are considering the modulation and worse data rates. Only the data of worst case is recorded in the report.
Final test	09	TX mode (U-NII-2A for module:NXP88W8997) _Keep the EUT in continuously transmitting mode with all modulation types. All data rates for each modulation type have been tested and found the data rate @ 6Mbps is the worst case of IEEE 802.11a; data rate @ MCS0 is the worst case of IEEE 802.11n(HT20); data rate @ MCS0 is the worst case of IEEE 802.11n(HT40); data rate @ MCS0 is the worst case of IEEE 802.11ac(VHT20); data rate @ MCS0 is the worst case of IEEE 802.11ac(VHT40); data rate @ MCS0 is the worst case of IEEE 802.11ac(VHT80), final test modes are considering the modulation and worse data rates. Only the data of worst case is recorded in the report.
Final test	10	TX mode (U-NII-2C for module:NXP88W8997) _Keep the EUT in continuously transmitting mode with all modulation types. All data rates for each modulation type have been tested and found the data rate @ 6Mbps is the worst case of IEEE 802.11a; data rate @ MCS0 is the worst case of IEEE 802.11n(HT20); data rate @ MCS0 is the worst case of IEEE 802.11n(HT40); data rate @ MCS0 is the worst case



Unless otherwise agreed in writing, this document is issued by the Company subject to its General Conditions of Service printed overleaf, available on request or accessible at <https://www.sgs.com/en/Terms-and-Conditions>. Attention is drawn to the limitation of liability, indemnification and jurisdiction issues defined therein. Any holder of this document is advised that information contained hereon reflects the Company's findings at the time of its intervention only and within the limits of Client's instructions, if any. The Company's sole responsibility is to its Client and this document does not exonerate parties to a transaction from exercising all their rights and obligations under the transaction documents. This document cannot be reproduced except in full, without prior written approval of the Company. Any unauthorized alteration, forgery or falsification of the content or appearance of this document is unlawful and offenders may be prosecuted to the fullest extent of the law. Unless otherwise stated the results shown in this test report refer only to the sample(s) tested and such sample(s) are retained for 30 days only.

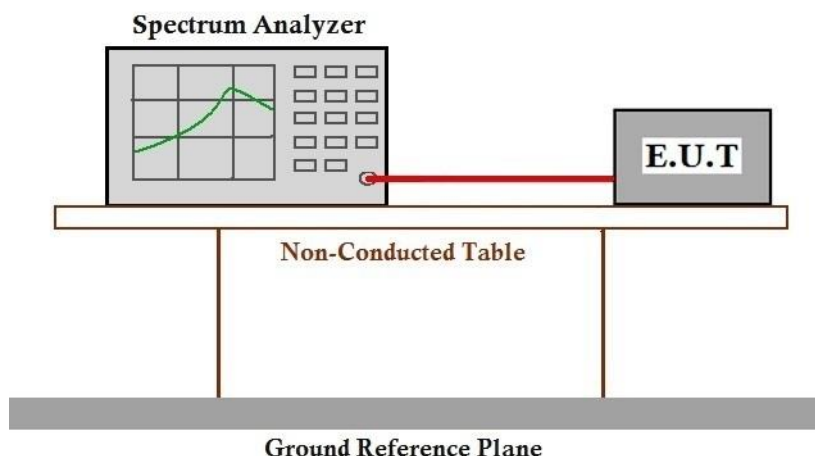
Attention: To check the authenticity of testing /inspection report & certificate, please contact us at telephone: (86-755) 8307 1443, or email: CN.Doccheck@sgs.com

SGS-CSTC Standards Technical Services Co., Ltd.
Shenzhen Branch Testing and Calibration Laboratory

No.1 Workshop, M-10, Middle Section, Science & Technology Park, Nanshan District, Shenzhen, Guangdong, China 518057 t (86-755) 26012053 f (86-755) 26710594 www.sgsgroup.com.cn
中国·广东·深圳市南山区科技园中区M-10栋1号厂房 邮编: 518057 t (86-755) 26012053 f (86-755) 26710594 sgs.china@sgs.com

		of IEEE 802.11ac(VHT20); data rate @ MCS0 is the worst case of IEEE 802.11ac(VHT40); data rate @ MCS0 is the worst case of IEEE 802.11ac(VHT80), final test modes are considering the modulation and worse data rates. Only the data of worst case is recorded in the report.
Final test	11	TX mode (U-NII-3 for module:NXP88W8997) _Keep the EUT in continuously transmitting mode with all modulation types. All data rates for each modulation type have been tested and found the data rate @ 6Mbps is the worst case of IEEE 802.11a; data rate @ MCS0 is the worst case of IEEE 802.11n(HT20); data rate @ MCS0 is the worst case of IEEE 802.11n(HT40); data rate @ MCS0 is the worst case of IEEE 802.11ac(VHT20); data rate @ MCS0 is the worst case of IEEE 802.11ac(VHT40); data rate @ MCS0 is the worst case of IEEE 802.11ac(VHT80), final test modes are considering the modulation and worse data rates. Only the data of worst case is recorded in the report.
Final test	12	TX mode (U-NII-1 for module:SKIWB800DS2.1) _Keep the EUT in continuously transmitting mode with all modulation types and being charged. All data rates for each modulation type have been tested and found the data rate @ 6Mbps is the worst case of IEEE 802.11a; data rate @ MCS0 is the worst case of IEEE 802.11n(HT20); data rate @ MCS0 is the worst case of IEEE 802.11n(HT40); data rate @ MCS0 is the worst case of IEEE 802.11ac(VHT20); data rate @ MCS0 is the worst case of IEEE 802.11ac(VHT40); data rate @ MCS0 is the worst case of IEEE 802.11ax(HEW20); data rate @ MCS0 is the worst case of IEEE 802.11ax(HEW40); final test modes are considering the modulation and worse data rates. Only the data of worst case is recorded in the report.

7.6.3 Test Setup Diagram



7.6.4 Measurement Procedure and Data

Please Refer to Appendix for Details

7.7 Radiated Emissions (Below 1GHz)

Test Requirement 47 CFR Part 15, Subpart C 15.209 & Subpart E 15.407(b)

Test Method: KDB 789033 D02 II G

Measurement Distance: 10m

Limit:

Frequency(MHz)	Field strength(microvolts/meter)	Measurement distance(meters)
0.009-0.490	2400/F(kHz)	300
0.490-1.705	24000/F(kHz)	30
1.705-30.0	30	30
30-88	100	3
88-216	150	3
216-960	200	3
960-1000	500	3

7.7.1 E.U.T. Operation

Operating Environment:

Temperature: 25.2 °C

Humidity: 52.4 % RH

Atmospheric Pressure: 1000 mbar

7.7.2 Test Mode Description

Pre-scan / Final test	Mode Code	Description
Final test	08	TX mode (U-NII-1 for module:NXP88W8997)_Keep the EUT in continuously transmitting mode with all modulation types. All data rates for each modulation type have been tested and found the data rate @ 6Mbps is the worst case of IEEE 802.11a; data rate @ MCS0 is the worst case of IEEE 802.11n(HT20); data rate @ MCS0 is the worst case of IEEE 802.11n(HT40); data rate @ MCS0 is the worst case of IEEE 802.11ac(VHT20); data rate @ MCS0 is the worst case of IEEE 802.11ac(VHT40); data rate @ MCS0 is the worst case of IEEE 802.11ac(VHT80), final test modes are considering the modulation and worse data rates. Only the data of worst case is recorded in the report.
Pre-scan	09	TX mode (U-NII-2A for module:NXP88W8997) _Keep the EUT in continuously transmitting mode with all modulation types. All data rates for each modulation type have been tested and found the data rate @ 6Mbps is the worst case of IEEE 802.11a; data rate @ MCS0 is the worst case of IEEE 802.11n(HT20); data rate @ MCS0 is the worst case of IEEE 802.11n(HT40); data rate @ MCS0 is the worst case of IEEE 802.11ac(VHT20); data rate @ MCS0 is the worst case of IEEE 802.11ac(VHT40); data rate @ MCS0 is the worst case of IEEE 802.11ac(VHT80), final test modes are considering the modulation and worse data rates. Only the data of worst case is recorded in the report.
Pre-scan	10	TX mode (U-NII-2C for module:NXP88W8997) _Keep the EUT in continuously transmitting mode with all modulation types. All data rates for each modulation type



Unless otherwise agreed in writing, this document is issued by the Company subject to its General Conditions of Service printed overleaf, available on request or accessible at <https://www.sgs.com/en/Terms-and-Conditions>. Attention is drawn to the limitation of liability, indemnification and jurisdiction issues defined therein. Any holder of this document is advised that information contained hereon reflects the Company's findings at the time of its intervention only and within the limits of Client's instructions, if any. The Company's sole responsibility is to its Client and this document does not exonerate parties to a transaction from exercising all their rights and obligations under the transaction documents. This document cannot be reproduced except in full, without prior written approval of the Company. Any unauthorized alteration, forgery or falsification of the content or appearance of this document is unlawful and offenders may be prosecuted to the fullest extent of the law. Unless otherwise stated the results shown in this test report refer only to the sample(s) tested and such sample(s) are retained for 30 days only.

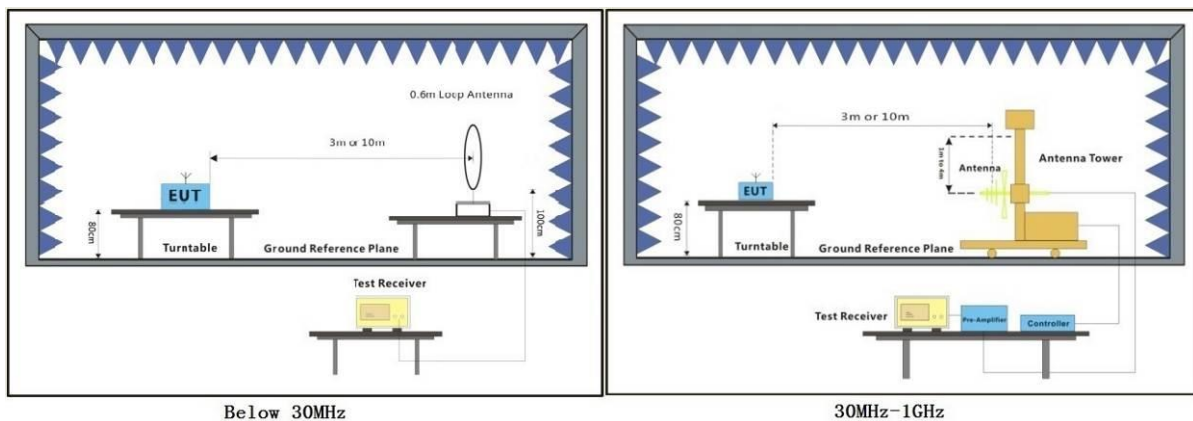
Attention: To check the authenticity of testing /inspection report & certificate, please contact us at telephone: (86-755) 8307 1443, or email: CN.Doccheck@sgs.com

SGS-CSTC Standards Technical Services Co., Ltd.
Shenzhen Branch (Testing & Calibration Laboratory)

No.1 Workshop, M-10, Middle Section, Science & Technology Park, Nanshan District, Shenzhen, Guangdong, China 518057 t (86-755) 26012053 f (86-755) 26710594 www.sgs.com.cn
中国·广东·深圳市南山区科技园中区M-10栋1号厂房 邮编: 518057 t (86-755) 26012053 f (86-755) 26710594 sgs.china@sgs.com

		have been tested and found the data rate @ 6Mbps is the worst case of IEEE 802.11a; data rate @ MCS0 is the worst case of IEEE 802.11n(HT20); data rate @ MCS0 is the worst case of IEEE 802.11n(HT40); data rate @ MCS0 is the worst case of IEEE 802.11ac(VHT20); data rate @ MCS0 is the worst case of IEEE 802.11ac(VHT40); data rate @ MCS0 is the worst case of IEEE 802.11ac(VHT80), final test modes are considering the modulation and worse data rates. Only the data of worst case is recorded in the report.
Pre-scan	11	TX mode (U-NII-3 for module:NXP88W8997) _Keep the EUT in continuously transmitting mode with all modulation types. All data rates for each modulation type have been tested and found the data rate @ 6Mbps is the worst case of IEEE 802.11a; data rate @ MCS0 is the worst case of IEEE 802.11n(HT20); data rate @ MCS0 is the worst case of IEEE 802.11n(HT40); data rate @ MCS0 is the worst case of IEEE 802.11ac(VHT20); data rate @ MCS0 is the worst case of IEEE 802.11ac(VHT40); data rate @ MCS0 is the worst case of IEEE 802.11ac(VHT80), final test modes are considering the modulation and worse data rates. Only the data of worst case is recorded in the report.
Pre-scan	12	TX mode (U-NII-1 for module:SKIWB800DS2.1) _Keep the EUT in continuously transmitting mode with all modulation types and being charged. All data rates for each modulation type have been tested and found the data rate @ 6Mbps is the worst case of IEEE 802.11a; data rate @ MCS0 is the worst case of IEEE 802.11n(HT20); data rate @ MCS0 is the worst case of IEEE 802.11n(HT40); data rate @ MCS0 is the worst case of IEEE 802.11ac(VHT20); data rate @ MCS0 is the worst case of IEEE 802.11ac(VHT40); data rate @ MCS0 is the worst case of IEEE 802.11ax(HEW20); data rate @ MCS0 is the worst case of IEEE 802.11ax(HEW40); final test modes are considering the modulation and worse data rates. Only the data of worst case is recorded in the report.

7.7.3 Test Setup Diagram



7.7.4 Measurement Procedure and Data

- a. For below 1GHz, the EUT was placed on the top of a rotating table 0.8 meters above the ground at a 3 meter semi-anechoic chamber. The table was rotated 360 degrees to determine the position of the highest radiation.
- b. The EUT was set 3 or 10 meters away from the interference-receiving antenna, which was mounted on the top of a variable-height antenna tower.
- c. The antenna height is varied from one meter to four meters above the ground to determine the maximum value of the field strength. Both horizontal and vertical polarizations of the antenna are set to make the measurement.
- d. For each suspected emission, the EUT was arranged to its worst case and then the antenna was tuned to heights from 1 meter to 4 meters (for the test frequency of below 30MHz, the antenna was tuned to heights 1 meter) and the rotatable table was turned from 0 degrees to 360 degrees to find the maximum reading.
- e. The test-receiver system was set to Peak Detect Function and Specified Bandwidth with Maximum Hold Mode.
- f. If the emission level of the EUT in peak mode was 10dB lower than the limit specified, then testing could be stopped and the peak values of the EUT would be reported. Otherwise the emissions that did not have 10dB margin would be re-tested one by one using quasi-peak method as specified and then reported in a data sheet.
- g. Test the EUT in the lowest channel, the middle channel, the Highest channel.
- h. The radiation measurements are performed in X, Y, Z axis positioning for Transmitting mode, and found the X axis positioning which it is the worst case.
- i. Repeat above procedures until all frequencies measured was complete.

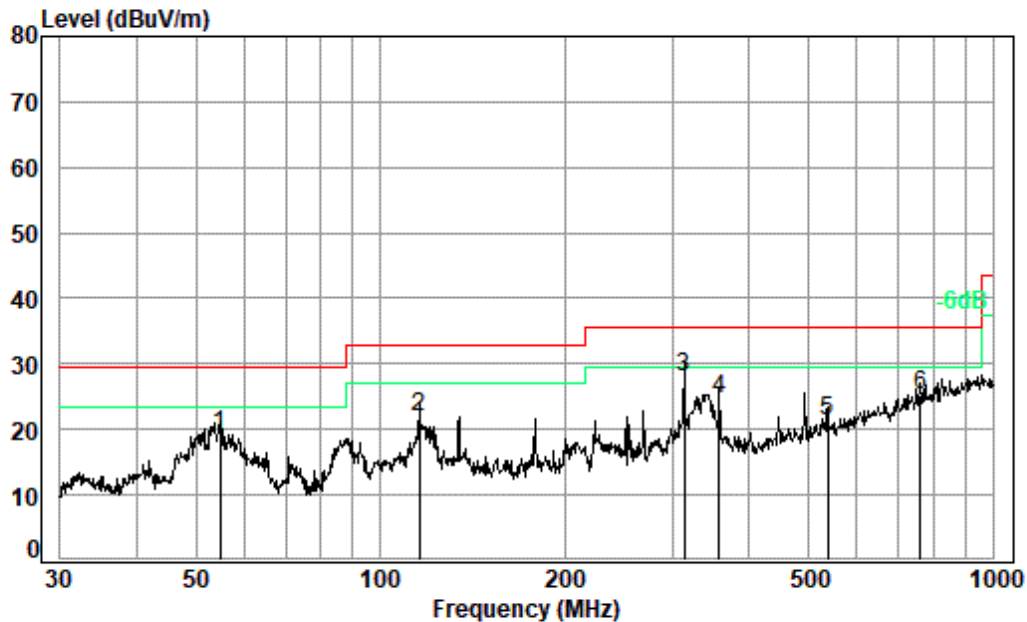
Remark:

1. Level= Read Level+ Cable Loss+ Antenna Factor- Preamp Factor
2. For emission below 1GHz, through the pre-scan found the worst case is the lowest channel of 802.11a. Only the worst case is recorded in the report.
3. Scan from 9kHz to 30MHz, the disturbance below 30MHz was very low. The points marked on above plots are the highest emissions could be found when testing, so only above points had been displayed. The amplitude of spurious emissions from the radiator which are attenuated more than 20dB below the limit need not be reported.
4. The disturbance below 1GHz was very low and the harmonics were the highest point could be found when testing, so only the above harmonics had been displayed.



For HN-IFDX86:

Test Mode: 08; Polarity: Horizontal



Condition: 10m HORIZONTAL

Job No. :

Test Mode:

	Freq	Read Level	Ant Factor	Cable Loss	Preamplifier Factor	Level	Limit Line	Over Limit	Remark
	MHz	dBuV	dB/m	dB	dB	dBuV/m	dBuV/m	dB	
1	54.835	33.76	17.29	0.63	32.49	19.19	29.50	-10.31	QP
2	115.726	38.90	14.54	0.89	32.40	21.93	33.00	-11.07	QP
3 pp	313.276	40.80	18.01	1.46	32.30	27.97	35.60	-7.63	QP
4	357.929	36.39	18.95	1.53	32.30	24.57	35.60	-11.03	QP
5	537.589	29.12	22.64	1.92	32.34	21.34	35.60	-14.26	QP
6	760.704	29.20	25.83	2.28	32.12	25.19	35.60	-10.41	QP



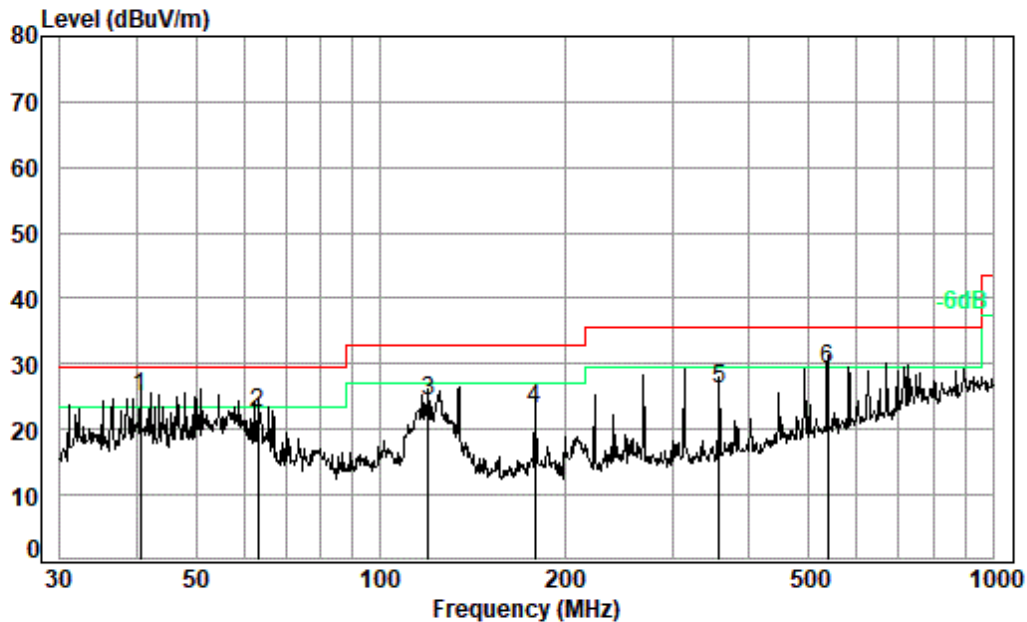
Unless otherwise agreed in writing, this document is issued by the Company subject to its General Conditions of Service printed overleaf, available on request or accessible at <https://www.sgs.com/en/Terms-and-Conditions>. Attention is drawn to the limitation of liability, indemnification and jurisdiction issues defined therein. Any holder of this document is advised that information contained hereon reflects the Company's findings at the time of its intervention only and within the limits of Client's instructions, if any. The Company's sole responsibility is to its Client and this document does not exonerate parties to a transaction from exercising all their rights and obligations under the transaction documents. This document cannot be reproduced except in full, without prior written approval of the Company. Any unauthorized alteration, forgery or falsification of the content or appearance of this document is unlawful and offenders may be prosecuted to the fullest extent of the law. Unless otherwise stated the results shown in this test report refer only to the sample(s) tested and such sample(s) are retained for 30 days only.

Attention: To check the authenticity of testing /inspection report & certificate, please contact us at telephone: (86-755) 8307 1443, or email: CN.Doccheck@sgs.com

SGS-CSTC Standards Technical Services Co., Ltd.
Shenzhen Branch Inspection & Testing Laboratory

No.1 Workshop, M-10, Middle Section, Science & Technology Park, Nanshan District, Shenzhen, Guangdong, China 518057 t (86-755) 26012053 f (86-755) 26710594 www.sgs.com.cn
中国·广东·深圳市南山区科技园中区M-10栋1号厂房 邮编: 518057 t (86-755) 26012053 f (86-755) 26710594 sgs.china@sgs.com

Test Mode: 08; Polarity: Vertical



Condition: 10m VERTICAL

Job No. :

Test Mode:

		Read	Ant	Cable	Preamp		Limit	Over	
	Freq	Level	Factor	Loss	Factor	Level	Line	Limit	Remark
	MHz	dBuV	dB/m	dB	dB	dBuV/m	dBuV/m	dB	
1	pp	40.559	39.67	17.13	0.60	32.50	24.90	29.50	-4.60 QP
2		63.092	37.84	16.55	0.68	32.47	22.60	29.50	-6.90 QP
3		119.856	40.86	14.84	0.90	32.40	24.20	33.00	-8.80 QP
4		178.758	38.43	15.95	1.11	32.40	23.09	33.00	-9.91 QP
5		357.929	37.94	18.95	1.53	32.30	26.12	35.60	-9.48 QP
6		537.589	37.02	22.64	1.92	32.34	29.24	35.60	-6.36 QP



SGS-CSTC Standards Technical Services Co., Ltd. Shenzhen Branch

SZEMC-TRF-01 Rev. A/0 Aug01,2022

Report No.: SZCR230600198905

Page: 41 of 495

The test was performed at a 10m test site. According to below formulate and the test data at 10m test distance,

$$L_3 / L_{10} = D_{10} / D_3$$

Note:

L₃: Level @ 3m distance. Unit: uV/m;

L₁₀: Level @ 10m distance. Unit: uV/m;

D₃: 3m distance. Unit: m

D₁₀: 10m distance. Unit: m

The level at 3m test distance is below:

Frequency (MHz)	Level @ 10m (dBuV/m)	Level @ 10m (uV/m)	Level @ 3m (uV/m)	Level @ 3m (dBuV/m)	Limit @ 3m (dBuV/m)	Margin (dB)	Ant. Polarization
54.835	19.19	9.11	30.37	29.65	40.00	-10.35	H
115.726	21.93	12.49	41.63	32.39	43.52	-11.13	H
313.276	27.97	25.03	83.44	38.43	46.02	-7.59	H
357.929	24.57	16.92	56.41	35.03	46.02	-10.99	H
537.589	21.34	11.67	38.89	31.80	46.02	-14.22	H
760.704	25.19	18.18	60.59	35.65	46.02	-10.37	H
40.559	24.9	17.58	58.60	35.36	40.00	-4.64	V
63.092	22.6	13.49	44.97	33.06	40.00	-6.94	V
119.856	24.2	16.22	54.06	34.66	43.52	-8.86	V
178.758	23.09	14.27	47.57	33.55	43.52	-9.97	V
357.929	26.12	20.23	67.43	36.58	46.02	-9.44	V
537.589	29.24	28.97	96.58	39.70	46.02	-6.32	V



SGS-CSTC Standards Technical Services Co., Ltd.
Shenzhen Branch (SZEMC) Laboratory

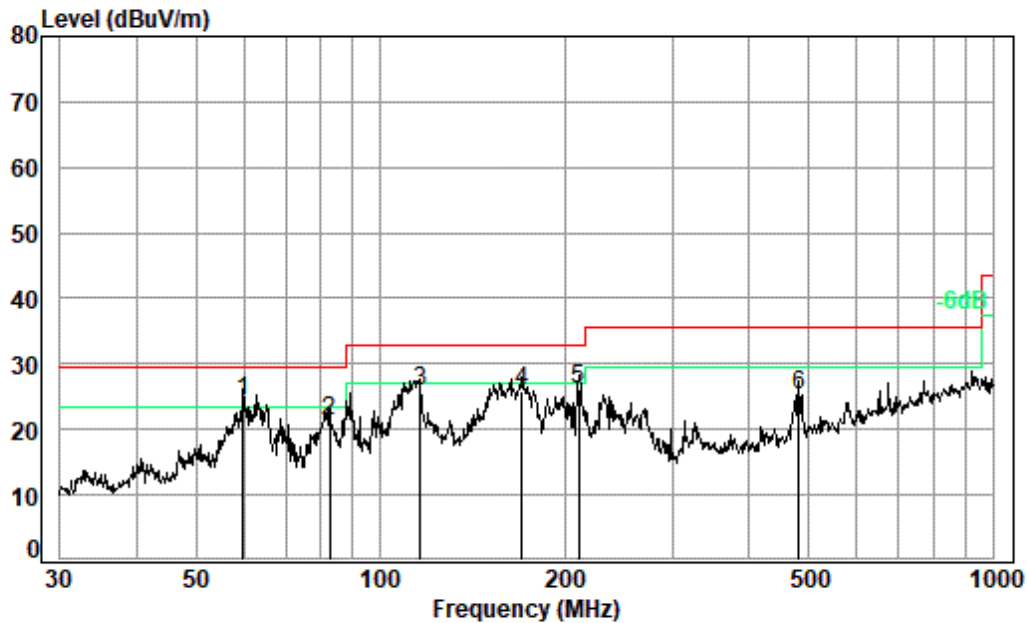
Unless otherwise agreed in writing, this document is issued by the Company subject to its General Conditions of Service printed overleaf, available on request or accessible at <https://www.sgs.com/en/Terms-and-Conditions>. Attention is drawn to the limitation of liability, indemnification and jurisdiction issues defined therein. Any holder of this document is advised that information contained hereon reflects the Company's findings at the time of its intervention only and within the limits of Client's instructions, if any. The Company's sole responsibility is to its Client and this document does not exonerate parties to a transaction from exercising all their rights and obligations under the transaction documents. This document cannot be reproduced except in full, without prior written approval of the Company. Any unauthorized alteration, forgery or falsification of the content or appearance of this document is unlawful and offenders may be prosecuted to the fullest extent of the law. Unless otherwise stated the results shown in this test report refer only to the sample(s) tested and such sample(s) are retained for 30 days only.

Attention: To check the authenticity of testing / inspection report & certificate, please contact us at telephone: (86-755) 8307 1443, or email: CN.Doccheck@sgs.com

No.1 Workshop, M-10, Middle Section, Science & Technology Park, Nanshan District, Shenzhen, Guangdong, China 518057 t (86-755) 26012053 f (86-755) 26710594 www.sgs.com.cn
中国·广东·深圳市南山区科技园中区M-10栋1号厂房 邮编: 518057 t (86-755) 26012053 f (86-755) 26710594 sgs.china@sgs.com

For HN-IFDX65:

Test Mode: 08; Polarity: Horizontal



Condition: 10m HORIZONTAL

Job No. :

Test Mode:

		Read	Ant	Cable	Preamp		Limit	Over	
	Freq	Level	Factor	Loss	Factor	Level	Line	Limit	Remark
	MHz	dBuV	dB/m	dB	dB	dBuV/m	dBuV/m	dB	
1	pp	59.649	38.91	17.13	0.66	32.48	24.22	29.50	-5.28 QP
2		82.648	39.82	12.93	0.84	32.43	21.16	29.50	-8.34 QP
3		116.132	42.71	14.56	0.89	32.40	25.76	33.00	-7.24 QP
4		170.195	40.64	16.64	1.08	32.40	25.96	33.00	-7.04 QP
5		210.786	42.67	14.81	1.22	32.39	26.31	33.00	-6.69 QP
6		482.216	34.23	21.52	1.81	32.30	25.26	35.60	-10.34 QP



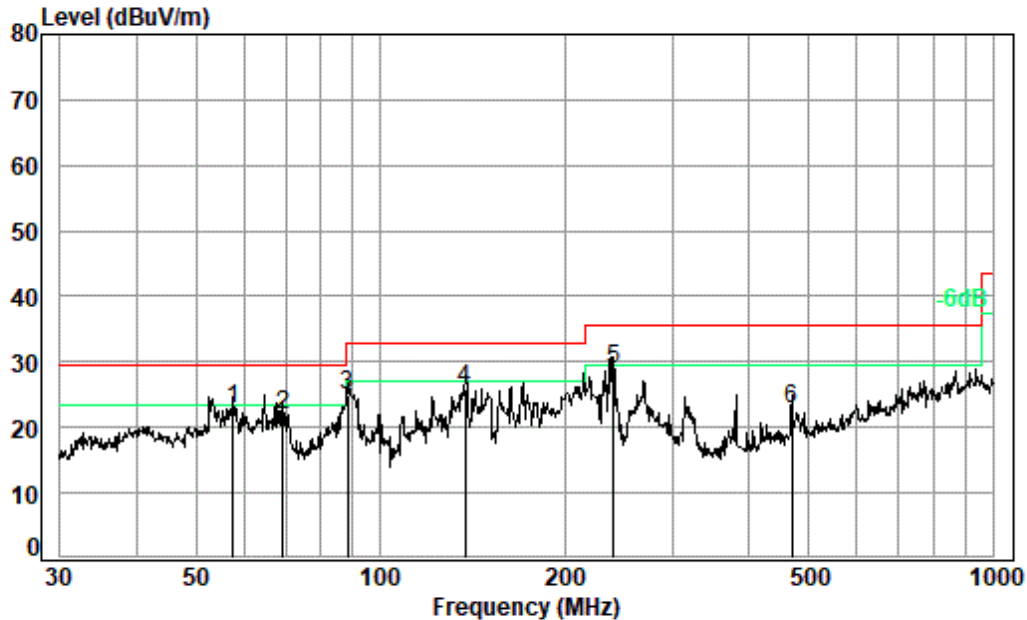
Unless otherwise agreed in writing, this document is issued by the Company subject to its General Conditions of Service printed overleaf, available on request or accessible at <https://www.sgs.com/en/Terms-and-Conditions>. Attention is drawn to the limitation of liability, indemnification and jurisdiction issues defined therein. Any holder of this document is advised that information contained hereon reflects the Company's findings at the time of its intervention only and within the limits of Client's instructions, if any. The Company's sole responsibility is to its Client and this document does not exonerate parties to a transaction from exercising all their rights and obligations under the transaction documents. This document cannot be reproduced except in full, without prior written approval of the Company. Any unauthorized alteration, forgery or falsification of the content or appearance of this document is unlawful and offenders may be prosecuted to the fullest extent of the law. Unless otherwise stated the results shown in this test report refer only to the sample(s) tested and such sample(s) are retained for 30 days only.

Attention: To check the authenticity of testing /inspection report & certificate, please contact us at telephone: (86-755) 8307 1443, or email: CN.Doccheck@sgs.com

SGS-CSTC Standards Technical Services Co., Ltd.
Shenzhen Branch Inspection & Testing Laboratory

No.1 Workshop, M-10, Middle Section, Science & Technology Park, Nanshan District, Shenzhen, Guangdong, China 518057 t (86-755) 26012053 f (86-755) 26710594 www.sgs.com.cn
中国·广东·深圳市南山区科技园中区M-10栋1号厂房 邮编: 518057 t (86-755) 26012053 f (86-755) 26710594 sgs.china@sgs.com

Test Mode: 08; Polarity: Vertical



Condition: 10m VERTICAL

Job No. :

Test Mode:

	Freq	Read Level	Ant Factor	Cable Loss	Preamplifier Factor	Level	Limit Line	Over Limit	Remark
	MHz	dBuV	dB/m	dB	dB	dBuV/m	dBuV/m	dB	
1	57.594	37.23	17.27	0.65	32.48	22.67	29.50	-6.83	QP
2	69.357	38.23	15.26	0.73	32.46	21.76	29.50	-7.74	QP
3	88.342	43.72	12.72	0.83	32.42	24.85	33.00	-8.15	QP
4	137.420	40.56	16.80	0.96	32.40	25.92	33.00	-7.08	QP
5 pp	239.987	43.98	15.95	1.29	32.36	28.86	35.60	-6.74	QP
6	470.523	32.05	21.27	1.78	32.30	22.80	35.60	-12.80	QP



SGS-CSTC Standards Technical Services Co., Ltd. Shenzhen Branch

SZEMC-TRF-01 Rev. A/0 Aug01,2022

Report No.: SZCR230600198905

Page: 44 of 495

The test was performed at a 10m test site. According to below formulate and the test data at 10m test distance,

$$L_3 / L_{10} = D_{10} / D_3$$

Note:

L₃: Level @ 3m distance. Unit: uV/m;

L₁₀: Level @ 10m distance. Unit: uV/m;

D₃: 3m distance. Unit: m

D₁₀: 10m distance. Unit: m

The level at 3m test distance is below:

Frequency (MHz)	Level @ 10m (dBuV/m)	Level @ 10m (uV/m)	Level @ 3m (uV/m)	Level @ 3m (dBuV/m)	Limit @ 3m (dBuV/m)	Margin (dB)	Ant. Polarization
59.649	24.22	16.26	54.18	34.68	40.00	-5.32	H
82.648	21.16	11.43	38.10	31.62	40.00	-8.38	H
116.132	25.76	19.41	64.70	36.22	43.52	-7.30	H
170.195	25.96	19.86	66.20	36.42	43.52	-7.10	H
210.786	26.31	20.68	68.93	36.77	43.52	-6.75	H
482.216	25.26	18.32	61.08	35.72	46.02	-10.30	H
57.594	22.67	13.60	45.33	33.13	40.00	-6.87	V
69.657	21.76	12.25	40.82	32.22	40.00	-7.78	V
88.342	24.85	17.48	58.26	35.31	43.52	-8.21	V
137.42	25.92	19.77	65.90	36.38	43.52	-7.14	V
239.987	28.86	27.73	92.44	39.32	46.02	-6.70	V
470.523	22.8	13.80	46.01	33.26	46.02	-12.76	V



SGS-CSTC Standards Technical Services Co., Ltd.
Shenzhen Branch (SZEMC) EMC Laboratory

Unless otherwise agreed in writing, this document is issued by the Company subject to its General Conditions of Service printed overleaf, available on request or accessible at <https://www.sgs.com/en/Terms-and-Conditions>. Attention is drawn to the limitation of liability, indemnification and jurisdiction issues defined therein. Any holder of this document is advised that information contained hereon reflects the Company's findings at the time of its intervention only and within the limits of Client's instructions, if any. The Company's sole responsibility is to its Client and this document does not exonerate parties to a transaction from exercising all their rights and obligations under the transaction documents. This document cannot be reproduced except in full, without prior written approval of the Company. Any unauthorized alteration, forgery or falsification of the content or appearance of this document is unlawful and offenders may be prosecuted to the fullest extent of the law. Unless otherwise stated the results shown in this test report refer only to the sample(s) tested and such sample(s) are retained for 30 days only.

Attention: To check the authenticity of testing /inspection report & certificate, please contact us at telephone: (86-755) 8307 1443, or email: CN.Doccheck@sgs.com

No.1 Workshop, M-10, Middle Section, Science & Technology Park, Nanshan District, Shenzhen, Guangdong, China 518057 t (86-755) 26012053 f (86-755) 26710594 www.sgsgroup.com.cn
中国·广东·深圳市南山区科技园中区M-10栋1号厂房 邮编: 518057 t (86-755) 26012053 f (86-755) 26710594 sgs.china@sgs.com

7.8 Radiated Emissions (Above 1GHz)

Test Requirement 47 CFR Part 15, Subpart C 15.209 & Subpart E 15.407(b)

Test Method: KDB 789033 D02 II G

Measurement Distance: 3m

Limit:

Frequency(MHz)	Field strength(microvolts/meter)	Measurement distance(meters)
Above 1GHz	500	3
<p>*(1) For transmitters operating in the 5.15-5.25 GHz band: All emissions outside of the 5.15-5.35 GHz band shall not exceed an e.i.r.p. of -27 dBm/MHz.</p> <p>(2) For transmitters operating in the 5.25-5.35 GHz band: All emissions outside of the 5.15-5.35 GHz band shall not exceed an e.i.r.p. of -27 dBm/MHz.</p> <p>(3) For transmitters operating in the 5.47-5.725 GHz band: All emissions outside of the 5.47-5.725 GHz band shall not exceed an e.i.r.p. of -27 dBm/MHz.</p> <p>(4) For transmitters operating in the 5.725-5.85 GHz band:</p> <p>(i) All emissions shall be limited to a level of -27 dBm/MHz at 75 MHz or more above or below the band edge increasing linearly to 10 dBm/MHz at 25 MHz above or below the band edge, and from 25 MHz above or below the band edge increasing linearly to a level of 15.6 dBm/MHz at 5 MHz above or below the band edge, and from 5 MHz above or below the band edge increasing linearly to a level of 27 dBm/MHz at the band edge.</p> <p>Remark: The emission limits shown in the above table are based on measurements employing a CISPR quasi-peak detector except for the frequency bands 9-90kHz, 110-490kHz and above 1000 MHz. Radiated emission limits in these three bands are based on measurements employing an average detector, the peak field strength of any emission shall not exceed the maximum permitted average limits specified above by more than 20 dB under any condition of modulation.</p>		

7.8.1 E.U.T. Operation

Operating Environment:

Temperature: 23.2 °C

Humidity: 42.1 % RH

Atmospheric Pressure: 995 mbar



SGS-CSTC Standards Technical Services Co., Ltd. Shenzhen Branch

SZEMC-TRF-01 Rev. A/0 Aug01,2022

Report No.: SZCR230600198905

Page: 46 of 495

7.8.2 Test Mode Description

Pre-scan / Final test	Mode Code	Description
Final test	08	TX mode (U-NII-1 for module:NXP88W8997)_Keep the EUT in continuously transmitting mode with all modulation types. All data rates for each modulation type have been tested and found the data rate @ 6Mbps is the worst case of IEEE 802.11a; data rate @ MCS0 is the worst case of IEEE 802.11n(HT20); data rate @ MCS0 is the worst case of IEEE 802.11n(HT40); data rate @ MCS0 is the worst case of IEEE 802.11ac(VHT20); data rate @ MCS0 is the worst case of IEEE 802.11ac(VHT40); data rate @ MCS0 is the worst case of IEEE 802.11ac(VHT80), final test modes are considering the modulation and worse data rates. Only the data of worst case is recorded in the report.
Final test	09	TX mode (U-NII-2A for module:NXP88W8997) _Keep the EUT in continuously transmitting mode with all modulation types. All data rates for each modulation type have been tested and found the data rate @ 6Mbps is the worst case of IEEE 802.11a; data rate @ MCS0 is the worst case of IEEE 802.11n(HT20); data rate @ MCS0 is the worst case of IEEE 802.11n(HT40); data rate @ MCS0 is the worst case of IEEE 802.11ac(VHT20); data rate @ MCS0 is the worst case of IEEE 802.11ac(VHT40); data rate @ MCS0 is the worst case of IEEE 802.11ac(VHT80), final test modes are considering the modulation and worse data rates. Only the data of worst case is recorded in the report.
Final test	10	TX mode (U-NII-2C for module:NXP88W8997) _Keep the EUT in continuously transmitting mode with all modulation types. All data rates for each modulation type have been tested and found the data rate @ 6Mbps is the worst case of IEEE 802.11a; data rate @ MCS0 is the worst case of IEEE 802.11n(HT20); data rate @ MCS0 is the worst case of IEEE 802.11n(HT40); data rate @ MCS0 is the worst case of IEEE 802.11ac(VHT20); data rate @ MCS0 is the worst case of IEEE 802.11ac(VHT40); data rate @ MCS0 is the worst case of IEEE 802.11ac(VHT80), final test modes are considering the modulation and worse data rates. Only the data of worst case is recorded in the report.
Final test	11	TX mode (U-NII-3 for module:NXP88W8997) _Keep the EUT in continuously transmitting mode with all modulation types. All data rates for each modulation type have been tested and found the data rate @ 6Mbps is the worst case of IEEE 802.11a; data rate @ MCS0 is the worst case of IEEE 802.11n(HT20); data rate @ MCS0 is the worst case of IEEE 802.11n(HT40); data rate @ MCS0 is the worst case of IEEE 802.11ac(VHT20); data rate @ MCS0 is the worst case of IEEE 802.11ac(VHT40); data rate @ MCS0 is the worst case of IEEE 802.11ac(VHT80), final test modes are considering the modulation and worse data rates. Only the data of worst case is recorded in the report.
Final test	12	TX mode (U-NII-1 for module:SKIWB800DS2.1) _Keep the EUT in continuously transmitting mode with all modulation types and being charged. All data rates for each modulation type have been tested and found the data rate @ 6Mbps is the worst case of IEEE 802.11a; data rate @ MCS0 is the worst case of IEEE 802.11n(HT20); data rate @ MCS0 is the worst case of IEEE 802.11n(HT40); data rate @ MCS0 is the worst case of IEEE 802.11ac(VHT20); data rate @ MCS0 is the worst case of IEEE 802.11ac(VHT40); data rate @ MCS0 is the worst case of IEEE 802.11ax(HEW20); data rate @ MCS0 is the worst case of IEEE 802.11ax(HEW40); final test modes are considering the modulation and worse data rates. Only the data



Unless otherwise agreed in writing, this document is issued by the Company subject to its General Conditions of Service printed overleaf, available on request or accessible at <https://www.sgs.com/en/Terms-and-Conditions>. Attention is drawn to the limitation of liability, indemnification and jurisdiction issues defined therein. Any holder of this document is advised that information contained hereon reflects the Company's findings at the time of its intervention only and within the limits of Client's instructions, if any. The Company's sole responsibility is to its Client and this document does not exonerate parties to a transaction from exercising all their rights and obligations under the transaction documents. This document cannot be reproduced except in full, without prior written approval of the Company. Any unauthorized alteration, forgery or falsification of the content or appearance of this document is unlawful and offenders may be prosecuted to the fullest extent of the law. Unless otherwise stated the results shown in this test report refer only to the sample(s) tested and such sample(s) are retained for 30 days only.

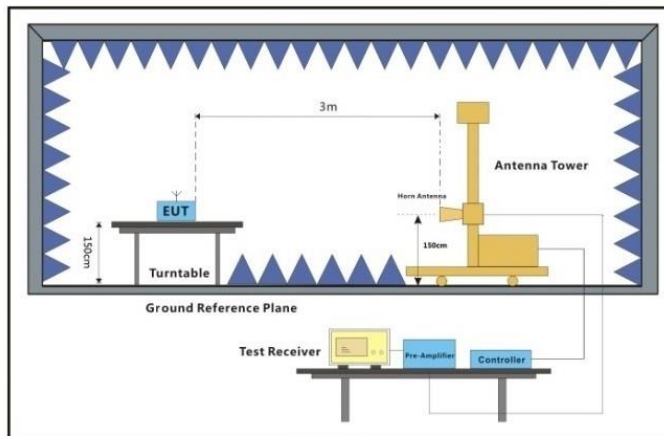
Attention: To check the authenticity of testing /inspection report & certificate, please contact us at telephone: (86-755) 8307 1443, or email: CN.Doccheck@sgs.com

SGS-CSTC Standards Technical Services Co., Ltd.
Shenzhen Branch (SZEMC) Laboratory

No.1 Workshop, M-10, Middle Section, Science & Technology Park, Nanshan District, Shenzhen, Guangdong, China 518057 t (86-755) 26012053 f (86-755) 26710594 www.sgsgroup.com.cn
中国·广东·深圳市南山区科技园中区M-10栋1号厂房 邮编: 518057 t (86-755) 26012053 f (86-755) 26710594 sgs.china@sgs.com

of worst case is recorded in the report.

7.8.3 Test Setup Diagram



Above 1GHz



7.8.4 Measurement Procedure and Data

- a. For above 1GHz, the EUT was placed on the top of a rotating table 1.5 meters above the ground at a 3 meter fully-anechoic chamber. The table was rotated 360 degrees to determine the position of the highest radiation.
- b. The EUT was set 3 meters away from the interference-receiving antenna, which was mounted on the top of a variable-height antenna tower.
- c. The antenna height is varied from one meter to four meters above the ground to determine the maximum value of the field strength. Both horizontal and vertical polarizations of the antenna are set to make the measurement.
- d. For each suspected emission, the EUT was arranged to its worst case and then the antenna was tuned to heights from 1 meter to 4 meters (for the test frequency of below 30MHz, the antenna was tuned to heights 1 meter) and the rotatable table was turned from 0 degrees to 360 degrees to find the maximum reading.
- e. The test-receiver system was set to Peak Detect Function and Specified Bandwidth with Maximum Hold Mode.
- f. If the emission level of the EUT in peak mode was 10dB lower than the limit specified, then testing could be stopped and the peak values of the EUT would be reported. Otherwise the emissions that did not have 10dB margin would be re-tested one by one using peak or average method as specified and then reported in a data sheet.
- g. Test the EUT in the lowest channel, the middle channel, the Highest channel.
- h. The radiation measurements are performed in X, Y, Z axis positioning for Transmitting mode, and found the X axis positioning which it is the worst case.
- i. Repeat above procedures until all frequencies measured was complete.

Remark:

1. Level= Read Level+ Cable Loss+ Antenna Factor- Preamp Factor
2. Scan from 18GHz to 40GHz, the disturbance above 18GHz was very low. The points marked on above plots are the highest emissions could be found when testing, so only above points had been displayed. The amplitude of spurious emissions from the radiator which are attenuated more than 20dB below the limit need not be reported.
3. As shown in this section, for frequencies above 1GHz, the field strength limits are based on average limits. However, the peak field strength of any emission shall not exceed the maximum permitted average limits specified above by more than 20 dB under any condition of modulation. For the emissions whose peak level is lower than the average limit, only the peak measurement is shown in the report.
4. The disturbance above 18GHz were very low and the harmonics were the highest point could be found when testing, so only the above harmonics had been displayed.
5. For devices with multiple operating modes, measurements on the middle channel is used to determine the worst-case mode(s). Only the worst case mode with the highest output power and the mode with the highest output power spectral density for each modulation family (e.g., OFDM and direct sequence spread spectrum) is recorded in the test report.



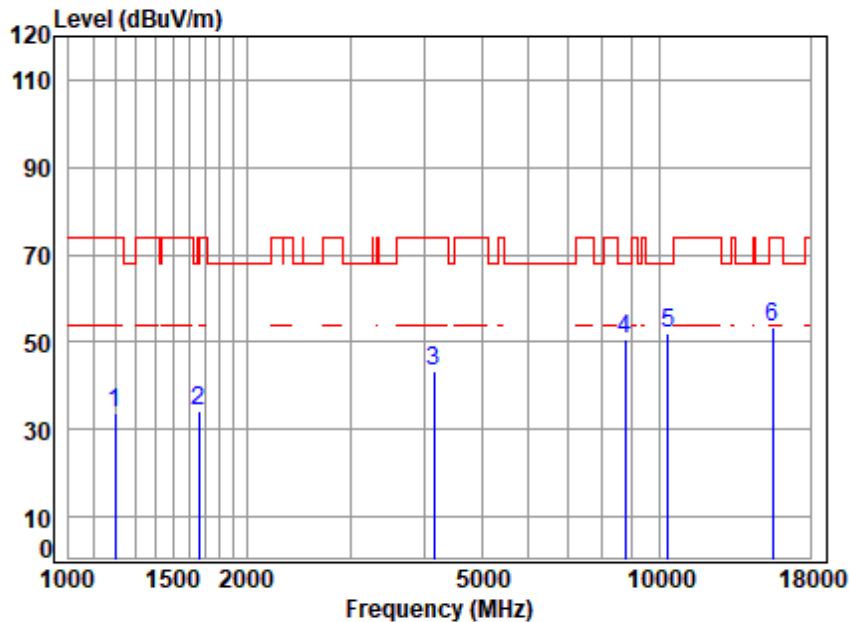
SGS-CSTC Standards Technical Services Co., Ltd. Shenzhen Branch

SZEMC-TRF-01 Rev. A/0 Aug01,2022

Report No.: SZCR230600198905

Page: 49 of 495

Test Mode: 12; Polarity: Horizontal; Modulation:802.11ax(Full RU0); Bandwidth:20MHz; Channel:Low



Site : chamber
Condition: 3m HORIZONTAL
Job No : 01989AT/01990AT
Mode : 5180 TX RSE
Note : 5G WIFI 11AX20

		Cable	Ant	Preamp	Read		Limit	Over	
	Freq	Loss	Factor	Factor	Level	Level	Line	Limit	Remark
	MHz	dB	dB/m	dB	dBuV	dBuV/m	dBuV/m	dB	
1	1199.726	3.58	24.40	37.71	43.53	33.80	74.00	-40.20	peak
2	1658.337	4.28	26.72	36.50	39.94	34.44	68.20	-33.76	peak
3	4157.664	6.89	33.15	34.44	37.96	43.56	74.00	-30.44	peak
4	8738.852	11.47	36.70	35.65	38.20	50.72	68.20	-17.48	peak
5	10360.000	12.73	37.46	35.74	37.40	51.85	68.20	-16.35	peak
6	15540.000	14.23	40.94	37.47	35.52	53.22	74.00	-20.78	peak



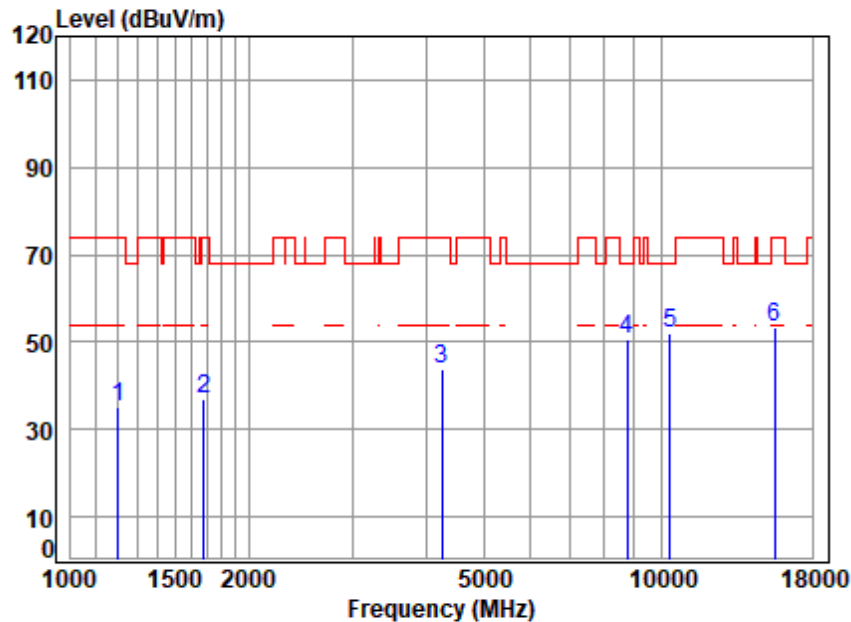
SGS-CSTC Standards Technical Services Co., Ltd.
Shenzhen Branch Inspection & Testing Laboratory

Unless otherwise agreed in writing, this document is issued by the Company subject to its General Conditions of Service printed overleaf, available on request or accessible at <https://www.sgs.com/en/Terms-and-Conditions>. Attention is drawn to the limitation of liability, indemnification and jurisdiction issues defined therein. Any holder of this document is advised that information contained hereon reflects the Company's findings at the time of its intervention only and within the limits of Client's instructions, if any. The Company's sole responsibility is to its Client and this document does not exonerate parties to a transaction from exercising all their rights and obligations under the transaction documents. This document cannot be reproduced except in full, without prior written approval of the Company. Any unauthorized alteration, forgery or falsification of the content or appearance of this document is unlawful and offenders may be prosecuted to the fullest extent of the law. Unless otherwise stated the results shown in this test report refer only to the sample(s) tested and such sample(s) are retained for 30 days only.

Attention: To check the authenticity of testing /inspection report & certificate, please contact us at telephone: (86-755) 8307 1443, or email: CN.Doccheck@sgs.com

No.1 Workshop, M-10, Middle Section, Science & Technology Park, Nanshan District, Shenzhen, Guangdong, China 518057 t (86-755) 26012053 f (86-755) 26710594 www.sgs.com.cn
中国·广东·深圳市南山区科技园中区M-10栋1号厂房 邮编: 518057 t (86-755) 26012053 f (86-755) 26710594 sgs.china@sgs.com

Test Mode: 12; Polarity: Vertical; Modulation:802.11ax(Full RU0); Bandwidth:20MHz; Channel:Low



Site : chamber
Condition: 3m VERTICAL
Job No : 01989AT/01990AT
Mode : 5180 TX RSE
Note : 5G WIFI 11AX20

	Freq	Cable Loss	Ant Factor	Preamp Factor	Read Level	Level	Limit Line	Over Limit	Remark
	MHz	dB	dB/m	dB	dBuV	dBuV/m	dBuV/m	dB	
1	1203.199	3.59	24.41	37.70	45.05	35.35	74.00	-38.65	peak
2	1682.477	4.31	26.77	36.44	42.48	37.12	74.00	-36.88	peak
3	4242.641	6.95	33.57	34.50	37.90	43.92	74.00	-30.08	peak
4	8738.852	11.47	36.70	35.65	38.31	50.83	68.20	-17.37	peak
5	10360.000	12.73	37.46	35.74	37.71	52.16	68.20	-16.04	peak
6	15540.000	14.23	40.94	37.47	35.75	53.45	74.00	-20.55	peak



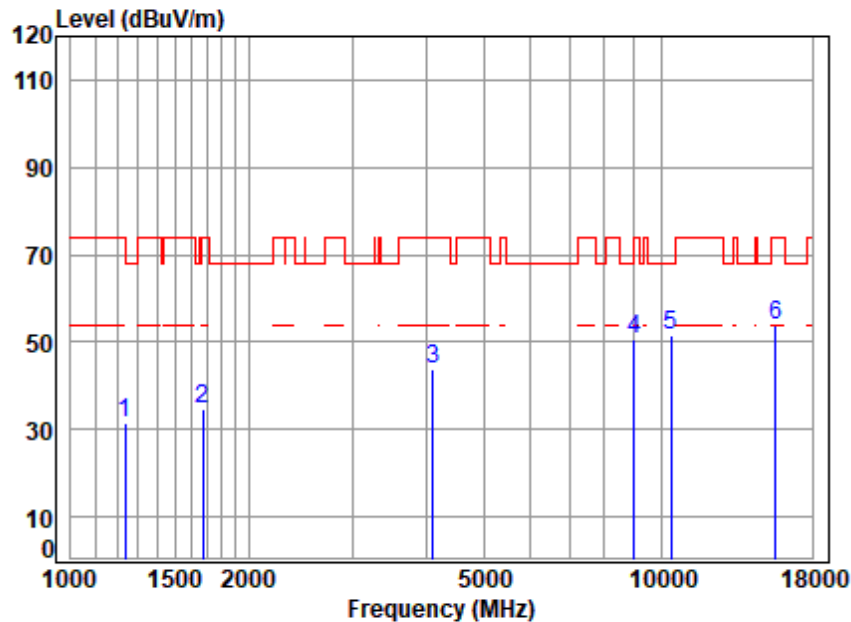
SGS-CSTC Standards Technical Services Co., Ltd. Shenzhen Branch

SZEMC-TRF-01 Rev. A/0 Aug01,2022

Report No.: SZCR230600198905

Page: 51 of 495

Test Mode: 12; Polarity: Horizontal; Modulation:802.11ax(Full RU0); Bandwidth:20MHz; Channel:middle



Site : chamber
 Condition: 3m HORIZONTAL
 Job No : 01989AT/01990AT
 Mode : 5200 TX RSE
 Note : 5G WIFI 11AX20

		Cable	Ant	Preamp	Read		Limit	Over	
	Freq	Loss	Factor	Factor	Level	Level	Line	Limit	Remark
	MHz	dB	dB/m	dB	dBuV	dBuV/m	dBuV/m	dB	
1	1238.483	3.65	24.48	37.59	40.94	31.48	74.00	-42.52	peak
2	1672.779	4.30	26.75	36.46	40.25	34.84	74.00	-39.16	peak
3	4109.872	6.86	33.02	34.41	38.21	43.68	74.00	-30.32	peak
4	8995.123	11.91	36.70	35.50	37.41	50.52	68.20	-17.68	peak
5	10400.000	12.74	37.50	35.75	37.25	51.74	68.20	-16.46	peak
6	15600.000	14.25	41.00	37.49	36.03	53.79	74.00	-20.21	peak

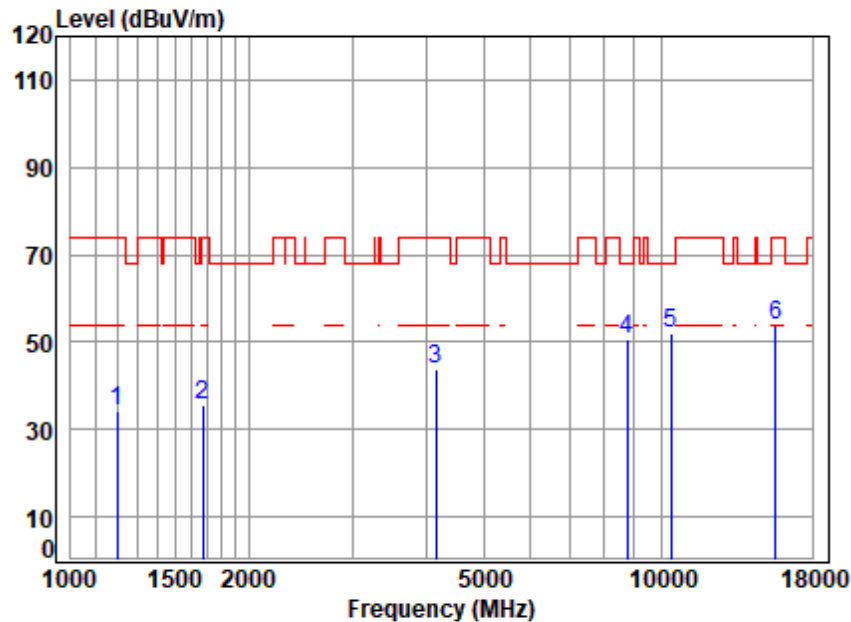


SGS-CSTC Standards Technical Services Co., Ltd.
 Shenzhen Branch Inspection & Testing Laboratory

Unless otherwise agreed in writing, this document is issued by the Company subject to its General Conditions of Service printed overleaf, available on request or accessible at <https://www.sgs.com/en/Terms-and-Conditions>. Attention is drawn to the limitation of liability, indemnification and jurisdiction issues defined therein. Any holder of this document is advised that information contained hereon reflects the Company's findings at the time of its intervention only and within the limits of Client's instructions, if any. The Company's sole responsibility is to its Client and this document does not exonerate parties to a transaction from exercising all their rights and obligations under the transaction documents. This document cannot be reproduced except in full, without prior written approval of the Company. Any unauthorized alteration, forgery or falsification of the content or appearance of this document is unlawful and offenders may be prosecuted to the fullest extent of the law. Unless otherwise stated the results shown in this test report refer only to the sample(s) tested and such sample(s) are retained for 30 days only.

Attention: To check the authenticity of testing /inspection report & certificate, please contact us at telephone: (86-755) 8307 1443, or email: CN.Doccheck@sgs.com
 No.1 Workshop, M-10, Middle Section, Science & Technology Park, Nanshan District, Shenzhen, Guangdong, China 518057 t (86-755) 26012053 f (86-755) 26710594 www.sgs.com.cn
 中国·广东·深圳市南山区科技园中区M-10栋1号厂房 邮编: 518057 t (86-755) 26012053 f (86-755) 26710594 sgs.china@sgs.com

Test Mode: 12; Polarity: Vertical; Modulation:802.11ax(Full RU0); Bandwidth:20MHz; Channel:middle

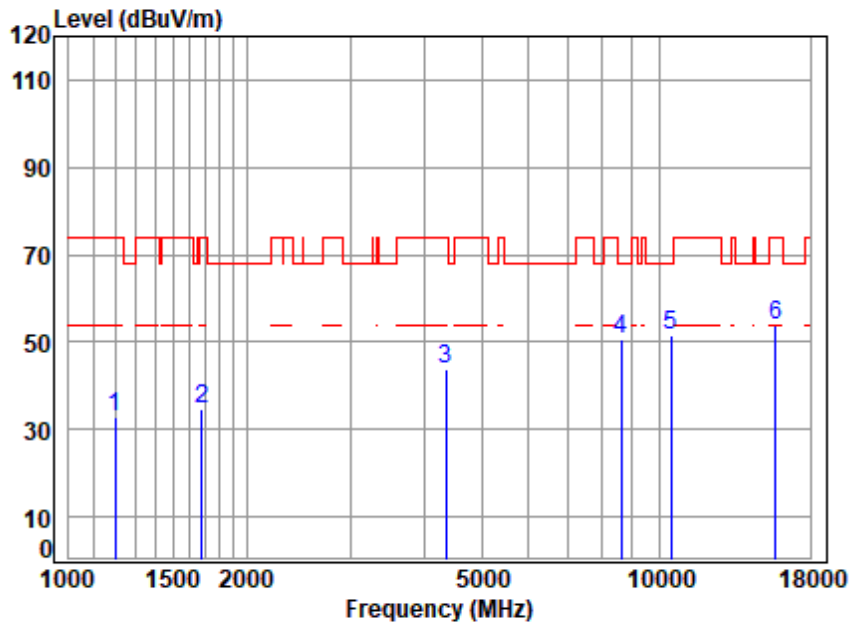


Site : chamber
Condition: 3m VERTICAL
Job No : 01989AT/01990AT
Mode : 5200 TX RSE
Note : 5G WIFI 11AX20

		Cable	Ant	Preamp	Read		Limit	Over	
	Freq	Loss	Factor	Factor	Level	Level	Line	Limit	Remark
	MHz	dB	dB/m	dB	dBuV	dBuV/m	dBuV/m	dB	
1	1199.726	3.58	24.40	37.71	44.09	34.36	74.00	-39.64	peak
2	1672.779	4.30	26.75	36.46	40.94	35.53	74.00	-38.47	peak
3	4157.664	6.89	33.15	34.44	38.42	44.02	74.00	-29.98	peak
4	8764.146	11.51	36.70	35.63	37.88	50.46	68.20	-17.74	peak
5	10400.000	12.74	37.50	35.75	37.37	51.86	68.20	-16.34	peak
6	15600.000	14.25	41.00	37.49	36.00	53.76	74.00	-20.24	peak



Test Mode: 12; Polarity: Horizontal; Modulation:802.11ax(Full RU0); Bandwidth:20MHz; Channel:High

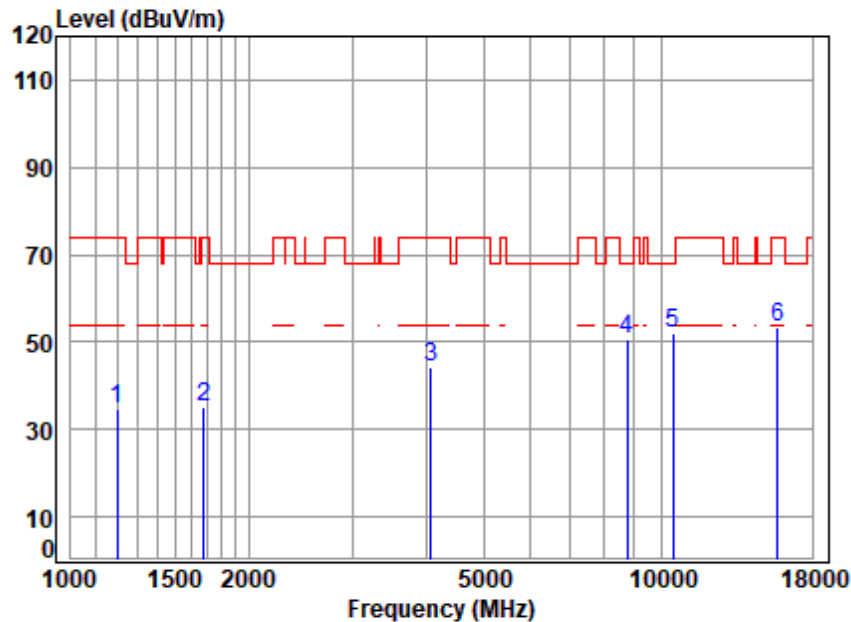


Site : chamber
Condition: 3m HORIZONTAL
Job No : 01989AT/01990AT
Mode : 5240 TX RSE
Note : 5G WIFI 11AX20

		Cable	Ant	Preamp	Read		Limit	Over	
	Freq	Loss	Factor	Factor	Level	Level	Line	Limit	Remark
	MHz	dB	dB/m	dB	dBuV	dBuV/m	dBuV/m	dB	
1	1199.726	3.58	24.40	37.71	42.64	32.91	74.00	-41.09	peak
2	1682.477	4.31	26.77	36.44	39.96	34.60	74.00	-39.40	peak
3	4354.454	7.03	33.59	34.58	37.73	43.77	74.00	-30.23	peak
4	8613.468	11.24	36.60	35.72	38.41	50.53	68.20	-17.67	peak
5	10480.000	12.76	37.50	35.79	36.92	51.39	68.20	-16.81	peak
6	15720.000	14.29	41.14	37.54	35.77	53.66	74.00	-20.34	peak



Test Mode: 12; Polarity: Vertical; Modulation:802.11ax(Full RU0); Bandwidth:20MHz; Channel:High

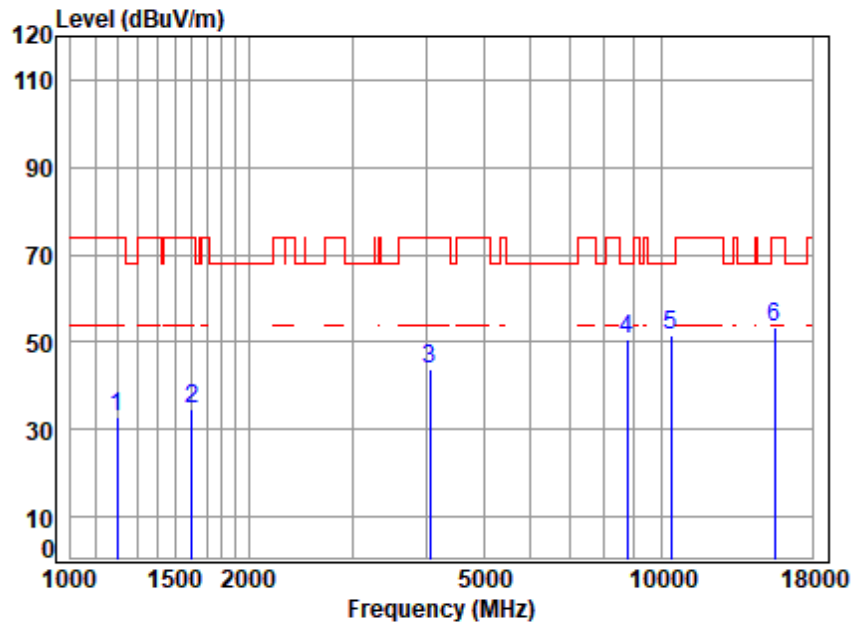


Site : chamber
Condition: 3m VERTICAL
Job No : 01989AT/01990AT
Mode : 5240 TX RSE
Note : 5G WIFI 11AX20

		Cable	Ant	Preamp	Read		Limit	Over	
	Freq	Loss	Factor	Factor	Level	Level	Line	Limit	Remark
	MHz	dB	dB/m	dB	dBuV	dBuV/m	dBuV/m	dB	
1	1199.726	3.58	24.40	37.71	44.31	34.58	74.00	-39.42	peak
2	1677.621	4.30	26.76	36.45	40.53	35.14	74.00	-38.86	peak
3	4074.388	6.83	32.95	34.38	38.70	44.10	74.00	-29.90	peak
4	8764.146	11.51	36.70	35.63	38.01	50.59	68.20	-17.61	peak
5	10480.000	12.76	37.50	35.79	37.68	52.15	68.20	-16.05	peak
6	15720.000	14.29	41.14	37.54	35.28	53.17	74.00	-20.83	peak



Test Mode: 12; Polarity: Horizontal; Modulation:802.11ax(Full RU0); Bandwidth:40MHz; Channel:Low

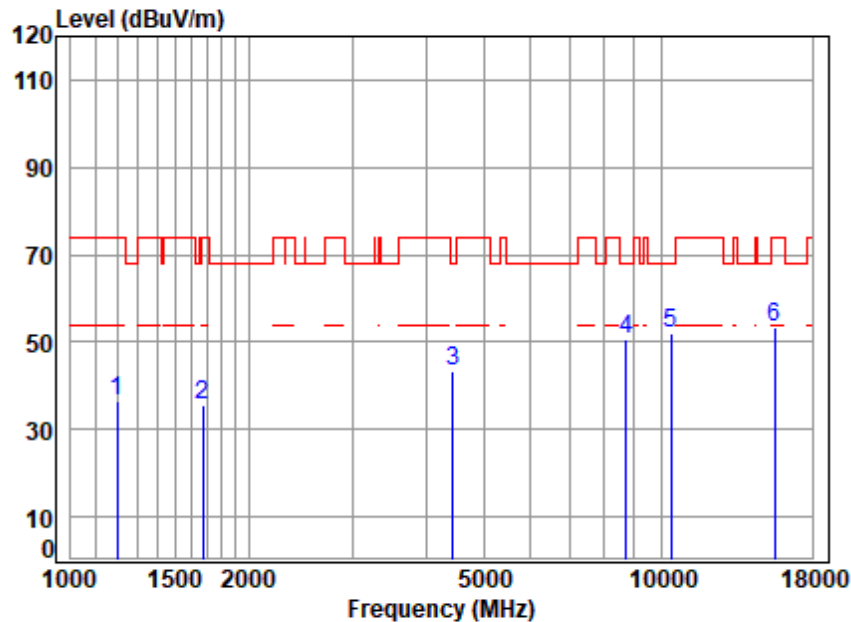


Site : chamber
Condition: 3m HORIZONTAL
Job No : 01989AT/01990AT
Mode : 5190 TX RSE
Note : 5G WIFI 11AX40

		Cable	Ant	Preamp	Read		Limit	Over	
	Freq	Loss	Factor	Factor	Level	Level	Line	Limit	Remark
	MHz	dB	dB/m	dB	dBuV	dBuV/m	dBuV/m	dB	
1	1199.726	3.58	24.40	37.71	42.80	33.07	74.00	-40.93	peak
2	1606.441	4.21	26.53	36.62	40.78	34.90	74.00	-39.10	peak
3	4062.629	6.83	32.93	34.38	38.53	43.91	74.00	-30.09	peak
4	8764.146	11.51	36.70	35.63	38.06	50.64	68.20	-17.56	peak
5	10380.000	12.74	37.48	35.74	37.21	51.69	68.20	-16.51	peak
6	15570.000	14.24	40.97	37.48	35.59	53.32	74.00	-20.68	peak



Test Mode: 12; Polarity: Vertical; Modulation:802.11ax(Full RU0); Bandwidth:40MHz; Channel:Low

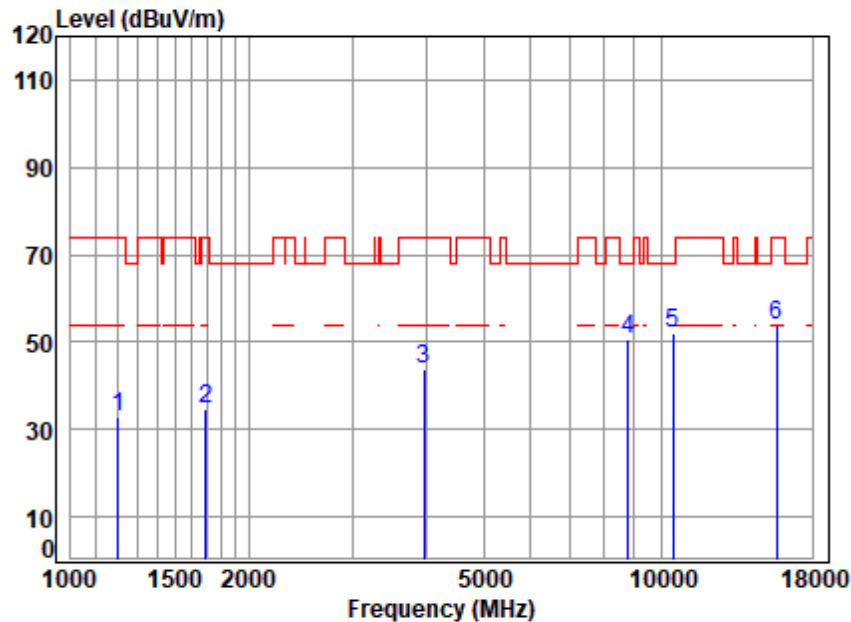


Site : chamber
 Condition: 3m VERTICAL
 Job No : 01989AT/01990AT
 Mode : 5190 TX RSE
 Note : 5G WIFI 11AX40

	Freq	Cable Loss	Ant Factor	Preamp Factor	Read Level	Level	Limit Line	Over Limit	Remark
	MHz	dB	dB/m	dB	dBuV	dBuV/m	dBuV/m	dB	
1	1199.726	3.58	24.40	37.71	46.22	36.49	74.00	-37.51	peak
2	1672.779	4.30	26.75	36.46	41.17	35.76	74.00	-38.24	peak
3	4443.453	7.09	33.50	34.64	37.31	43.26	68.20	-24.94	peak
4	8713.630	11.42	36.70	35.66	38.11	50.57	68.20	-17.63	peak
5	10380.000	12.74	37.48	35.74	37.62	52.10	68.20	-16.10	peak
6	15570.000	14.24	40.97	37.48	35.53	53.26	74.00	-20.74	peak



Test Mode: 12; Polarity: Horizontal; Modulation:802.11ax(Full RU0); Bandwidth:40MHz; Channel:High

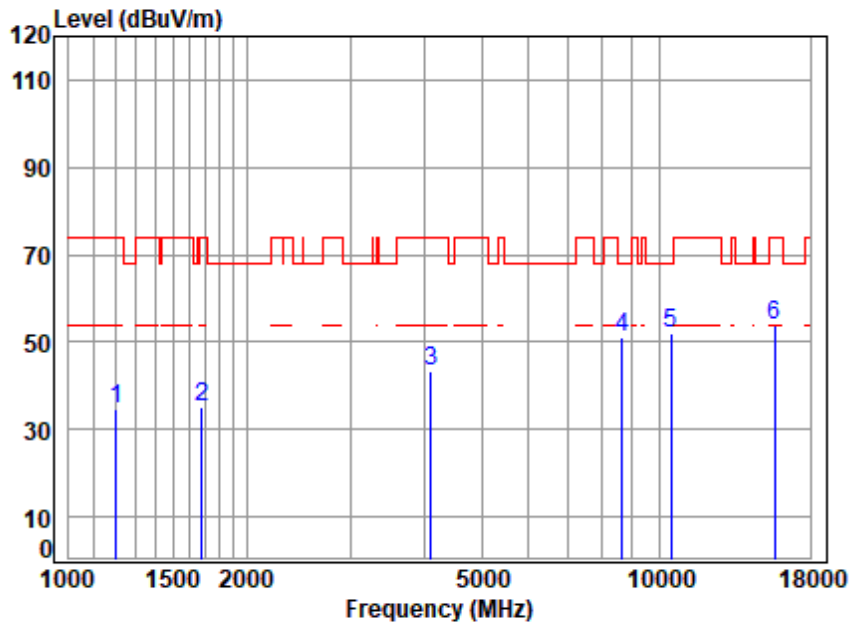


Site : chamber
 Condition: 3m HORIZONTAL
 Job No : 01989AT/01990AT
 Mode : 5230 TX RSE
 Note : 5G WIFI 11AX40

	Freq	Cable Loss	Ant Factor	Preamp Factor	Read Level	Level	Limit	Over	Remark
	MHz	dB	dB/m	dB	dBuV	dBuV/m	dBuV/m	dB	
1	1203.199	3.59	24.41	37.70	42.62	32.92	74.00	-41.08	peak
2	1692.231	4.32	26.78	36.42	40.15	34.83	74.00	-39.17	peak
3	3958.309	6.74	32.62	34.37	38.81	43.80	74.00	-30.20	peak
4	8789.516	11.55	36.70	35.62	38.22	50.85	68.20	-17.35	peak
5	10460.000	12.76	37.50	35.78	37.43	51.91	68.20	-16.29	peak
6	15690.000	14.28	41.09	37.53	35.88	53.72	74.00	-20.28	peak



Test Mode: 12; Polarity: Vertical; Modulation:802.11ax(Full RU0); Bandwidth:40MHz; Channel:High

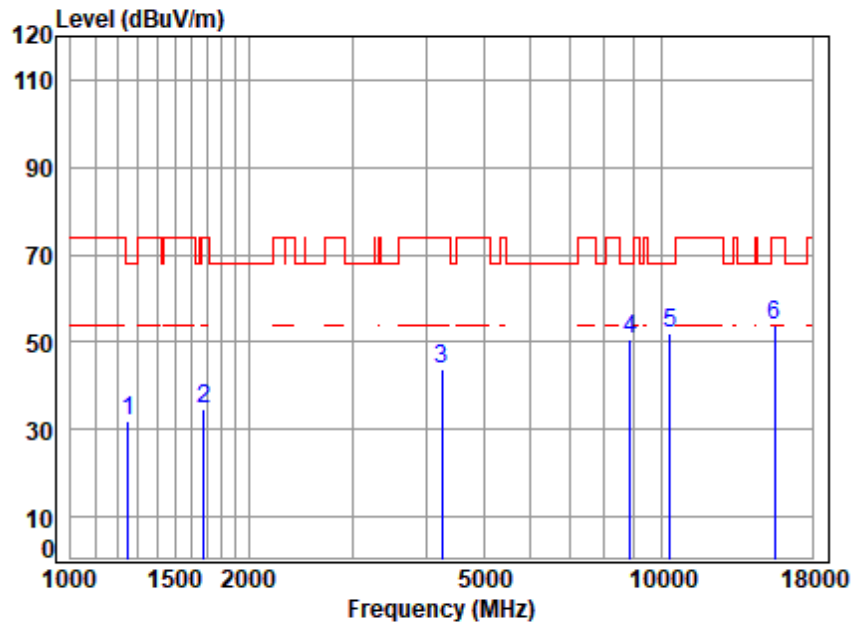


Site : chamber
Condition: 3m VERTICAL
Job No : 01989AT/01990AT
Mode : 5230 TX RSE
Note : 5G WIFI 11AX40

		Cable	Ant	Preamp	Read		Limit	Over	
	Freq	Loss	Factor	Factor	Level	Level	Line	Limit	Remark
	MHz	dB	dB/m	dB	dBuV	dBuV/m	dBuV/m	dB	
1	1203.199	3.59	24.41	37.70	44.29	34.59	74.00	-39.41	peak
2	1677.621	4.30	26.76	36.45	40.33	34.94	74.00	-39.06	peak
3	4109.872	6.86	33.02	34.41	38.10	43.57	74.00	-30.43	peak
4	8663.404	11.33	36.63	35.69	38.67	50.94	68.20	-17.26	peak
5	10460.000	12.76	37.50	35.78	37.33	51.81	68.20	-16.39	peak
6	15690.000	14.28	41.09	37.53	35.96	53.80	74.00	-20.20	peak



Test Mode: 08; Polarity: Horizontal; Modulation:802.11ac; Bandwidth:20MHz; Channel:Low

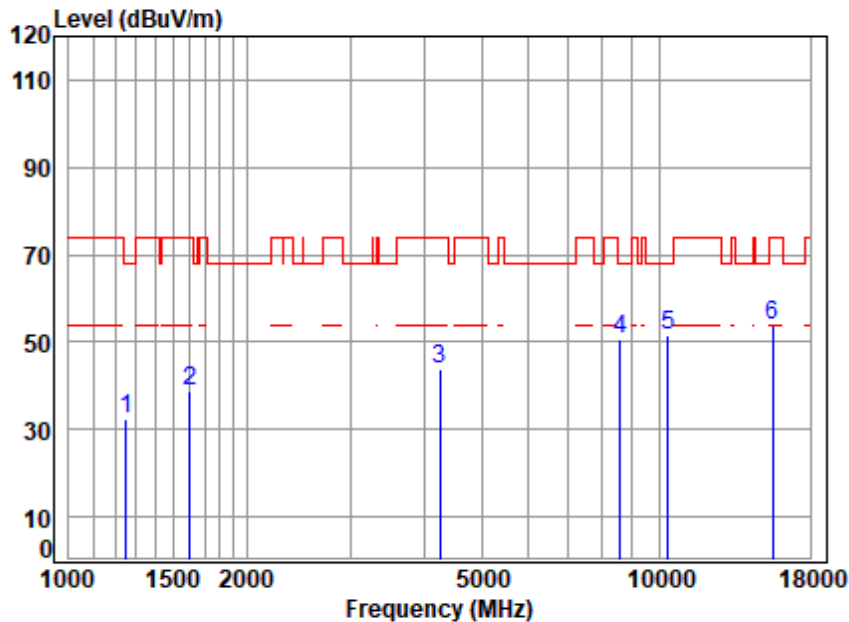


Site : chamber
Condition: 3m HORIZONTAL
Job No : 01989AT/01990AT
Mode : 5180 TX RSE
Note : 5G WIFI 11AC20

		Cable	Ant	Preamp	Read		Limit	Over	
	Freq	Loss	Factor	Factor	Level	Level	Line	Limit	Remark
	MHz	dB	dB/m	dB	dBuV	dBuV/m	dBuV/m	dB	
1	1252.885	3.67	24.51	37.55	41.23	31.86	68.20	-36.34	peak
2	1682.477	4.31	26.77	36.44	39.96	34.60	74.00	-39.40	peak
3	4254.921	6.96	33.60	34.51	37.74	43.79	74.00	-30.21	peak
4	8840.473	11.64	36.70	35.59	38.04	50.79	68.20	-17.41	peak
5	10360.000	12.73	37.46	35.74	37.58	52.03	68.20	-16.17	peak
6	15540.000	14.23	40.94	37.47	35.99	53.69	74.00	-20.31	peak



Test Mode: 08; Polarity: Vertical; Modulation:802.11ac; Bandwidth:20MHz; Channel:Low



Site : chamber
Condition: 3m VERTICAL
Job No : 01989AT/01990AT
Mode : 5180 TX RSE
Note : 5G WIFI 11AC20

	Freq	Cable Loss	Ant Factor	Preamp Factor	Read Level	Level	Limit	Over Limit	Remark
	MHz	dB	dB/m	dB	dBuV	dBuV/m	dBuV/m	dB	
1	1252.885	3.67	24.51	37.55	41.96	32.59	68.20	-35.61	peak
2	1601.804	4.20	26.51	36.63	44.65	38.73	74.00	-35.27	peak
3	4242.641	6.95	33.57	34.50	37.96	43.98	74.00	-30.02	peak
4	8588.607	11.20	36.58	35.73	38.38	50.43	68.20	-17.77	peak
5	10360.000	12.73	37.46	35.74	37.23	51.68	68.20	-16.52	peak
6	15540.000	14.23	40.94	37.47	36.09	53.79	74.00	-20.21	peak



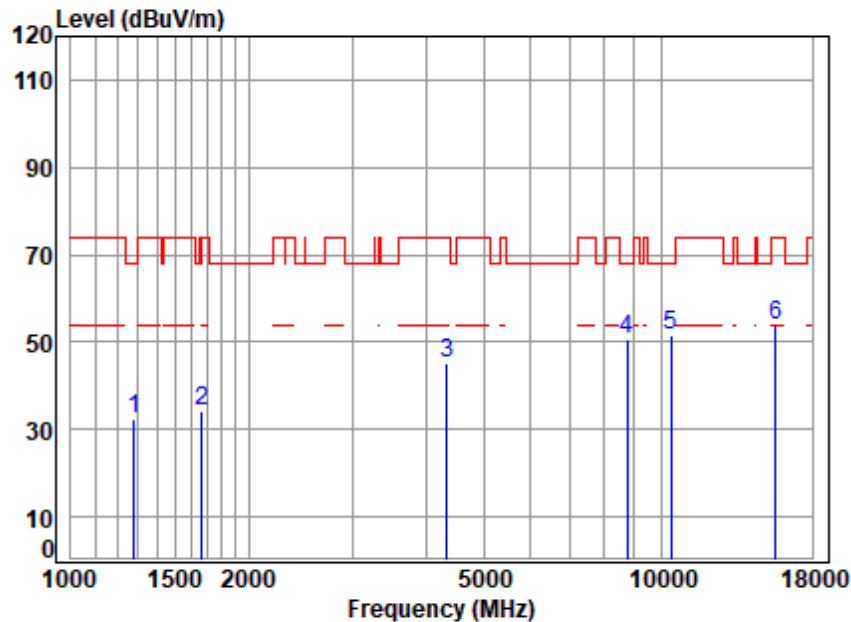
SGS-CSTC Standards Technical Services Co., Ltd. Shenzhen Branch

SZEMC-TRF-01 Rev. A/0 Aug01,2022

Report No.: SZCR230600198905

Page: 61 of 495

Test Mode: 08; Polarity: Horizontal; Modulation:802.11ac; Bandwidth:20MHz; Channel:middle



Site : chamber
Condition: 3m HORIZONTAL
Job No : 01989AT/01990AT
Mode : 5200 TX RSE
Note : 5G WIFI 11AC20

	Freq	Cable Loss	Ant Factor	Preamp Factor	Read Level	Level	Limit Line	Over Limit	Remark
	MHz	dB	dB/m	dB	dBuV	dBuV/m	dBuV/m	dB	
1	1282.193	3.72	24.63	37.46	41.31	32.20	68.20	-36.00	peak
2	1667.951	4.29	26.74	36.47	39.88	34.44	74.00	-39.56	peak
3	4329.354	7.01	33.60	34.56	39.06	45.11	74.00	-28.89	peak
4	8738.852	11.47	36.70	35.65	38.07	50.59	68.20	-17.61	peak
5	10400.000	12.74	37.50	35.75	36.84	51.33	68.20	-16.87	peak
6	15600.000	14.25	41.00	37.49	35.91	53.67	74.00	-20.33	peak

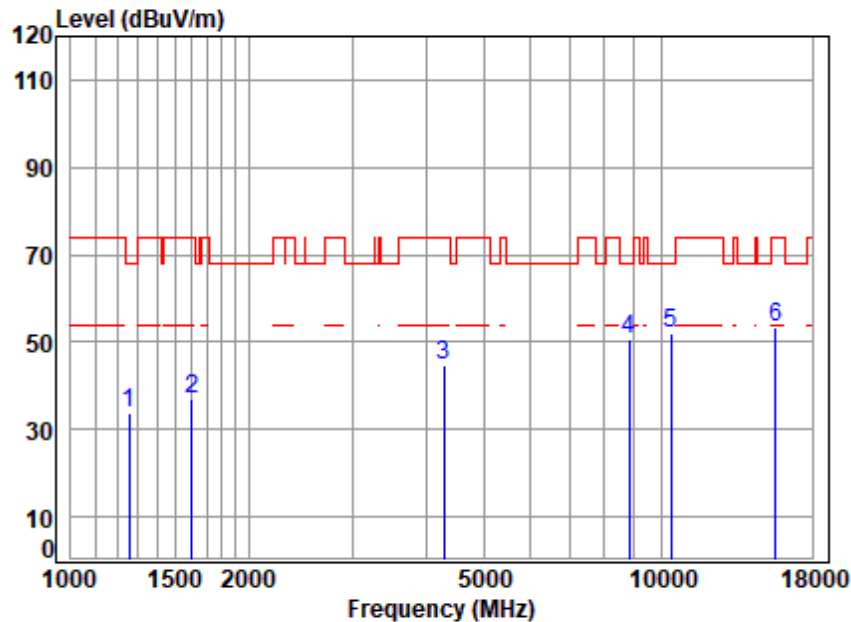


SGS-CSTC Standards Technical Services Co., Ltd.
Shenzhen Branch Inspection & Testing Laboratory

Unless otherwise agreed in writing, this document is issued by the Company subject to its General Conditions of Service printed overleaf, available on request or accessible at <https://www.sgs.com/en/Terms-and-Conditions>. Attention is drawn to the limitation of liability, indemnification and jurisdiction issues defined therein. Any holder of this document is advised that information contained hereon reflects the Company's findings at the time of its intervention only and within the limits of Client's instructions, if any. The Company's sole responsibility is to its Client and this document does not exonerate parties to a transaction from exercising all their rights and obligations under the transaction documents. This document cannot be reproduced except in full, without prior written approval of the Company. Any unauthorized alteration, forgery or falsification of the content or appearance of this document is unlawful and offenders may be prosecuted to the fullest extent of the law. Unless otherwise stated the results shown in this test report refer only to the sample(s) tested and such sample(s) are retained for 30 days only.

Attention: To check the authenticity of testing /inspection report & certificate, please contact us at telephone: (86-755) 8307 1443, or email: CN.Doccheck@sgs.com
No.1 Workshop, M-10, Middle Section, Science & Technology Park, Nanshan District, Shenzhen, Guangdong, China 518057 t (86-755) 26012053 f (86-755) 26710594 www.sgs.com.cn
中国·广东·深圳市南山区科技园中区M-10栋1号厂房 邮编: 518057 t (86-755) 26012053 f (86-755) 26710594 sgs.china@sgs.com

Test Mode: 08; Polarity: Vertical; Modulation:802.11ac; Bandwidth:20MHz; Channel:middle

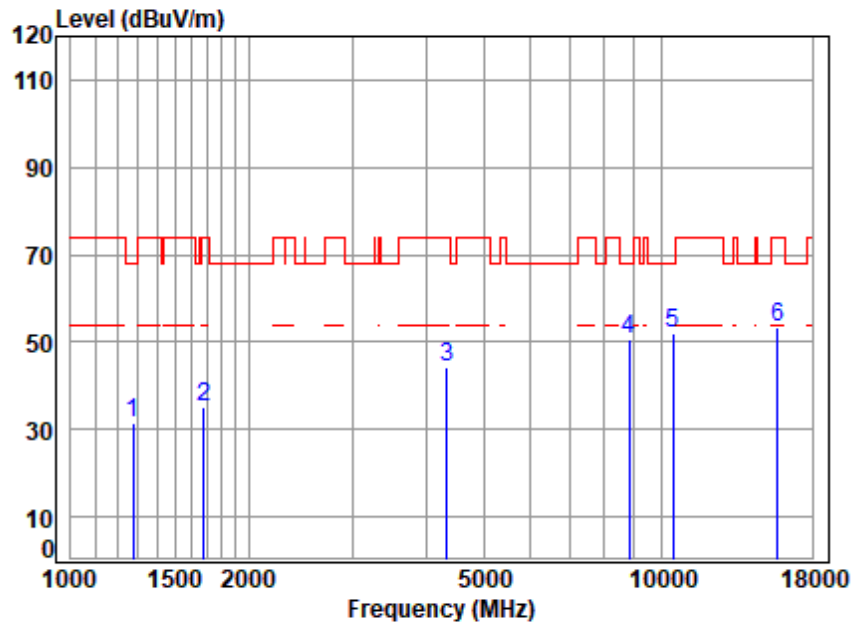


Site : chamber
Condition: 3m VERTICAL
Job No : 01989AT/01990AT
Mode : 5200 TX RSE
Note : 5G WIFI 11AC20

	Freq	Cable Loss	Ant Factor	Preamp Factor	Read Level	Level	Limit Line	Over Limit	Remark
	MHz	dB	dB/m	dB	dBuV	dBuV/m	dBuV/m	dB	
1	1256.512	3.68	24.53	37.54	43.03	33.70	68.20	-34.50	peak
2	1601.804	4.20	26.51	36.63	43.04	37.12	74.00	-36.88	peak
3	4279.589	6.98	33.60	34.53	38.52	44.57	74.00	-29.43	peak
4	8814.957	11.60	36.70	35.60	38.09	50.79	68.20	-17.41	peak
5	10400.000	12.74	37.50	35.75	37.66	52.15	68.20	-16.05	peak
6	15600.000	14.25	41.00	37.49	35.63	53.39	74.00	-20.61	peak



Test Mode: 08; Polarity: Horizontal; Modulation:802.11ac; Bandwidth:20MHz; Channel:High

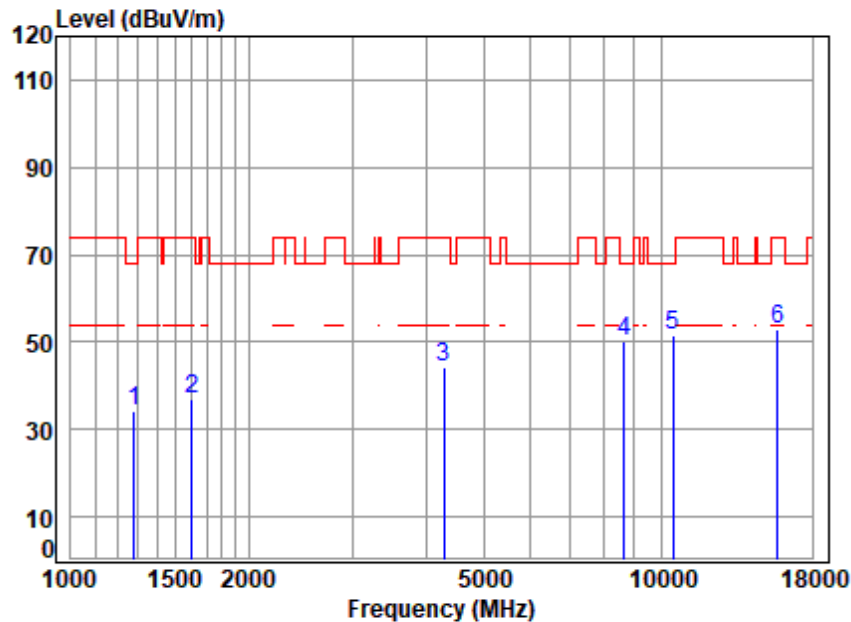


Site : chamber
 Condition: 3m HORIZONTAL
 Job No : 01989AT/01990AT
 Mode : 5240 TX RSE
 Note : 5G WIFI 11AC20

	Freq	Cable Loss	Ant Factor	Preamp Factor	Read Level	Level	Limit Line	Over Limit	Remark
	MHz	dB	dB/m	dB	dBuV	dBuV/m	dBuV/m	dB	
1	1274.802	3.71	24.60	37.49	40.62	31.44	68.20	-36.76	peak
2	1682.477	4.31	26.77	36.44	40.50	35.14	74.00	-38.86	peak
3	4341.886	7.02	33.60	34.57	37.99	44.04	74.00	-29.96	peak
4	8814.957	11.60	36.70	35.60	38.10	50.80	68.20	-17.40	peak
5	10480.000	12.76	37.50	35.79	37.33	51.80	68.20	-16.40	peak
6	15720.000	14.29	41.14	37.54	35.35	53.24	74.00	-20.76	peak



Test Mode: 08; Polarity: Vertical; Modulation:802.11ac; Bandwidth:20MHz; Channel:High

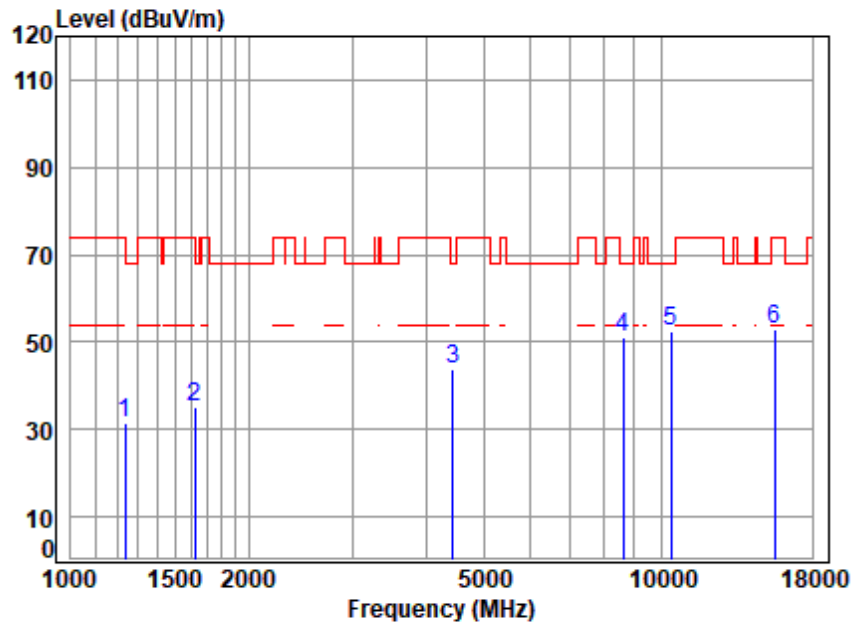


Site : chamber
Condition: 3m VERTICAL
Job No : 01989AT/01990AT
Mode : 5240 TX RSE
Note : 5G WIFI 11AC20

	Freq	Cable Loss	Ant Factor	Preamp Factor	Read Level	Level	Limit	Over Limit	Remark
	MHz	dB	dB/m	dB	dBuV	dBuV/m	dBuV/m	dB	
1	1282.193	3.72	24.63	37.46	43.44	34.33	68.20	-33.87	peak
2	1601.804	4.20	26.51	36.63	42.82	36.90	74.00	-37.10	peak
3	4291.977	6.99	33.60	34.54	38.30	44.35	74.00	-29.65	peak
4	8638.399	11.29	36.60	35.71	38.13	50.31	68.20	-17.89	peak
5	10480.000	12.76	37.50	35.79	37.20	51.67	68.20	-16.53	peak
6	15720.000	14.29	41.14	37.54	35.06	52.95	74.00	-21.05	peak



Test Mode: 08; Polarity: Horizontal; Modulation:802.11ac; Bandwidth:40MHz; Channel:Low

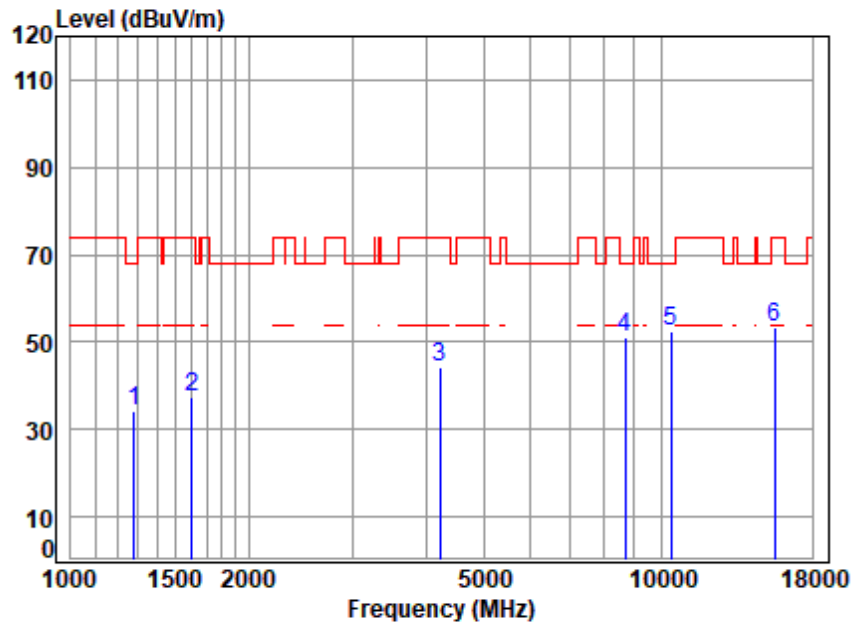


Site : chamber
Condition: 3m HORIZONTAL
Job No : 01989AT/01990AT
Mode : 5190 TX RSE
Note : 5G WIFI 11AC40

	Freq	Cable Loss	Ant Factor	Preamp Factor	Read Level	Level	Limit Line	Over Limit	Remark
	MHz	dB	dB/m	dB	dBuV	dBuV/m	dBuV/m	dB	
1	1238.483	3.65	24.48	37.59	41.05	31.59	74.00	-42.41	peak
2	1625.121	4.23	26.60	36.57	40.72	34.98	74.00	-39.02	peak
3	4430.628	7.08	33.50	34.63	37.63	43.58	68.20	-24.62	peak
4	8613.468	11.24	36.60	35.72	38.85	50.97	68.20	-17.23	peak
5	10380.000	12.74	37.48	35.74	37.78	52.26	68.20	-15.94	peak
6	15570.000	14.24	40.97	37.48	35.29	53.02	74.00	-20.98	peak



Test Mode: 08; Polarity: Vertical; Modulation:802.11ac; Bandwidth:40MHz; Channel:Low

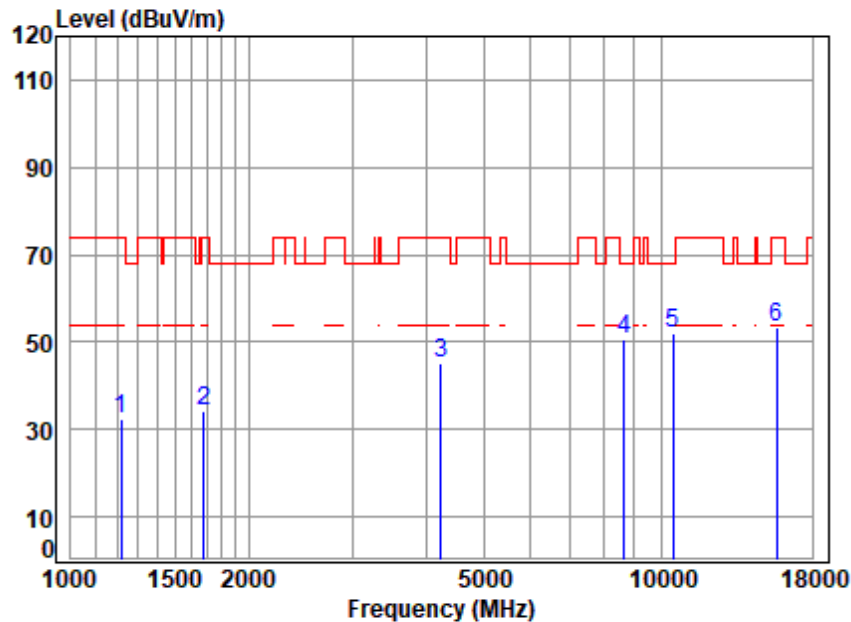


Site : chamber
Condition: 3m VERTICAL
Job No : 01989AT/01990AT
Mode : 5190 TX RSE
Note : 5G WIFI 11AC40

		Cable	Ant	Preamp	Read		Limit	Over	
	Freq	Loss	Factor	Factor	Level	Level	Line	Limit	Remark
	MHz	dB	dB/m	dB	dBuV	dBuV/m	dBuV/m	dB	
1	1278.492	3.72	24.61	37.47	43.35	34.21	68.20	-33.99	peak
2	1601.804	4.20	26.51	36.63	43.23	37.31	74.00	-36.69	peak
3	4218.186	6.93	33.47	34.48	38.25	44.17	74.00	-29.83	peak
4	8688.480	11.38	36.68	35.68	38.77	51.15	68.20	-17.05	peak
5	10380.000	12.74	37.48	35.74	37.92	52.40	68.20	-15.80	peak
6	15570.000	14.24	40.97	37.48	35.73	53.46	74.00	-20.54	peak



Test Mode: 08; Polarity: Horizontal; Modulation:802.11ac; Bandwidth:40MHz; Channel:High

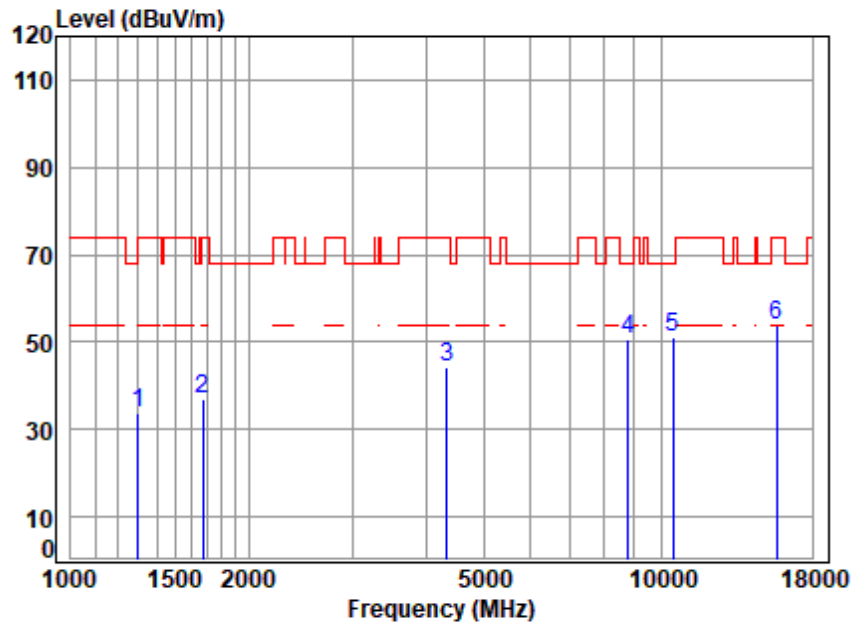


Site : chamber
Condition: 3m HORIZONTAL
Job No : 01989AT/01990AT
Mode : 5230 TX RSE
Note : 5G WIFI 11AC40

	Freq	Cable Loss	Ant Factor	Preamp Factor	Read Level	Level	Limit Line	Over Limit	Remark
	MHz	dB	dB/m	dB	dBuV	dBuV/m	dBuV/m	dB	
1	1217.190	3.61	24.43	37.66	42.05	32.43	74.00	-41.57	peak
2	1677.621	4.30	26.76	36.45	39.57	34.18	74.00	-39.82	peak
3	4230.396	6.94	33.52	34.49	38.98	44.95	74.00	-29.05	peak
4	8663.404	11.33	36.63	35.69	38.59	50.86	68.20	-17.34	peak
5	10460.000	12.76	37.50	35.78	37.42	51.90	68.20	-16.30	peak
6	15690.000	14.28	41.09	37.53	35.66	53.50	74.00	-20.50	peak



Test Mode: 08; Polarity: Vertical; Modulation:802.11ac; Bandwidth:40MHz; Channel:High

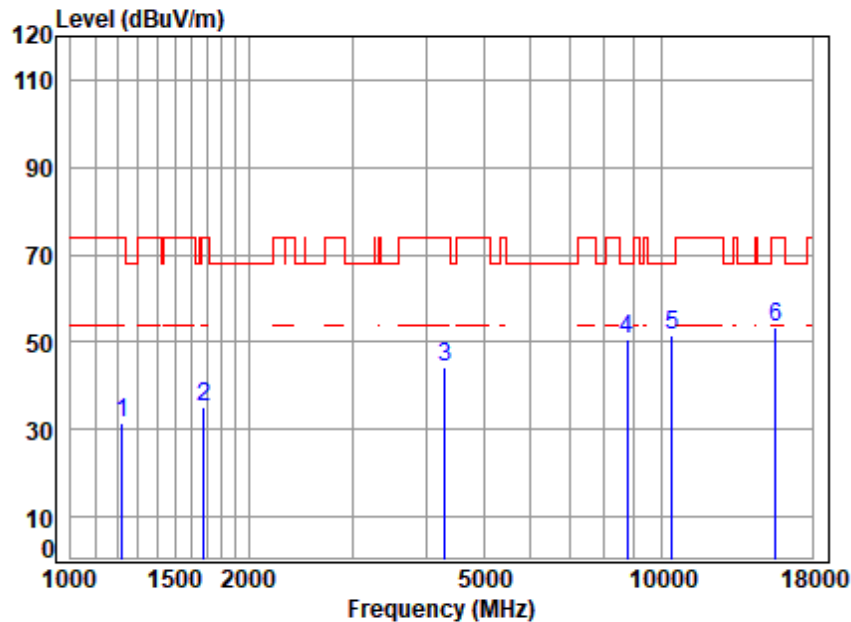


Site : chamber
Condition: 3m VERTICAL
Job No : 01989AT/01990AT
Mode : 5230 TX RSE
Note : 5G WIFI 11AC40

	Freq	Cable Loss	Ant Factor	Preamp Factor	Read Level	Level	Limit Line	Over Limit	Remark
	MHz	dB	dB/m	dB	dBuV	dBuV/m	dBuV/m	dB	
1	1300.858	3.76	24.70	37.41	42.51	33.56	74.00	-40.44	peak
2	1672.779	4.30	26.75	36.46	42.29	36.88	74.00	-37.12	peak
3	4341.886	7.02	33.60	34.57	38.31	44.36	74.00	-29.64	peak
4	8789.516	11.55	36.70	35.62	37.82	50.45	68.20	-17.75	peak
5	10460.000	12.76	37.50	35.78	36.82	51.30	68.20	-16.90	peak
6	15690.000	14.28	41.09	37.53	35.86	53.70	74.00	-20.30	peak



Test Mode: 08; Polarity: Horizontal; Modulation:802.11ac; Bandwidth:80MHz; Channel:middle

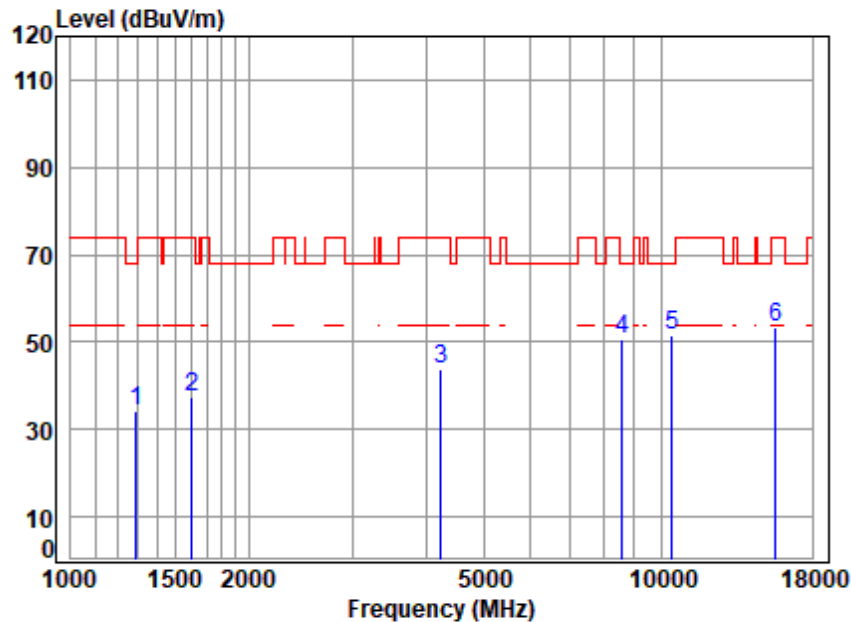


Site : chamber
Condition: 3m HORIZONTAL
Job No : 01989AT/01990AT
Mode : 5210 TX RSE
Note : 5G WIFI 11AC80

	Freq	Cable Loss	Ant Factor	Preamp Factor	Read Level	Level	Limit	Over	Remark
	MHz	dB	dB/m	dB	dBuV	dBuV/m	dBuV/m	dB	
1	1220.714	3.62	24.44	37.65	41.18	31.59	74.00	-42.41	peak
2	1677.621	4.30	26.76	36.45	40.60	35.21	74.00	-38.79	peak
3	4304.400	6.99	33.60	34.54	38.08	44.13	74.00	-29.87	peak
4	8764.146	11.51	36.70	35.63	38.29	50.87	68.20	-17.33	peak
5	10420.000	12.75	37.50	35.76	36.94	51.43	68.20	-16.77	peak
6	15630.000	14.26	41.03	37.50	35.69	53.48	74.00	-20.52	peak



Test Mode: 08; Polarity: Vertical; Modulation:802.11ac; Bandwidth:80MHz; Channel:middle

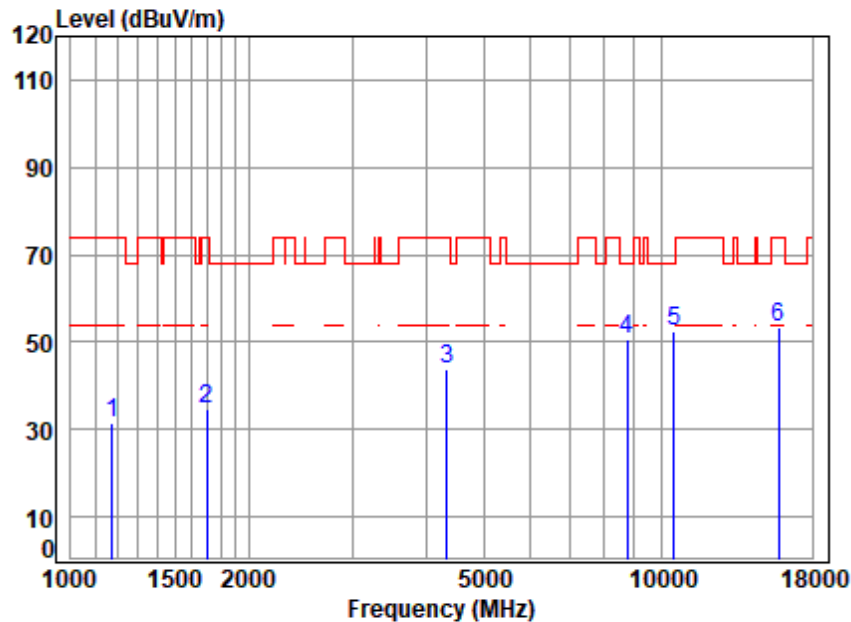


Site : chamber
Condition: 3m VERTICAL
Job No : 01989AT/01990AT
Mode : 5210 TX RSE
Note : 5G WIFI 11AC80

		Cable	Ant	Preamp	Read		Limit	Over	
	Freq	Loss	Factor	Factor	Level	Level	Line	Limit	Remark
	MHz	dB	dB/m	dB	dBuV	dBuV/m	dBuV/m	dB	
1	1289.627	3.74	24.66	37.44	43.30	34.26	68.20	-33.94	peak
2	1601.804	4.20	26.51	36.63	43.40	37.48	74.00	-36.52	peak
3	4230.396	6.94	33.52	34.49	37.61	43.58	74.00	-30.42	peak
4	8588.607	11.20	36.58	35.73	38.82	50.87	68.20	-17.33	peak
5	10420.000	12.75	37.50	35.76	37.29	51.78	68.20	-16.42	peak
6	15630.000	14.26	41.03	37.50	35.46	53.25	74.00	-20.75	peak



Test Mode: 09; Polarity: Horizontal; Modulation:802.11ac; Bandwidth:20MHz; Channel:Low

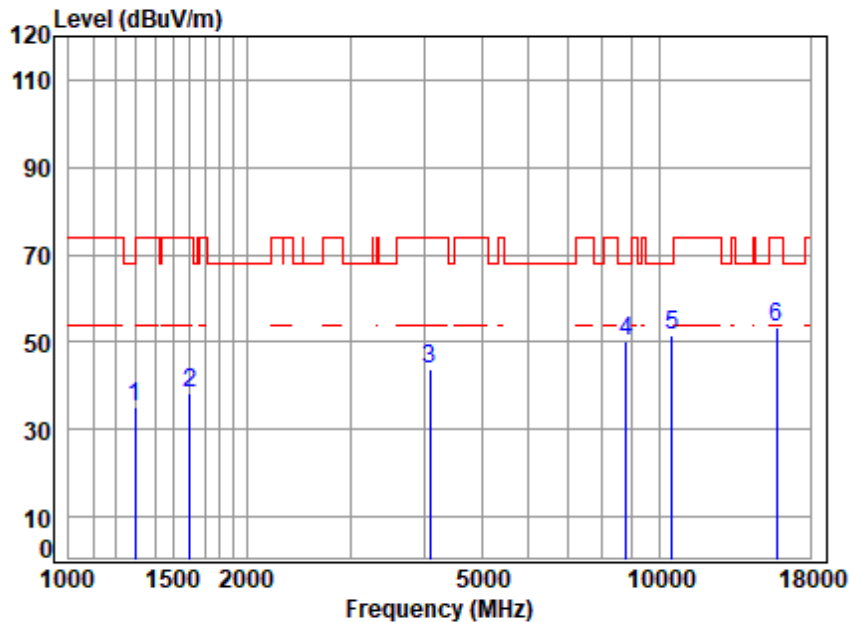


Site : chamber
 Condition: 3m HORIZONTAL
 Job No : 01989AT/01990AT
 Mode : 5260 TX RSE
 Note : 5G WIFI 11AC20

	Freq	Cable Loss	Ant Factor	Preamp Factor	Read Level	Level	Limit Line	Over Limit	Remark
	MHz	dB	dB/m	dB	dBuV	dBuV/m	dBuV/m	dB	
1	1175.697	3.54	24.30	37.79	41.56	31.61	74.00	-42.39	peak
2	1702.042	4.33	26.80	36.40	40.07	34.80	74.00	-39.20	peak
3	4341.886	7.02	33.60	34.57	37.81	43.86	74.00	-30.14	peak
4	8764.146	11.51	36.70	35.63	38.12	50.70	68.20	-17.50	peak
5	10520.000	12.77	37.52	35.80	37.86	52.35	68.20	-15.85	peak
6	15780.000	14.31	41.26	37.56	35.43	53.44	74.00	-20.56	peak



Test Mode: 09; Polarity: Vertical; Modulation:802.11ac; Bandwidth:20MHz; Channel:Low

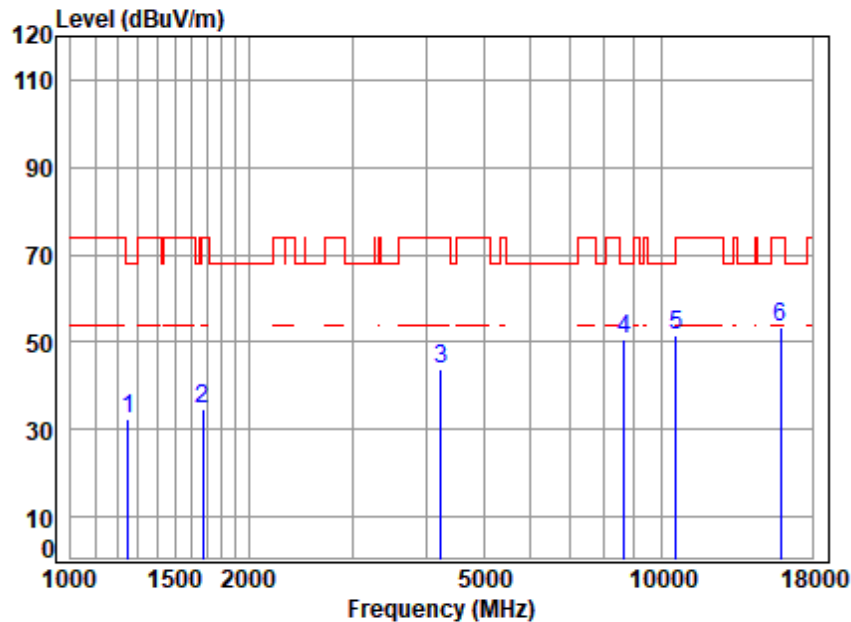


Site : chamber
Condition: 3m VERTICAL
Job No : 01989AT/01990AT
Mode : 5260 TX RSE
Note : 5G WIFI 11AC20

		Cable	Ant	Preamp	Read		Limit	Over	
	Freq	Loss	Factor	Factor	Level	Level	Line	Limit	Remark
	MHz	dB	dB/m	dB	dBuV	dBuV/m	dBuV/m	dB	
1	1293.359	3.74	24.67	37.43	44.36	35.34	68.20	-32.86	peak
2	1601.804	4.20	26.51	36.63	44.35	38.43	74.00	-35.57	peak
3	4086.182	6.84	32.97	34.39	38.33	43.75	74.00	-30.25	peak
4	8789.516	11.55	36.70	35.62	37.69	50.32	68.20	-17.88	peak
5	10520.000	12.77	37.52	35.80	37.00	51.49	68.20	-16.71	peak
6	15780.000	14.31	41.26	37.56	35.21	53.22	74.00	-20.78	peak



Test Mode: 09; Polarity: Horizontal; Modulation:802.11ac; Bandwidth:20MHz; Channel:middle

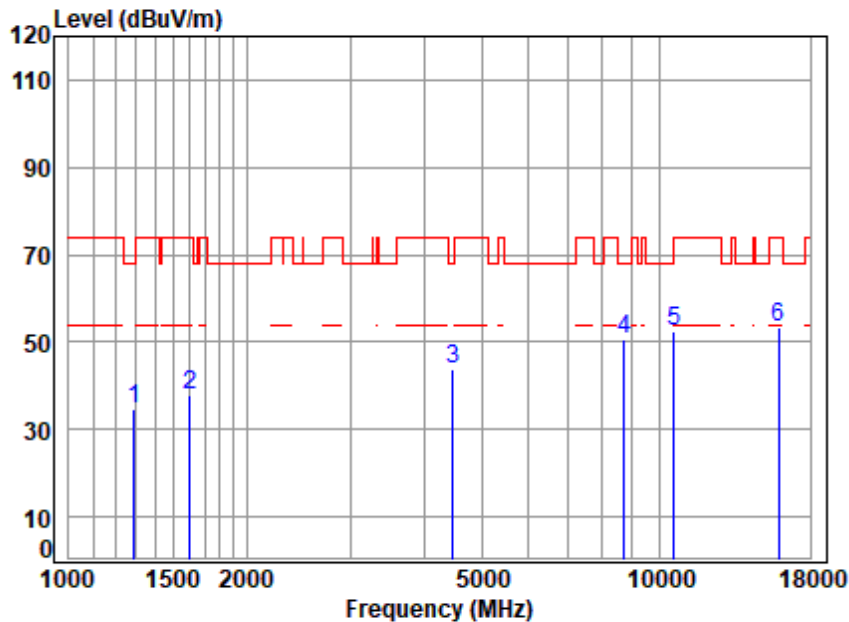


Site : chamber
 Condition: 3m HORIZONTAL
 Job No : 01989AT/01990AT
 Mode : 5300 TX RSE
 Note : 5G WIFI 11AC20

	Freq	Cable Loss	Ant Factor	Preamp Factor	Read Level	Level	Limit Line	Over Limit	Remark
	MHz	dB	dB/m	dB	dBuV	dBuV/m	dBuV/m	dB	
1	1249.269	3.67	24.50	37.56	41.59	32.20	68.20	-36.00	peak
2	1672.779	4.30	26.75	36.46	40.21	34.80	74.00	-39.20	peak
3	4230.396	6.94	33.52	34.49	37.86	43.83	74.00	-30.17	peak
4	8638.399	11.29	36.60	35.71	38.41	50.59	68.20	-17.61	peak
5	10600.000	12.80	37.60	35.84	36.83	51.39	68.20	-16.81	peak
6	15900.000	14.35	41.50	37.61	35.06	53.30	74.00	-20.70	peak



Test Mode: 09; Polarity: Vertical; Modulation:802.11ac; Bandwidth:20MHz; Channel:middle



Site : chamber
Condition: 3m VERTICAL
Job No : 01989AT/01990AT
Mode : 5300 TX RSE
Note : 5G WIFI 11AC20

	Freq	Cable Loss	Ant Factor	Preamp Factor	Read Level	Level	Limit Line	Over Limit	Remark
	MHz	dB	dB/m	dB	dBuV	dBuV/m	dBuV/m	dB	
1	1289.627	3.74	24.66	37.44	43.74	34.70	68.20	-33.50	peak
2	1601.804	4.20	26.51	36.63	43.61	37.69	74.00	-36.31	peak
3	4469.214	7.10	33.50	34.65	37.82	43.77	68.20	-24.43	peak
4	8713.630	11.42	36.70	35.66	37.96	50.42	68.20	-17.78	peak
5	10600.000	12.80	37.60	35.84	37.81	52.37	68.20	-15.83	peak
6	15900.000	14.35	41.50	37.61	35.27	53.51	74.00	-20.49	peak



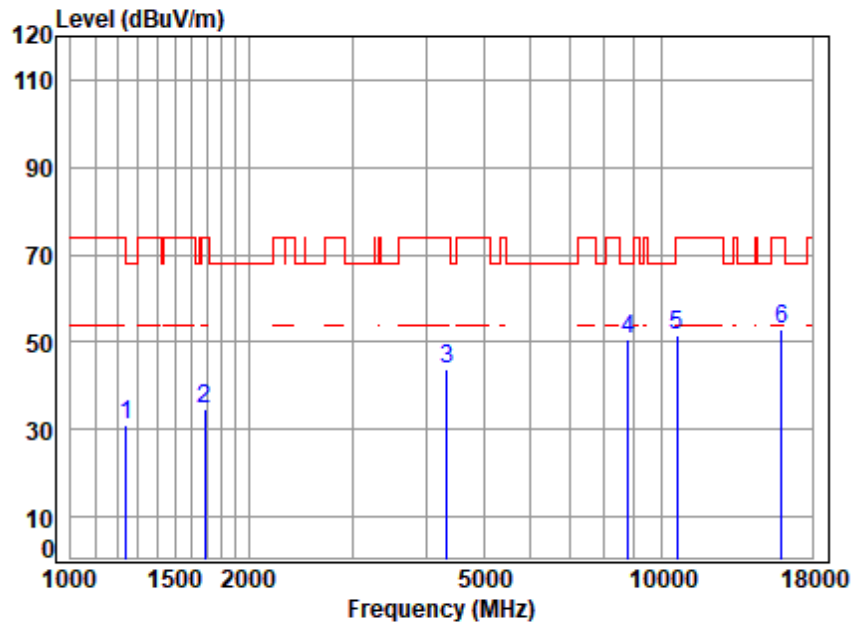
SGS-CSTC Standards Technical Services Co., Ltd. Shenzhen Branch

SZEMC-TRF-01 Rev. A/0 Aug01,2022

Report No.: SZCR230600198905

Page: 75 of 495

Test Mode: 09; Polarity: Horizontal; Modulation:802.11ac; Bandwidth:20MHz; Channel:High



Site : chamber
Condition: 3m HORIZONTAL
Job No : 01989AT/01990AT
Mode : 5320 TX RSE
Note : 5G WIFI 11AC20

		Cable	Ant	Preamp	Read		Limit	Over	
	Freq	Loss	Factor	Factor	Level	Level	Line	Limit	Remark
	MHz	dB	dB/m	dB	dBuV	dBuV/m	dBuV/m	dB	
1	1242.068	3.66	24.48	37.58	40.63	31.19	68.20	-37.01	peak
2	1687.347	4.31	26.77	36.43	40.02	34.67	74.00	-39.33	peak
3	4329.354	7.01	33.60	34.56	37.93	43.98	74.00	-30.02	peak
4 q	8789.516	11.55	36.70	35.62	38.05	50.68	68.20	-17.52	peak
5	10640.000	12.81	37.60	35.85	37.07	51.63	74.00	-22.37	peak
6	15960.000	14.37	41.56	37.63	34.61	52.91	74.00	-21.09	peak



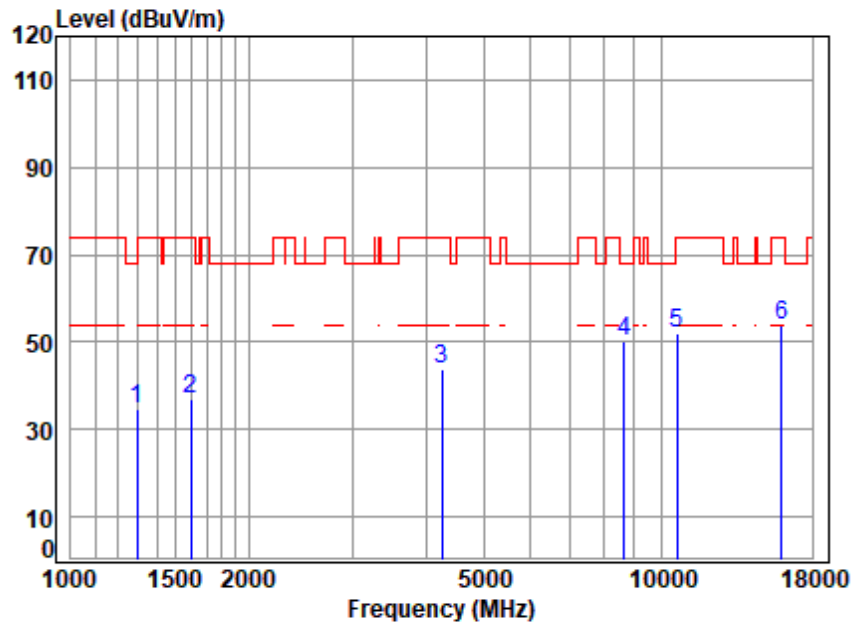
SGS-CSTC Standards Technical Services Co., Ltd.
Shenzhen Branch Inspection & Testing Laboratory

Unless otherwise agreed in writing, this document is issued by the Company subject to its General Conditions of Service printed overleaf, available on request or accessible at <https://www.sgs.com/en/Terms-and-Conditions>. Attention is drawn to the limitation of liability, indemnification and jurisdiction issues defined therein. Any holder of this document is advised that information contained hereon reflects the Company's findings at the time of its intervention only and within the limits of Client's instructions, if any. The Company's sole responsibility is to its Client and this document does not exonerate parties to a transaction from exercising all their rights and obligations under the transaction documents. This document cannot be reproduced except in full, without prior written approval of the Company. Any unauthorized alteration, forgery or falsification of the content or appearance of this document is unlawful and offenders may be prosecuted to the fullest extent of the law. Unless otherwise stated the results shown in this test report refer only to the sample(s) tested and such sample(s) are retained for 30 days only.

Attention: To check the authenticity of testing /inspection report & certificate, please contact us at telephone: (86-755) 8307 1443, or email: CN.Doccheck@sgs.com

No.1 Workshop, M-10, Middle Section, Science & Technology Park, Nanshan District, Shenzhen, Guangdong, China 518057 t (86-755) 26012053 f (86-755) 26710594 www.sgsgroup.com.cn
中国·广东·深圳市南山区科技园中区M-10栋1号厂房 邮编: 518057 t (86-755) 26012053 f (86-755) 26710594 sgs.china@sgs.com

Test Mode: 09; Polarity: Vertical; Modulation:802.11ac; Bandwidth:20MHz; Channel:High

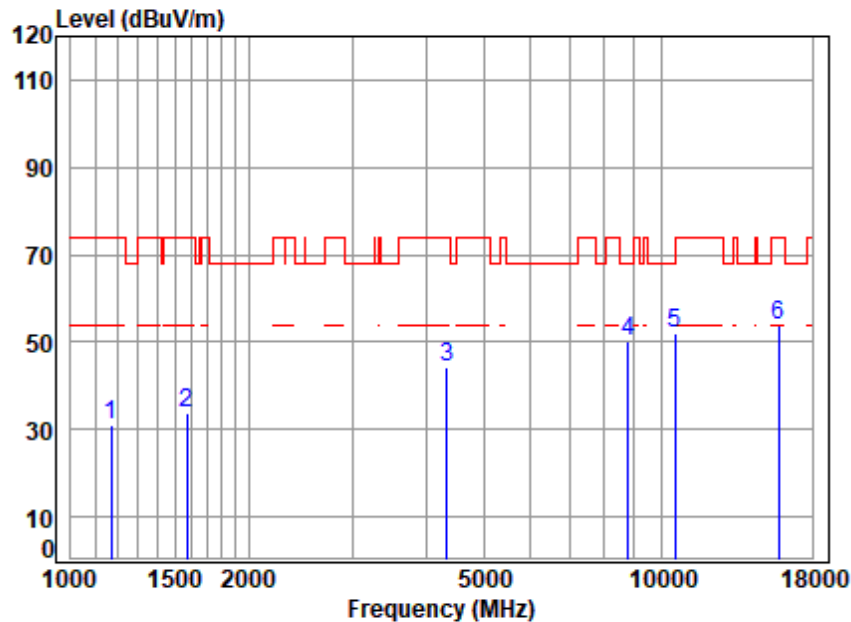


Site : chamber
Condition: 3m VERTICAL
Job No : 01989AT/01990AT
Mode : 5320 TX RSE
Note : 5G WIFI 11AC20

	Freq	Cable Loss	Ant Factor	Preamp Factor	Read Level	Level	Limit Line	Over Limit	Remark
	MHz	dB	dB/m	dB	dBuV	dBuV/m	dBuV/m	dB	
1	1293.359	3.74	24.67	37.43	43.60	34.58	68.20	-33.62	peak
2	1597.181	4.20	26.47	36.64	43.12	37.15	74.00	-36.85	peak
3	4242.641	6.95	33.57	34.50	37.64	43.66	74.00	-30.34	peak
4 q	8638.399	11.29	36.60	35.71	38.15	50.33	68.20	-17.87	peak
5	10640.000	12.81	37.60	35.85	37.62	52.18	74.00	-21.82	peak
6	15960.000	14.37	41.56	37.63	35.43	53.73	74.00	-20.27	peak



Test Mode: 09; Polarity: Horizontal; Modulation:802.11ac; Bandwidth:40MHz; Channel:Low

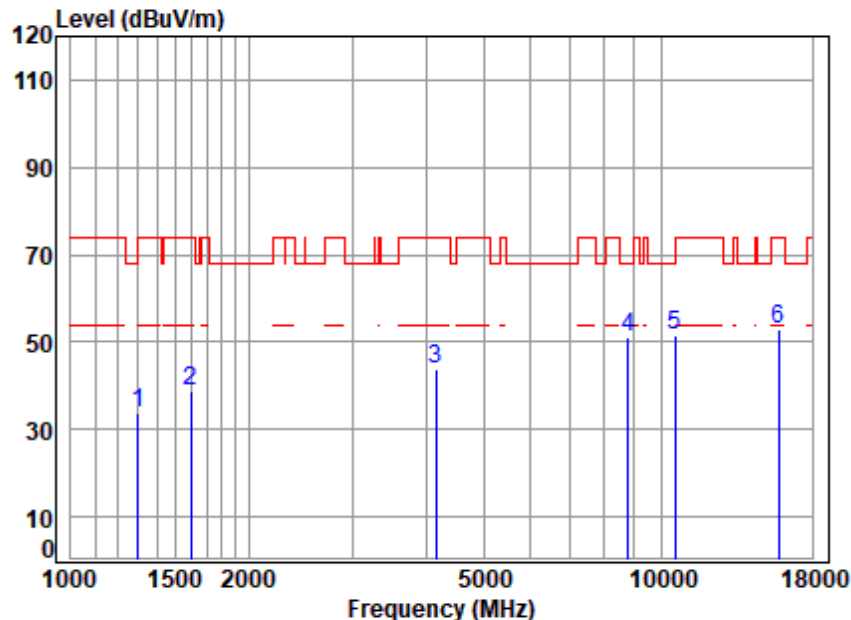


Site : chamber
Condition: 3m HORIZONTAL
Job No : 01989AT/01990AT
Mode : 5270 TX RSE
Note : 5G WIFI 11AC40

		Cable	Ant	Preamp	Read		Limit	Over	
	Freq	Loss	Factor	Factor	Level	Level	Line	Limit	Remark
	MHz	dB	dB/m	dB	dBuV	dBuV/m	dBuV/m	dB	
1	1172.303	3.53	24.29	37.80	41.06	31.08	74.00	-42.92	peak
2	1574.265	4.17	26.19	36.69	40.17	33.84	74.00	-40.16	peak
3	4329.354	7.01	33.60	34.56	38.37	44.42	74.00	-29.58	peak
4	8789.516	11.55	36.70	35.62	37.48	50.11	68.20	-18.09	peak
5	10540.000	12.78	37.54	35.81	37.64	52.15	68.20	-16.05	peak
6	15810.000	14.32	41.32	37.58	35.69	53.75	74.00	-20.25	peak



Test Mode: 09; Polarity: Vertical; Modulation:802.11ac; Bandwidth:40MHz; Channel:Low

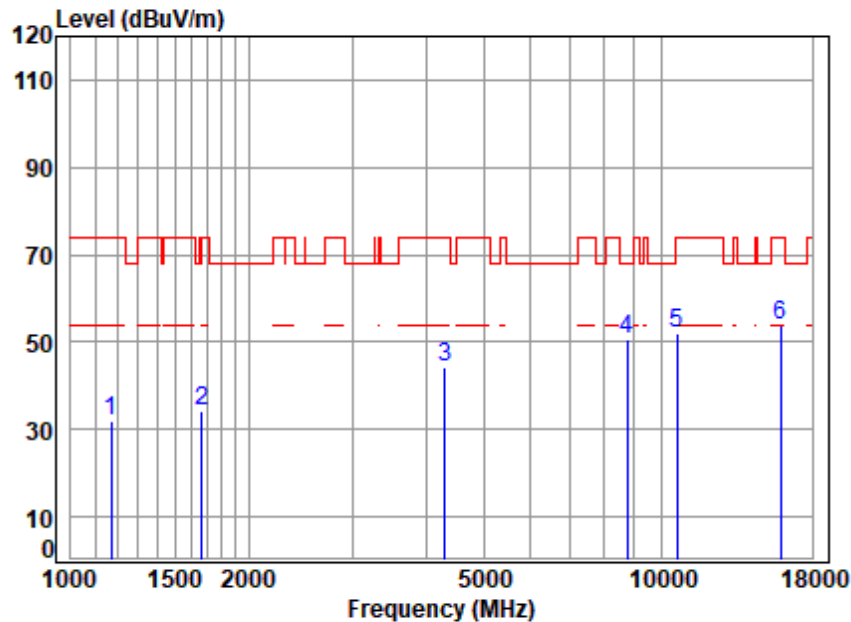


Site : chamber
Condition: 3m VERTICAL
Job No : 01989AT/01990AT
Mode : 5270 TX RSE
Note : 5G WIFI 11AC40

	Freq	Cable Loss	Ant Factor	Preamp Factor	Read Level	Level	Limit Line	Over Limit	Remark
	MHz	dB	dB/m	dB	dBuV	dBuV/m	dBuV/m	dB	
1	1300.858	3.76	24.70	37.41	42.78	33.83	74.00	-40.17	peak
2	1597.181	4.20	26.47	36.64	44.74	38.77	74.00	-35.23	peak
3	4157.664	6.89	33.15	34.44	38.41	44.01	74.00	-29.99	peak
4	8789.516	11.55	36.70	35.62	38.31	50.94	68.20	-17.26	peak
5	10540.000	12.78	37.54	35.81	37.22	51.73	68.20	-16.47	peak
6	15810.000	14.32	41.32	37.58	34.97	53.03	74.00	-20.97	peak



Test Mode: 09; Polarity: Horizontal; Modulation:802.11ac; Bandwidth:40MHz; Channel:High

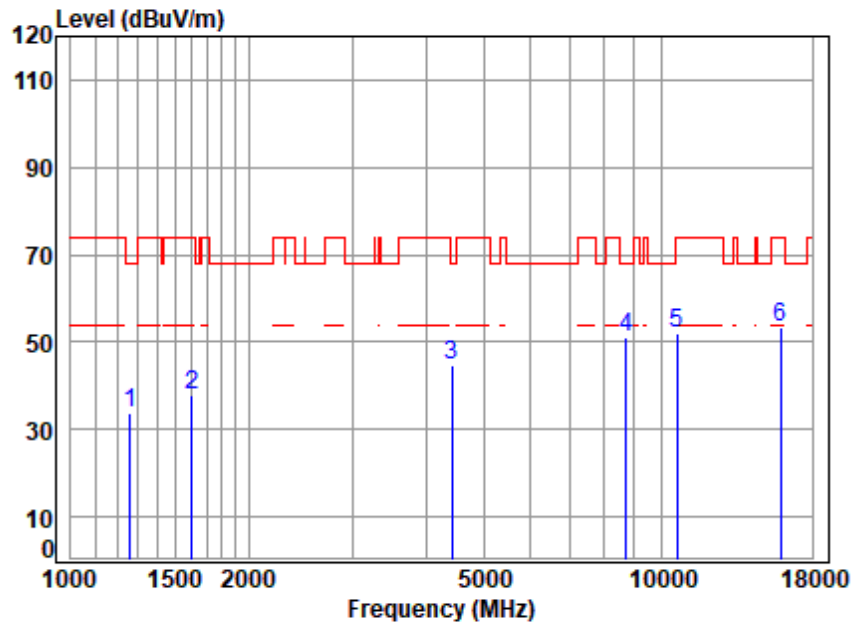


Site : chamber
 Condition: 3m HORIZONTAL
 Job No : 01989AT/01990AT
 Mode : 5310 TX RSE
 Note : 5G WIFI 11AC40

	Freq	Cable Loss	Ant Factor	Preamp Factor	Read Level	Level	Limit Line	Over Limit	Remark
	MHz	dB	dB/m	dB	dBuV	dBuV/m	dBuV/m	dB	
1	1168.920	3.53	24.28	37.81	42.14	32.14	74.00	-41.86	peak
2	1667.951	4.29	26.74	36.47	39.73	34.29	74.00	-39.71	peak
3	4304.400	6.99	33.60	34.54	38.19	44.24	74.00	-29.76	peak
4 q	8764.146	11.51	36.70	35.63	37.90	50.48	68.20	-17.72	peak
5	10620.000	12.80	37.60	35.85	37.47	52.02	74.00	-21.98	peak
6	15930.000	14.36	41.53	37.62	35.49	53.76	74.00	-20.24	peak



Test Mode: 09; Polarity: Vertical; Modulation:802.11ac; Bandwidth:40MHz; Channel:High

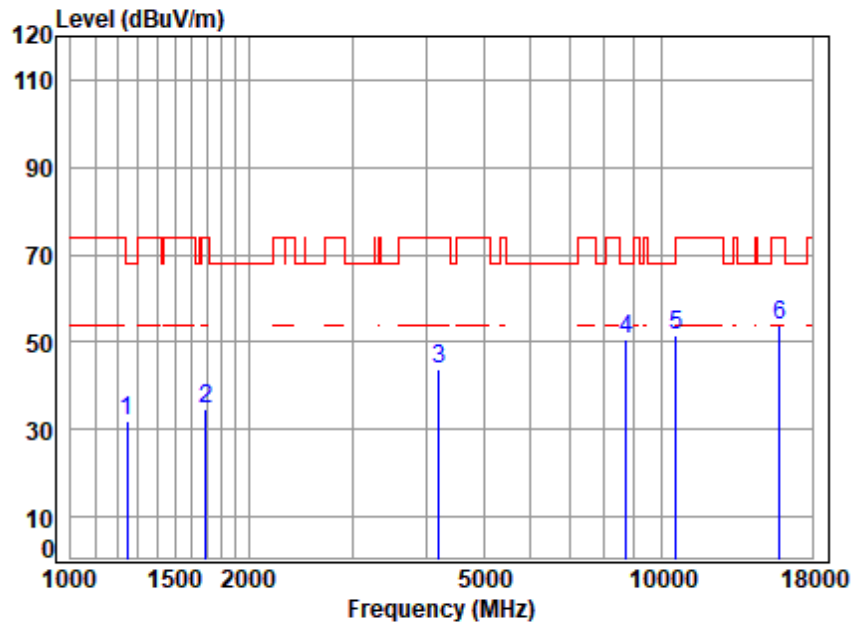


Site : chamber
Condition: 3m VERTICAL
Job No : 01989AT/01990AT
Mode : 5310 TX RSE
Note : 5G WIFI 11AC40

	Freq	Cable Loss	Ant Factor	Preamp Factor	Read Level	Level	Limit Line	Over Limit	Remark
	MHz	dB	dB/m	dB	dBuV	dBuV/m	dBuV/m	dB	
1	1260.149	3.69	24.54	37.53	43.28	33.98	68.20	-34.22	peak
2	1601.804	4.20	26.51	36.63	43.80	37.88	74.00	-36.12	peak
3	4417.841	7.07	33.50	34.62	38.82	44.77	68.20	-23.43	peak
4 q	8713.630	11.42	36.70	35.66	38.55	51.01	68.20	-17.19	peak
5	10620.000	12.80	37.60	35.85	37.37	51.92	74.00	-22.08	peak
6	15930.000	14.36	41.53	37.62	35.26	53.53	74.00	-20.47	peak



Test Mode: 09; Polarity: Horizontal; Modulation:802.11ac; Bandwidth:80MHz; Channel:middle

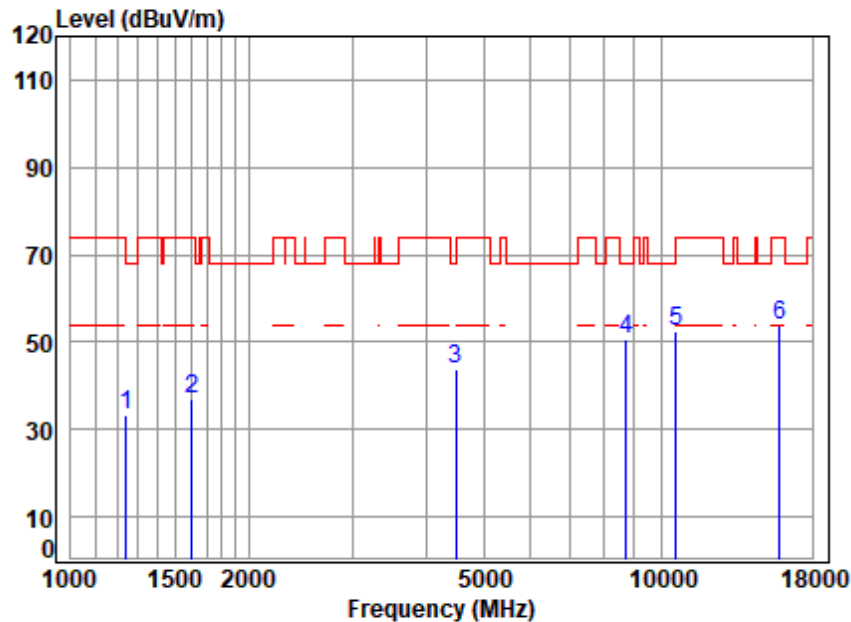


Site : chamber
Condition: 3m HORIZONTAL
Job No : 01989AT/01990AT
Mode : 5290 TX RSE
Note : 5G WIFI 11AC80

	Freq	Cable Loss	Ant Factor	Preamp Factor	Read Level	Level	Limit Line	Over Limit	Remark
	MHz	dB	dB/m	dB	dBuV	dBuV/m	dBuV/m	dB	
1	1245.663	3.66	24.49	37.57	41.29	31.87	68.20	-36.33	peak
2	1692.231	4.32	26.78	36.42	40.11	34.79	74.00	-39.21	peak
3	4206.011	6.93	33.42	34.48	38.03	43.90	74.00	-30.10	peak
4	8713.630	11.42	36.70	35.66	38.20	50.66	68.20	-17.54	peak
5	10580.000	12.79	37.58	35.83	37.10	51.64	68.20	-16.56	peak
6	15870.000	14.34	41.44	37.60	35.60	53.78	74.00	-20.22	peak



Test Mode: 09; Polarity: Vertical; Modulation:802.11ac; Bandwidth:80MHz; Channel:middle



Site : chamber
Condition: 3m VERTICAL
Job No : 01989AT/01990AT
Mode : 5290 TX RSE
Note : 5G WIFI 11AC80

	Freq	Cable Loss	Ant Factor	Preamp Factor	Read Level	Level	Limit Line	Over Limit	Remark
	MHz	dB	dB/m	dB	dBuV	dBuV/m	dBuV/m	dB	
1	1242.068	3.66	24.48	37.58	42.95	33.51	68.20	-34.69	peak
2	1601.804	4.20	26.51	36.63	43.01	37.09	74.00	-36.91	peak
3	4482.150	7.11	33.50	34.66	37.83	43.78	68.20	-24.42	peak
4	8713.630	11.42	36.70	35.66	38.16	50.62	68.20	-17.58	peak
5	10580.000	12.79	37.58	35.83	38.12	52.66	68.20	-15.54	peak
6	15870.000	14.34	41.44	37.60	35.81	53.99	74.00	-20.01	peak



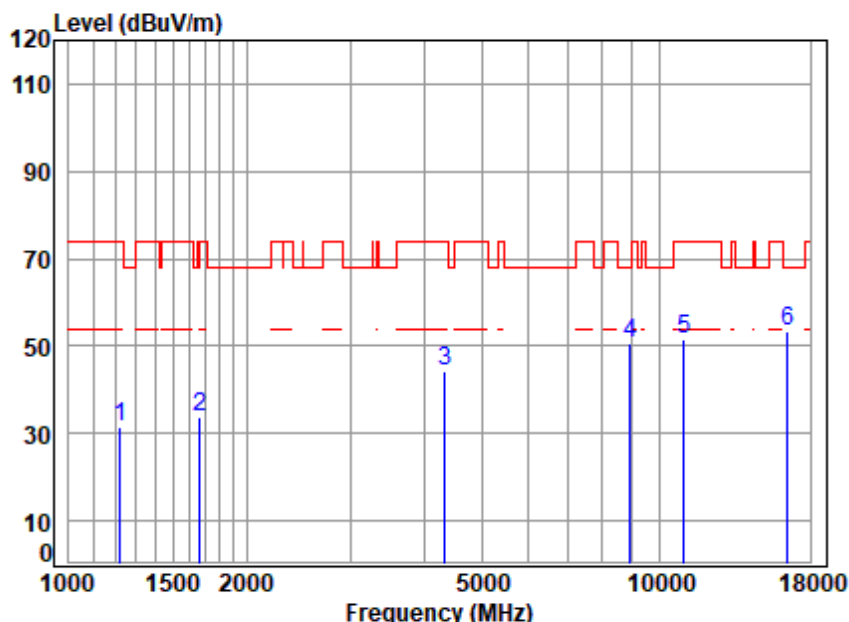
SGS-CSTC Standards Technical Services Co., Ltd. Shenzhen Branch

SZEMC-TRF-01 Rev. A/0 Aug01,2022

Report No.: SZCR230600198905

Page: 83 of 495

Test Mode: 10; Polarity: Horizontal; Modulation:802.11ac; Bandwidth:20MHz; Channel:Low



Site : chamber
 Condition: 3m HORIZONTAL
 Job No : 01989AT/01990AT
 Mode : 5500 TX RSE
 Note : 5G WIFI 11AC20

	Freq	Cable Loss	Ant Factor	Preamp Factor	Read Level	Level	Limit	Over	Remark
	MHz	dB	dB/m	dB	dBuV	dBuV/m	dBuV/m	dB	
1	1224.247	3.62	24.45	37.64	40.93	31.36	74.00	-42.64	peak
2	1667.951	4.29	26.74	36.47	39.38	33.94	74.00	-40.06	peak
3	4341.886	7.02	33.60	34.57	38.30	44.35	74.00	-29.65	peak
4	8917.462	11.78	36.70	35.55	37.84	50.77	68.20	-17.43	peak
5	11000.000	12.90	37.70	36.00	37.11	51.71	74.00	-22.29	peak
6	16500.000	14.47	42.40	37.56	34.23	53.54	68.20	-14.66	peak

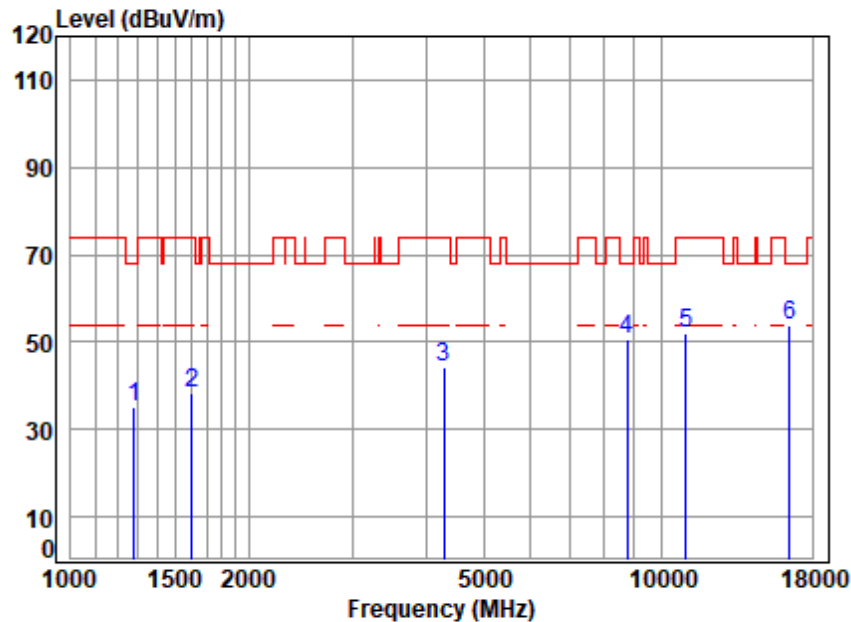


SGS-CSTC Standards Technical Services Co., Ltd.
 Shenzhen Branch Inspection & Testing Laboratory

Unless otherwise agreed in writing, this document is issued by the Company subject to its General Conditions of Service printed overleaf, available on request or accessible at <https://www.sgs.com/en/Terms-and-Conditions>. Attention is drawn to the limitation of liability, indemnification and jurisdiction issues defined therein. Any holder of this document is advised that information contained hereon reflects the Company's findings at the time of its intervention only and within the limits of Client's instructions, if any. The Company's sole responsibility is to its Client and this document does not exonerate parties to a transaction from exercising all their rights and obligations under the transaction documents. This document cannot be reproduced except in full, without prior written approval of the Company. Any unauthorized alteration, forgery or falsification of the content or appearance of this document is unlawful and offenders may be prosecuted to the fullest extent of the law. Unless otherwise stated the results shown in this test report refer only to the sample(s) tested and such sample(s) are retained for 30 days only.

Attention: To check the authenticity of testing /inspection report & certificate, please contact us at telephone: (86-755) 8307 1443, or email: CN.Doccheck@sgs.com
 No.1 Workshop, M-10, Middle Section, Science & Technology Park, Nanshan District, Shenzhen, Guangdong, China 518057 t (86-755) 26012053 f (86-755) 26710594 www.sgs.com.cn
 中国·广东·深圳市南山区科技园中区M-10栋1号厂房 邮编: 518057 t (86-755) 26012053 f (86-755) 26710594 sgs.china@sgs.com

Test Mode: 10; Polarity: Vertical; Modulation:802.11ac; Bandwidth:20MHz; Channel:Low

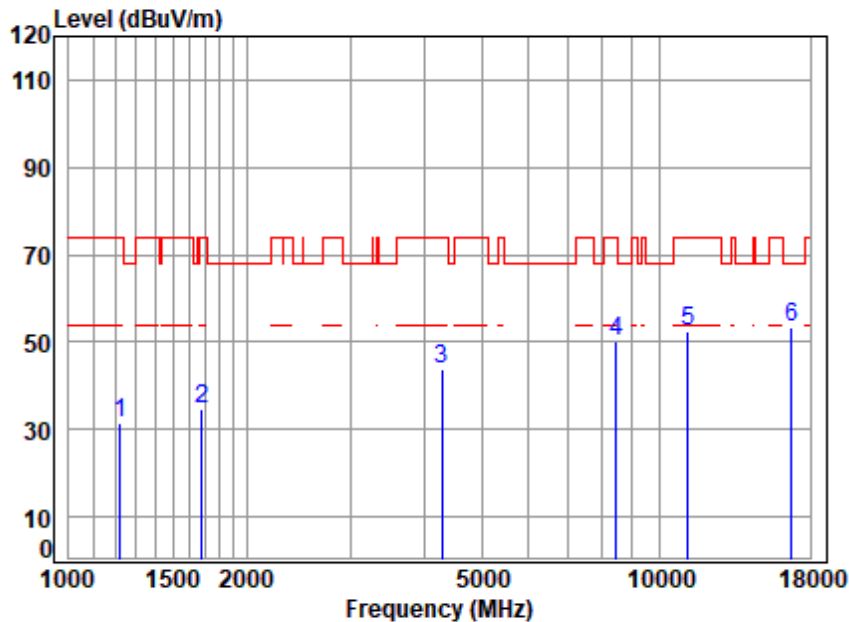


Site : chamber
 Condition: 3m VERTICAL
 Job No : 01989AT/01990AT
 Mode : 5500 TX RSE
 Note : 5G WIFI 11AC20

	Freq	Cable Loss	Ant Factor	Preamp Factor	Read Level	Level	Limit	Over	Remark
	MHz	dB	dB/m	dB	dBuV	dBuV/m	dBuV/m	dB	
1	1278.492	3.72	24.61	37.47	44.13	34.99	68.20	-33.21	peak
2	1601.804	4.20	26.51	36.63	44.04	38.12	74.00	-35.88	peak
3	4291.977	6.99	33.60	34.54	38.39	44.44	74.00	-29.56	peak
4	8738.852	11.47	36.70	35.65	38.05	50.57	68.20	-17.63	peak
5	11000.000	12.90	37.70	36.00	37.46	52.06	74.00	-21.94	peak
6	16500.000	14.47	42.40	37.56	34.31	53.62	68.20	-14.58	peak



Test Mode: 10; Polarity: Horizontal; Modulation:802.11ac; Bandwidth:20MHz; Channel:middle

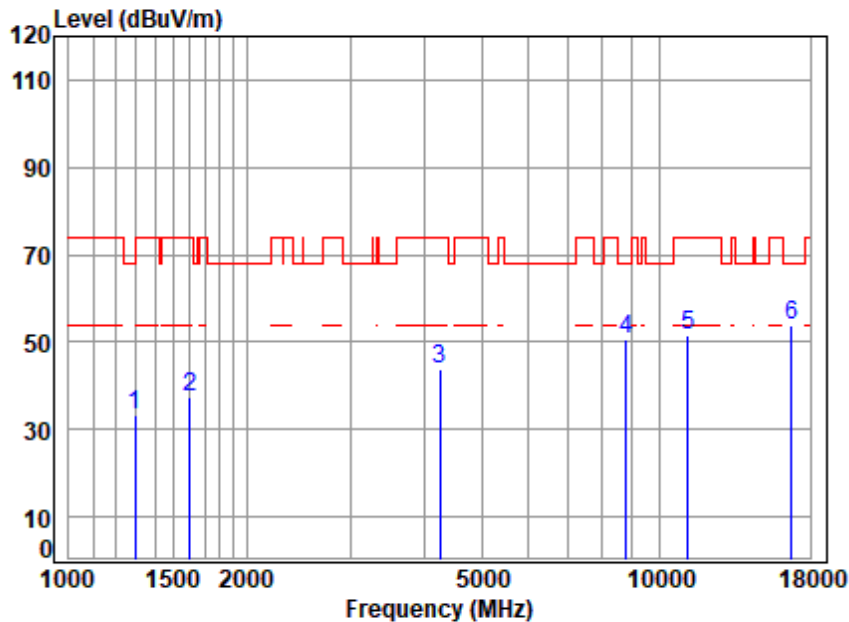


Site : chamber
Condition: 3m HORIZONTAL
Job No : 01989AT/01990AT
Mode : 5580 TX RSE
Note : 5G WIFI 11AC20

	Freq	Cable Loss	Ant Factor	Preamp Factor	Read Level	Level	Limit Line	Over Limit	Remark
	MHz	dB	dB/m	dB	dBuV	dBuV/m	dBuV/m	dB	
1	1224.247	3.62	24.45	37.64	40.91	31.34	74.00	-42.66	peak
2	1682.477	4.31	26.77	36.44	40.17	34.81	74.00	-39.19	peak
3	4279.589	6.98	33.60	34.53	37.77	43.82	74.00	-30.18	peak
4	8440.945	10.93	36.40	35.82	38.76	50.27	74.00	-23.73	peak
5	11160.000	12.93	37.80	36.10	37.88	52.51	74.00	-21.49	peak
6	16740.000	14.51	42.80	37.52	33.82	53.61	68.20	-14.59	peak



Test Mode: 10; Polarity: Vertical; Modulation:802.11ac; Bandwidth:20MHz; Channel:middle

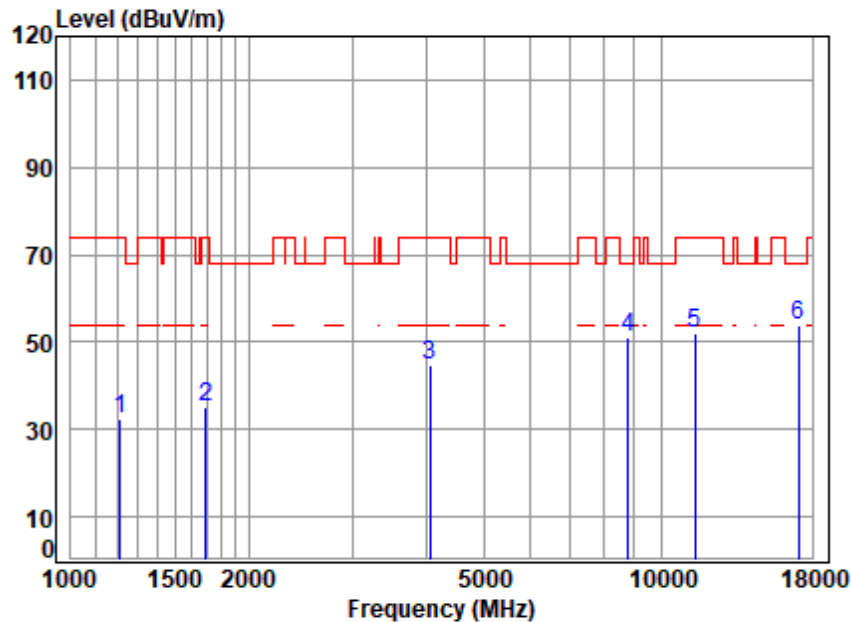


Site : chamber
Condition: 3m VERTICAL
Job No : 01989AT/01990AT
Mode : 5580 TX RSE
Note : 5G WIFI 11AC20

	Freq	Cable Loss	Ant Factor	Preamp Factor	Read Level	Level	Limit	Over	Remark
	MHz	dB	dB/m	dB	dBuV	dBuV/m	dBuV/m	dB	
1	1293.359	3.74	24.67	37.43	42.52	33.50	68.20	-34.70	peak
2	1601.804	4.20	26.51	36.63	43.16	37.24	74.00	-36.76	peak
3	4254.921	6.96	33.60	34.51	37.76	43.81	74.00	-30.19	peak
4	8789.516	11.55	36.70	35.62	37.95	50.58	68.20	-17.62	peak
5	11160.000	12.93	37.80	36.10	36.98	51.61	74.00	-22.39	peak
6	16740.000	14.51	42.80	37.52	33.84	53.63	68.20	-14.57	peak



Test Mode: 10; Polarity: Horizontal; Modulation:802.11ac; Bandwidth:20MHz; Channel:High

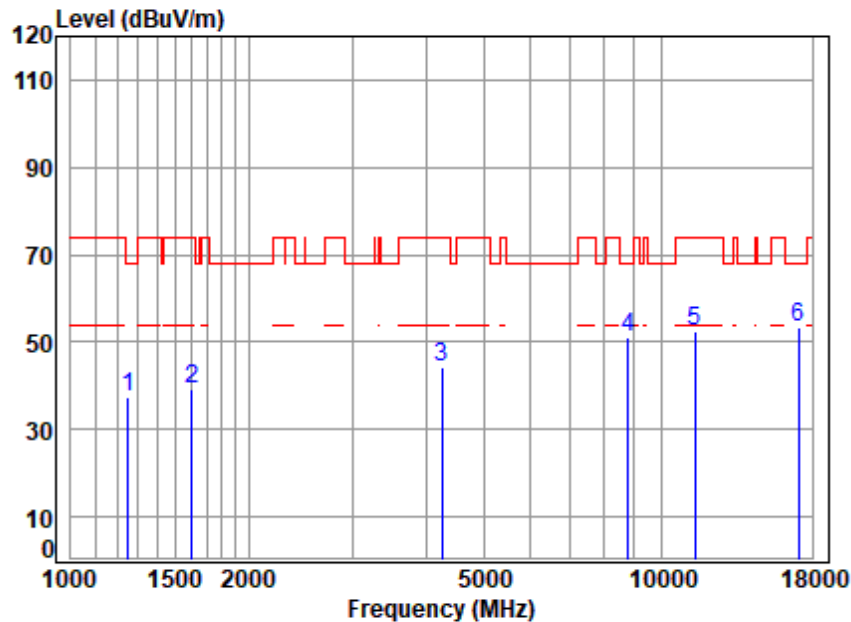


Site : chamber
Condition: 3m HORIZONTAL
Job No : 01989AT/01990AT
Mode : 5700 TX RSE
Note : 5G WIFI 11AC20

	Freq	Cable Loss	Ant Factor	Preamp Factor	Read Level	Level	Limit	Over	Remark
	MHz	dB	dB/m	dB	dBuV	dBuV/m	dBuV/m	dB	
1	1213.677	3.61	24.43	37.67	42.04	32.41	74.00	-41.59	peak
2	1692.231	4.32	26.78	36.42	40.51	35.19	74.00	-38.81	peak
3	4062.629	6.83	32.93	34.38	39.56	44.94	74.00	-29.06	peak
4	8789.516	11.55	36.70	35.62	38.31	50.94	68.20	-17.26	peak
5	11400.000	12.98	37.90	36.24	37.40	52.04	74.00	-21.96	peak
6	17100.000	14.62	43.10	37.47	33.44	53.69	68.20	-14.51	peak



Test Mode: 10; Polarity: Vertical; Modulation:802.11ac; Bandwidth:20MHz; Channel:High

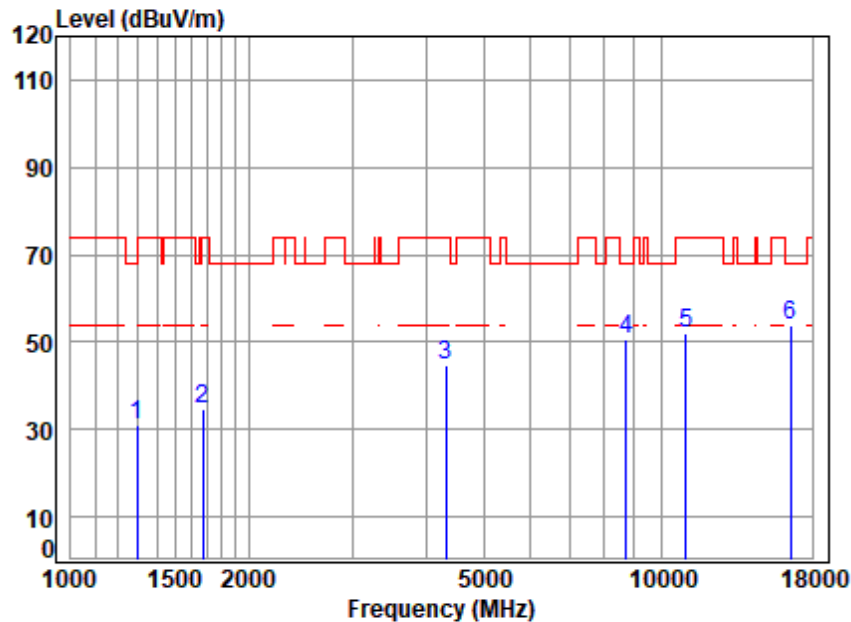


Site : chamber
 Condition: 3m VERTICAL
 Job No : 01989AT/01990AT
 Mode : 5700 TX RSE
 Note : 5G WIFI 11AC20

	Freq	Cable Loss	Ant Factor	Preamp Factor	Read Level	Level	Limit Line	Over Limit	Remark
	MHz	dB	dB/m	dB	dBuV	dBuV/m	dBuV/m	dB	
1	1252.885	3.67	24.51	37.55	46.99	37.62	68.20	-30.58	peak
2	1601.804	4.20	26.51	36.63	45.16	39.24	74.00	-34.76	peak
3	4242.641	6.95	33.57	34.50	38.19	44.21	74.00	-29.79	peak
4	8789.516	11.55	36.70	35.62	38.32	50.95	68.20	-17.25	peak
5	11400.000	12.98	37.90	36.24	37.62	52.26	74.00	-21.74	peak
6	17100.000	14.62	43.10	37.47	33.18	53.43	68.20	-14.77	peak



Test Mode: 10; Polarity: Horizontal; Modulation:802.11ac; Bandwidth:40MHz; Channel:Low

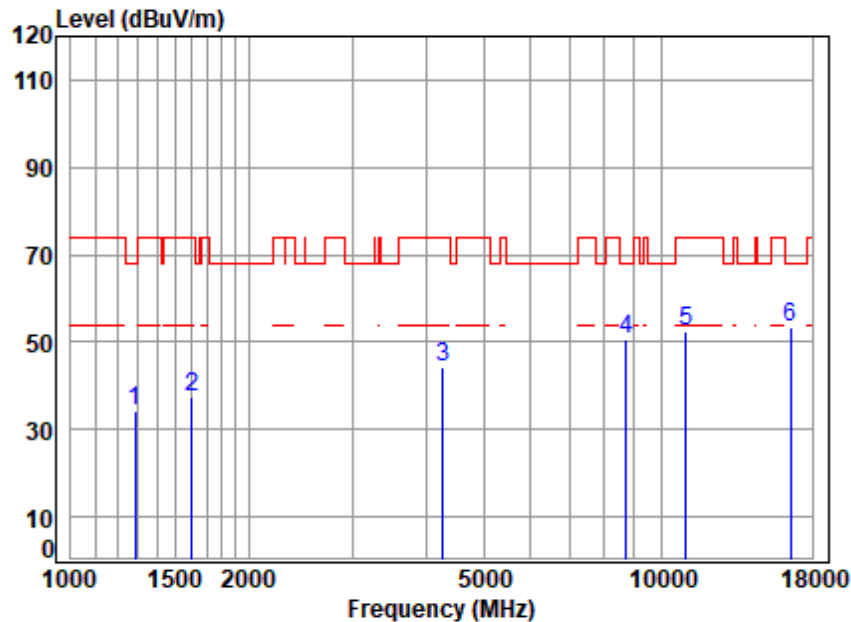


Site : chamber
Condition: 3m HORIZONTAL
Job No : 01989AT/01990AT
Mode : 5510 TX RSE
Note : 5G WIFI 11AC40

	Freq	Cable Loss	Ant Factor	Preamp Factor	Read Level	Level	Limit	Over	Remark
	MHz	dB	dB/m	dB	dBuV	dBuV/m	dBuV/m	dB	
1	1297.103	3.75	24.69	37.42	40.02	31.04	68.20	-37.16	peak
2	1672.779	4.30	26.75	36.46	39.99	34.58	74.00	-39.42	peak
3	4316.859	7.00	33.60	34.55	38.81	44.86	74.00	-29.14	peak
4	8713.630	11.42	36.70	35.66	38.24	50.70	68.20	-17.50	peak
5	11020.000	12.90	37.72	36.01	37.61	52.22	74.00	-21.78	peak
6	16530.000	14.48	42.43	37.56	34.35	53.70	68.20	-14.50	peak



Test Mode: 10; Polarity: Vertical; Modulation:802.11ac; Bandwidth:40MHz; Channel:Low



Site : chamber
Condition: 3m VERTICAL
Job No : 01989AT/01990AT
Mode : 5510 TX RSE
Note : 5G WIFI 11AC40

	Freq	Cable Loss	Ant Factor	Preamp Factor	Read Level	Level	Limit Line	Over Limit	Remark
	MHz	dB	dB/m	dB	dBuV	dBuV/m	dBuV/m	dB	
1	1285.904	3.73	24.64	37.45	43.27	34.19	68.20	-34.01	peak
2	1601.804	4.20	26.51	36.63	43.15	37.23	74.00	-36.77	peak
3	4267.237	6.97	33.60	34.52	38.22	44.27	74.00	-29.73	peak
4	8713.630	11.42	36.70	35.66	38.22	50.68	68.20	-17.52	peak
5	11020.000	12.90	37.72	36.01	37.78	52.39	74.00	-21.61	peak
6	16530.000	14.48	42.43	37.56	34.14	53.49	68.20	-14.71	peak



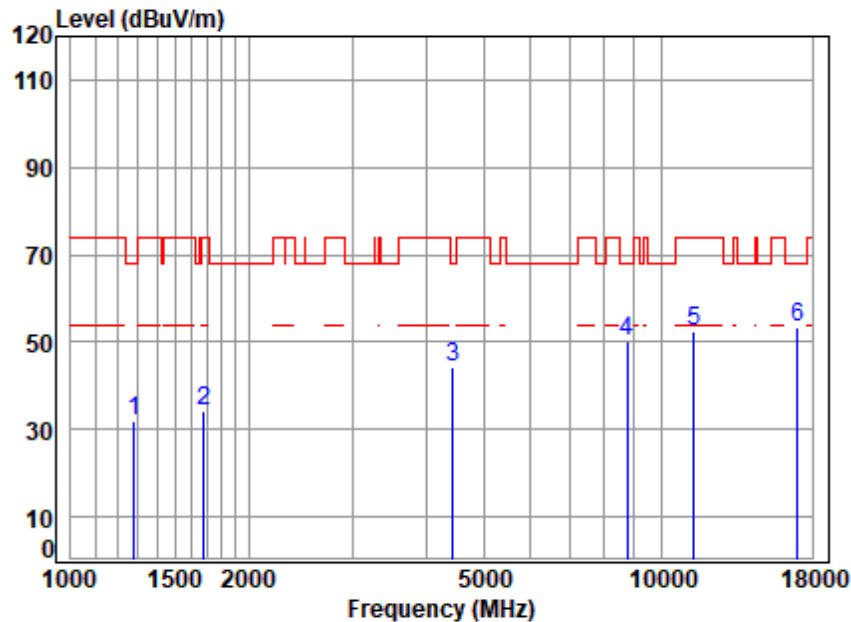
SGS-CSTC Standards Technical Services Co., Ltd. Shenzhen Branch

SZEMC-TRF-01 Rev. A/0 Aug01,2022

Report No.: SZCR230600198905

Page: 91 of 495

Test Mode: 10; Polarity: Horizontal; Modulation:802.11ac; Bandwidth:40MHz; Channel:High



Site : chamber
 Condition: 3m HORIZONTAL
 Job No : 01989AT/01990AT
 Mode : 5670 TX RSE
 Note : 5G WIFI 11AC40

	Freq	Cable Loss	Ant Factor	Preamp Factor	Read Level	Level	Limit	Over Limit	Remark
	MHz	dB	dB/m	dB	dBuV	dBuV/m	dBuV/m	dB	
1	1278.492	3.72	24.61	37.47	41.00	31.86	68.20	-36.34	peak
2	1677.621	4.30	26.76	36.45	39.41	34.02	74.00	-39.98	peak
3	4443.453	7.09	33.50	34.64	38.24	44.19	68.20	-24.01	peak
4	8764.146	11.51	36.70	35.63	37.80	50.38	68.20	-17.82	peak
5	11340.000	12.97	37.84	36.20	37.88	52.49	74.00	-21.51	peak
6	17010.000	14.57	42.92	37.48	33.35	53.36	68.20	-14.84	peak

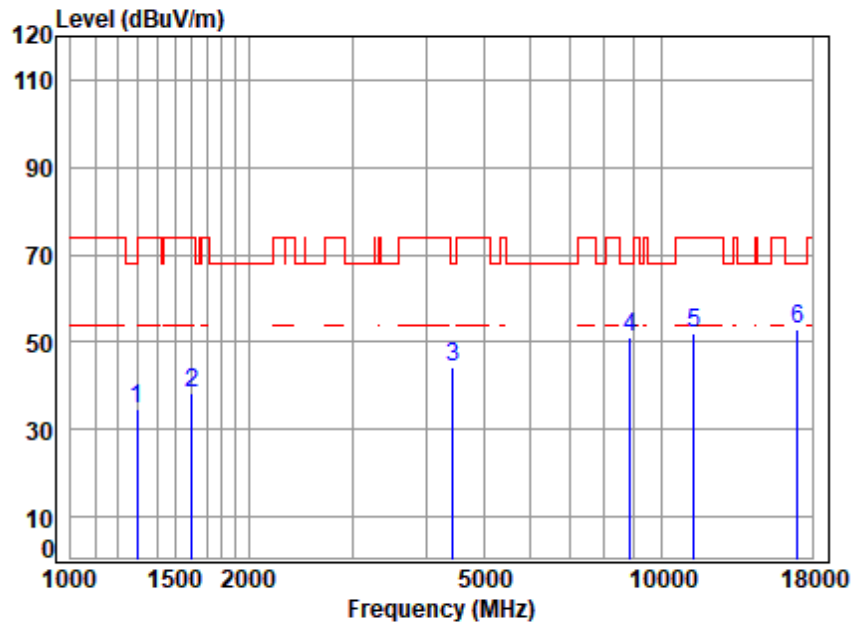


SGS-CSTC Standards Technical Services Co., Ltd.
 Shenzhen Branch Inspection & Testing Laboratory

Unless otherwise agreed in writing, this document is issued by the Company subject to its General Conditions of Service printed overleaf, available on request or accessible at <https://www.sgs.com/en/Terms-and-Conditions>. Attention is drawn to the limitation of liability, indemnification and jurisdiction issues defined therein. Any holder of this document is advised that information contained hereon reflects the Company's findings at the time of its intervention only and within the limits of Client's instructions, if any. The Company's sole responsibility is to its Client and this document does not exonerate parties to a transaction from exercising all their rights and obligations under the transaction documents. This document cannot be reproduced except in full, without prior written approval of the Company. Any unauthorized alteration, forgery or falsification of the content or appearance of this document is unlawful and offenders may be prosecuted to the fullest extent of the law. Unless otherwise stated the results shown in this test report refer only to the sample(s) tested and such sample(s) are retained for 30 days only.

Attention: To check the authenticity of testing /inspection report & certificate, please contact us at telephone: (86-755) 8307 1443, or email: CN.Doccheck@sgs.com
 No.1 Workshop, M-10, Middle Section, Science & Technology Park, Nanshan District, Shenzhen, Guangdong, China 518057 t (86-755) 26012053 f (86-755) 26710594 www.sgs.com.cn
 中国·广东·深圳市南山区科技园中区M-10栋1号厂房 邮编: 518057 t (86-755) 26012053 f (86-755) 26710594 sgs.china@sgs.com

Test Mode: 10; Polarity: Vertical; Modulation:802.11ac; Bandwidth:40MHz; Channel:High

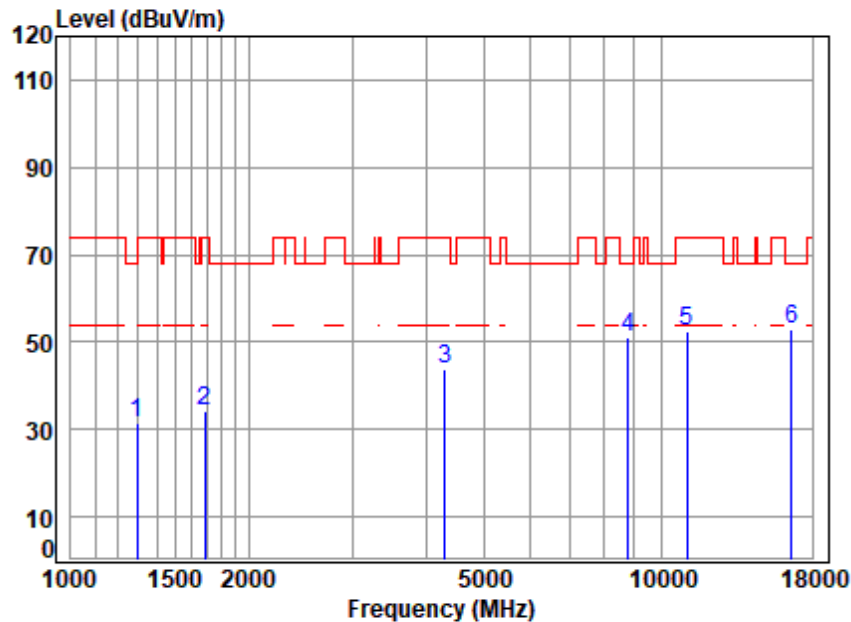


Site : chamber
Condition: 3m VERTICAL
Job No : 01989AT/01990AT
Mode : 5670 TX RSE
Note : 5G WIFI 11AC40

		Cable	Ant	Preamp	Read		Limit	Over	
	Freq	Loss	Factor	Factor	Level	Level	Line	Limit	Remark
	MHz	dB	dB/m	dB	dBuV	dBuV/m	dBuV/m	dB	
1	1293.359	3.74	24.67	37.43	43.70	34.68	68.20	-33.52	peak
2	1601.804	4.20	26.51	36.63	44.34	38.42	74.00	-35.58	peak
3	4443.453	7.09	33.50	34.64	38.29	44.24	68.20	-23.96	peak
4	8840.473	11.64	36.70	35.59	38.34	51.09	68.20	-17.11	peak
5	11340.000	12.97	37.84	36.20	37.50	52.11	74.00	-21.89	peak
6	q17010.000	14.57	42.92	37.48	33.07	53.08	68.20	-15.12	peak



Test Mode: 10; Polarity: Horizontal; Modulation:802.11ac; Bandwidth:80MHz; Channel:Low

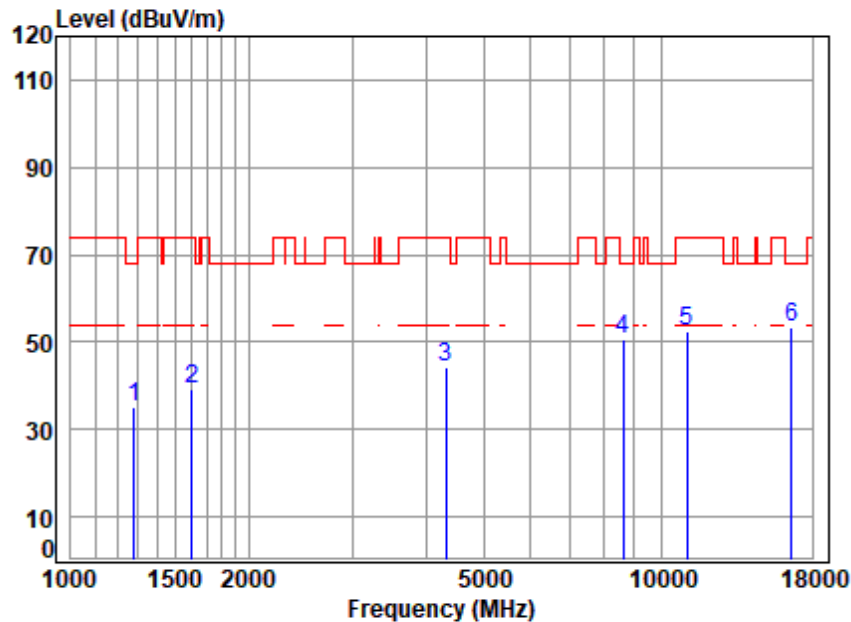


Site : chamber
 Condition: 3m HORIZONTAL
 Job No : 01989AT/01990AT
 Mode : 5530 TX RSE
 Note : 5G WIFI 11AC80

	Freq	Cable Loss	Ant Factor	Preamp Factor	Read Level	Level	Limit Line	Over Limit	Remark
	MHz	dB	dB/m	dB	dBuV	dBuV/m	dBuV/m	dB	
1	1293.359	3.74	24.67	37.43	40.38	31.36	68.20	-36.84	peak
2	1687.347	4.31	26.77	36.43	39.43	34.08	74.00	-39.92	peak
3	4304.400	6.99	33.60	34.54	37.95	44.00	74.00	-30.00	peak
4	8789.516	11.55	36.70	35.62	38.37	51.00	68.20	-17.20	peak
5	11060.000	12.91	37.76	36.04	37.67	52.30	74.00	-21.70	peak
6	16590.000	14.49	42.49	37.55	33.70	53.13	68.20	-15.07	peak



Test Mode: 10; Polarity: Vertical; Modulation:802.11ac; Bandwidth:80MHz; Channel:Low

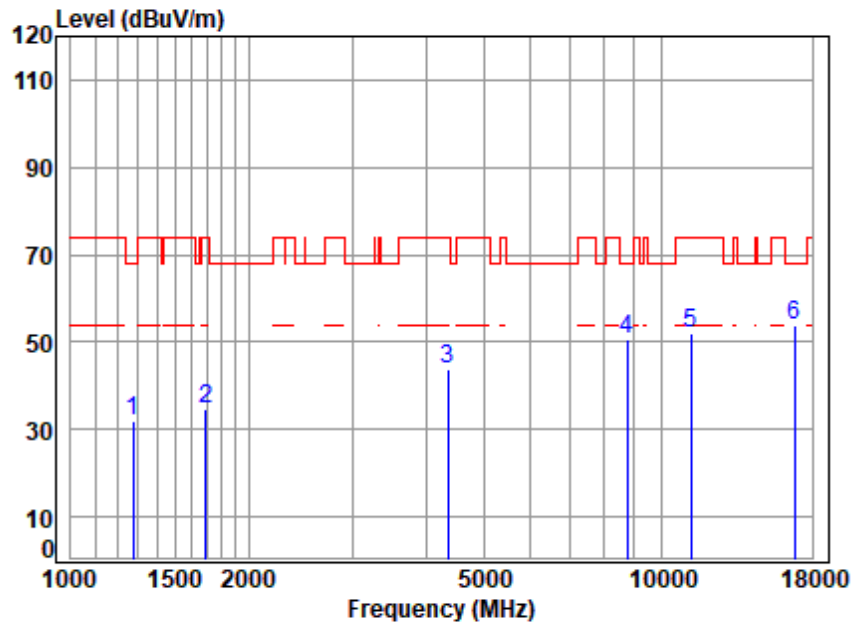


Site : chamber
Condition: 3m VERTICAL
Job No : 01989AT/01990AT
Mode : 5530 TX RSE
Note : 5G WIFI 11AC80

		Cable	Ant	Preamp	Read		Limit	Over	
	Freq	Loss	Factor	Factor	Level	Level	Line	Limit	Remark
	MHz	dB	dB/m	dB	dBuV	dBuV/m	dBuV/m	dB	
1	1282.193	3.72	24.63	37.46	44.23	35.12	68.20	-33.08	peak
2	1601.804	4.20	26.51	36.63	45.01	39.09	74.00	-34.91	peak
3	4316.859	7.00	33.60	34.55	38.43	44.48	74.00	-29.52	peak
4	8613.468	11.24	36.60	35.72	38.51	50.63	68.20	-17.57	peak
5	11060.000	12.91	37.76	36.04	37.83	52.46	74.00	-21.54	peak
6	16590.000	14.49	42.49	37.55	34.03	53.46	68.20	-14.74	peak



Test Mode: 10; Polarity: Horizontal; Modulation:802.11ac; Bandwidth:80MHz; Channel:High

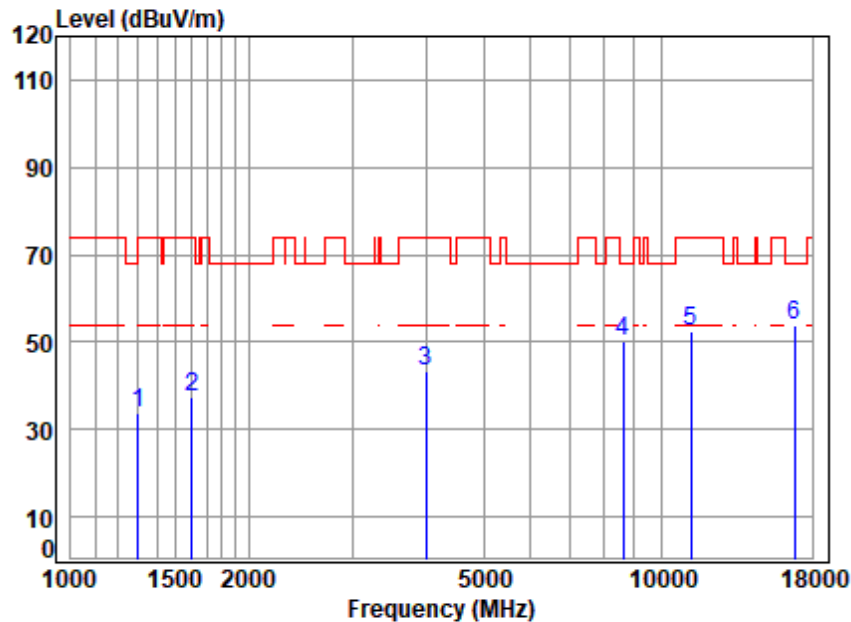


Site : chamber
Condition: 3m HORIZONTAL
Job No : 01989AT/01990AT
Mode : 5610 TX RSE
Note : 5G WIFI 11AC80

	Freq	Cable Loss	Ant Factor	Preamp Factor	Read Level	Level	Limit Line	Over Limit	Remark
	MHz	dB	dB/m	dB	dBuV	dBuV/m	dBuV/m	dB	
1	1274.802	3.71	24.60	37.49	40.92	31.74	68.20	-36.46	peak
2	1692.231	4.32	26.78	36.42	40.03	34.71	74.00	-39.29	peak
3	4354.454	7.03	33.59	34.58	37.95	43.99	74.00	-30.01	peak
4	8738.852	11.47	36.70	35.65	38.14	50.66	68.20	-17.54	peak
5	11220.000	12.94	37.80	36.13	37.25	51.86	74.00	-22.14	peak
6	q16830.000	14.53	42.77	37.51	33.83	53.62	68.20	-14.58	peak



Test Mode: 10; Polarity: Vertical; Modulation:802.11ac; Bandwidth:80MHz; Channel:High

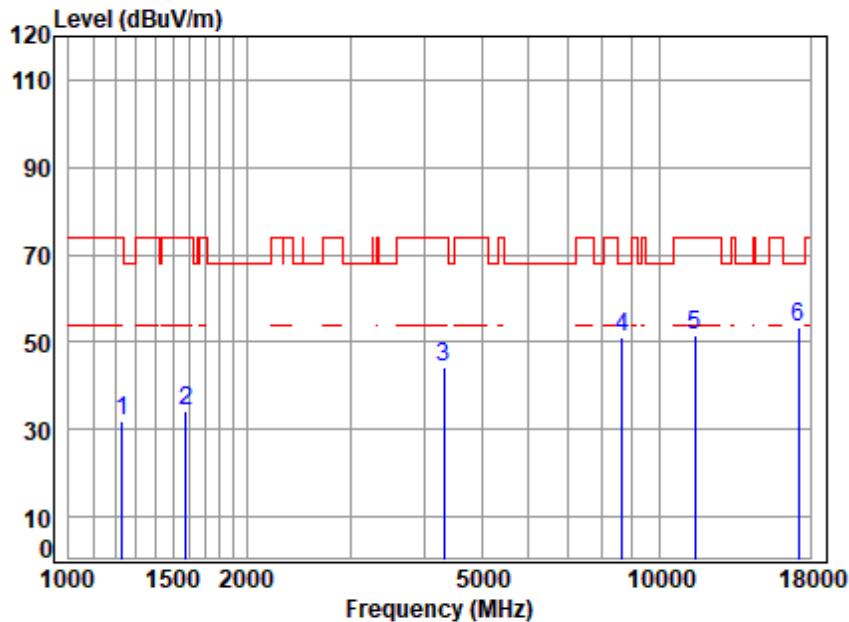


Site : chamber
Condition: 3m VERTICAL
Job No : 01989AT/01990AT
Mode : 5610 TX RSE
Note : 5G WIFI 11AC80

	Freq	Cable Loss	Ant Factor	Preamp Factor	Read Level	Level	Limit Line	Over Limit	Remark
	MHz	dB	dB/m	dB	dBuV	dBuV/m	dBuV/m	dB	
1	1300.858	3.76	24.70	37.41	42.93	33.98	74.00	-40.02	peak
2	1601.804	4.20	26.51	36.63	43.33	37.41	74.00	-36.59	peak
3	3992.781	6.77	32.69	34.34	38.18	43.30	74.00	-30.70	peak
4	8613.468	11.24	36.60	35.72	37.97	50.09	68.20	-18.11	peak
5	11220.000	12.94	37.80	36.13	37.95	52.56	74.00	-21.44	peak
6	q16830.000	14.53	42.77	37.51	33.95	53.74	68.20	-14.46	peak



Test Mode: 11; Polarity: Horizontal; Modulation:802.11ac; Bandwidth:20MHz; Channel:Low

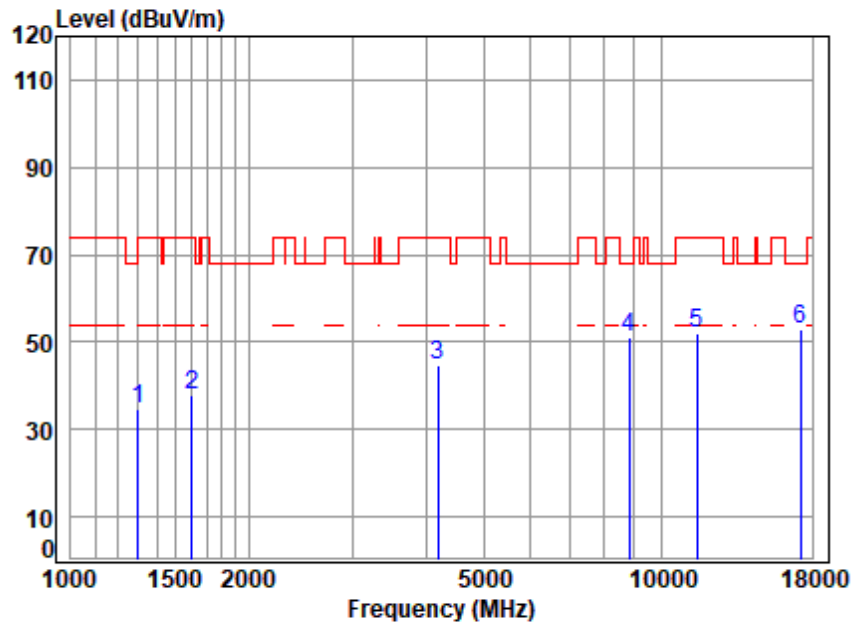


Site : chamber
Condition: 3m HORIZONTAL
Job No : 01989AT/01990AT
Mode : 5745 TX RSE
Note : 5G WIFI 11AC20

	Freq	Cable Loss	Ant Factor	Preamp Factor	Read Level	Level	Limit Line	Over Limit	Remark
	MHz	dB	dB/m	dB	dBuV	dBuV/m	dBuV/m	dB	
1	1231.345	3.64	24.46	37.62	41.63	32.11	74.00	-41.89	peak
2	1578.822	4.17	26.25	36.68	40.57	34.31	74.00	-39.69	peak
3	4316.859	7.00	33.60	34.55	38.27	44.32	74.00	-29.68	peak
4	8663.404	11.33	36.63	35.69	38.78	51.05	68.20	-17.15	peak
5	11490.000	13.00	37.99	36.29	37.08	51.78	74.00	-22.22	peak
6	17235.000	14.70	43.34	37.46	32.84	53.42	68.20	-14.78	peak



Test Mode: 11; Polarity: Vertical; Modulation:802.11ac; Bandwidth:20MHz; Channel:Low

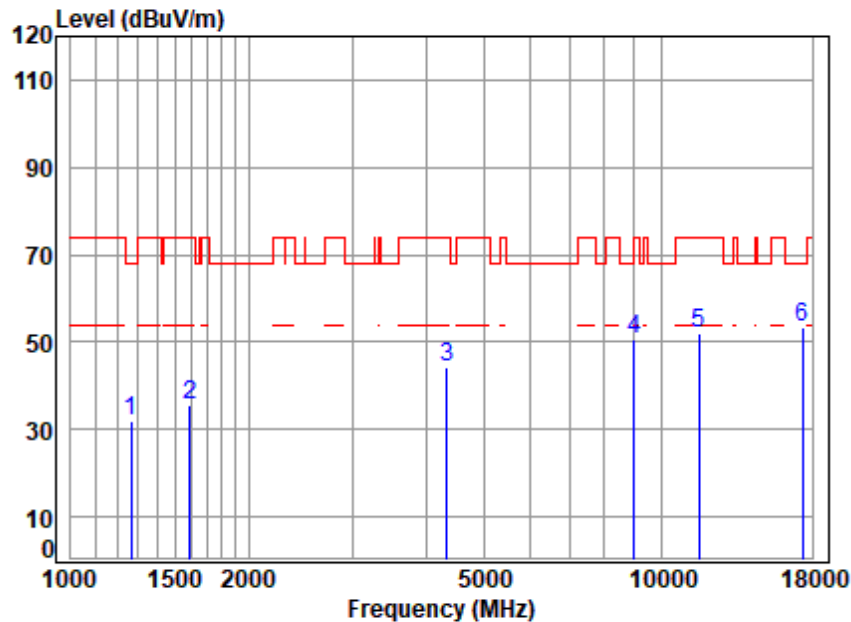


Site : chamber
Condition: 3m VERTICAL
Job No : 01989AT/01990AT
Mode : 5745 TX RSE
Note : 5G WIFI 11AC20

	Freq	Cable Loss	Ant Factor	Preamp Factor	Read Level	Level	Limit	Over	Remark
	MHz	dB	dB/m	dB	dBuV	dBuV/m	dBuV/m	dB	
1	1300.858	3.76	24.70	37.41	43.61	34.66	74.00	-39.34	peak
2	1601.804	4.20	26.51	36.63	43.88	37.96	74.00	-36.04	peak
3	4181.768	6.91	33.29	34.46	38.85	44.59	74.00	-29.41	peak
4	8814.957	11.60	36.70	35.60	38.21	50.91	68.20	-17.29	peak
5	11490.000	13.00	37.99	36.29	37.44	52.14	74.00	-21.86	peak
6	17235.000	14.70	43.34	37.46	32.50	53.08	68.20	-15.12	peak



Test Mode: 11; Polarity: Horizontal; Modulation:802.11ac; Bandwidth:20MHz; Channel:middle



Site : chamber
Condition: 3m HORIZONTAL
Job No : 01989AT/01990AT
Mode : 5785 TX RSE
Note : 5G WIFI 11AC20

	Freq	Cable Loss	Ant Factor	Preamp Factor	Read Level	Level	Limit	Over	Remark
	MHz	dB	dB/m	dB	dBuV	dBuV/m	dBuV/m	dB	
1	1267.454	3.70	24.57	37.51	41.04	31.80	68.20	-36.40	peak
2	1592.571	4.19	26.41	36.65	41.50	35.45	74.00	-38.55	peak
3	4341.886	7.02	33.60	34.57	38.01	44.06	74.00	-29.94	peak
4	8995.123	11.91	36.70	35.50	37.46	50.57	68.20	-17.63	peak
5	11570.000	13.01	38.00	36.34	37.22	51.89	74.00	-22.11	peak
6	17355.000	14.77	43.46	37.45	32.56	53.34	68.20	-14.86	peak



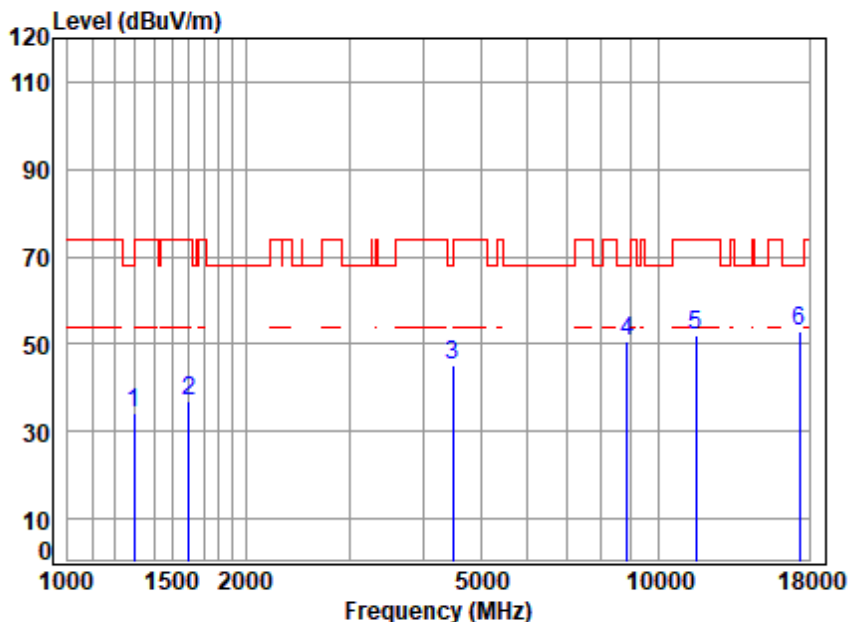
SGS-CSTC Standards Technical Services Co., Ltd. Shenzhen Branch

SZEMC-TRF-01 Rev. A/0 Aug01,2022

Report No.: SZCR230600198905

Page: 100 of 495

Test Mode: 11; Polarity: Vertical; Modulation:802.11ac; Bandwidth:20MHz; Channel:middle



Site : chamber
Condition: 3m VERTICAL
Job No : 01989AT/01990AT
Mode : 5785 TX RSE
Note : 5G WIFI 11AC20

	Freq	Cable Loss	Ant Factor	Preamp Factor	Read Level	Level	Limit Line	Over Limit	Remark
	MHz	dB	dB/m	dB	dBuV	dBuV/m	dBuV/m	dB	
1	1297.103	3.75	24.69	37.42	43.04	34.06	68.20	-34.14	peak
2	1601.804	4.20	26.51	36.63	43.02	37.10	74.00	-36.90	peak
3	4495.125	7.12	33.50	34.67	39.43	45.38	68.20	-22.82	peak
4	8866.062	11.69	36.70	35.58	37.96	50.77	68.20	-17.43	peak
5	11570.000	13.01	38.00	36.34	37.54	52.21	74.00	-21.79	peak
6	17355.000	14.77	43.46	37.45	32.22	53.00	68.20	-15.20	peak



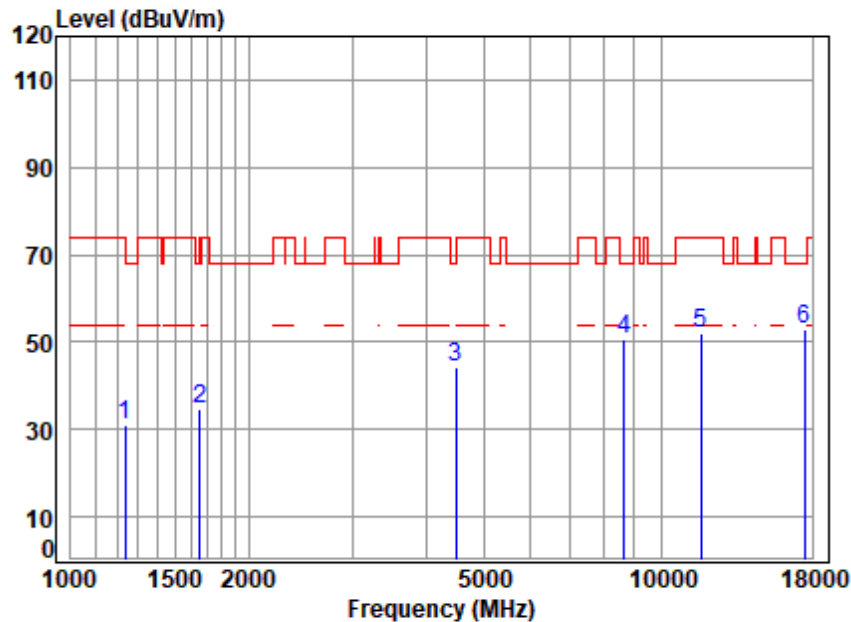
SGS-CSTC Standards Technical Services Co., Ltd.
Shenzhen Branch Inspection & Testing Laboratory

Unless otherwise agreed in writing, this document is issued by the Company subject to its General Conditions of Service printed overleaf, available on request or accessible at <https://www.sgs.com/en/Terms-and-Conditions>. Attention is drawn to the limitation of liability, indemnification and jurisdiction issues defined therein. Any holder of this document is advised that information contained hereon reflects the Company's findings at the time of its intervention only and within the limits of Client's instructions, if any. The Company's sole responsibility is to its Client and this document does not exonerate parties to a transaction from exercising all their rights and obligations under the transaction documents. This document cannot be reproduced except in full, without prior written approval of the Company. Any unauthorized alteration, forgery or falsification of the content or appearance of this document is unlawful and offenders may be prosecuted to the fullest extent of the law. Unless otherwise stated the results shown in this test report refer only to the sample(s) tested and such sample(s) are retained for 30 days only.

Attention: To check the authenticity of testing /inspection report & certificate, please contact us at telephone: (86-755) 8307 1443, or email: CN.Doccheck@sgs.com

No.1 Workshop, M-10, Middle Section, Science & Technology Park, Nanshan District, Shenzhen, Guangdong, China 518057 t (86-755) 26012053 f (86-755) 26710594 www.sgsgroup.com.cn
中国·广东·深圳市南山区科技园中区M-10栋1号厂房 邮编: 518057 t (86-755) 26012053 f (86-755) 26710594 sgs.china@sgs.com

Test Mode: 11; Polarity: Horizontal; Modulation:802.11ac; Bandwidth:20MHz; Channel:High



Site : chamber
Condition: 3m HORIZONTAL
Job No : 01989AT/01990AT
Mode : 5825 TX RSE
Note : 5G WIFI 11AC20

		Cable	Ant	Preamp	Read		Limit	Over	
	Freq	Loss	Factor	Factor	Level	Level	Line	Limit	Remark
	MHz	dB	dB/m	dB	dBuV	dBuV/m	dBuV/m	dB	
1	1234.909	3.64	24.47	37.61	40.73	31.23	74.00	-42.77	peak
2	1653.550	4.27	26.71	36.51	40.17	34.64	68.20	-33.56	peak
3	4495.125	7.12	33.50	34.67	38.44	44.39	68.20	-23.81	peak
4	8638.399	11.29	36.60	35.71	38.29	50.47	68.20	-17.73	peak
5	11650.000	13.03	38.00	36.38	37.51	52.16	74.00	-21.84	peak
6	17475.000	14.84	43.58	37.44	32.14	53.12	68.20	-15.08	peak



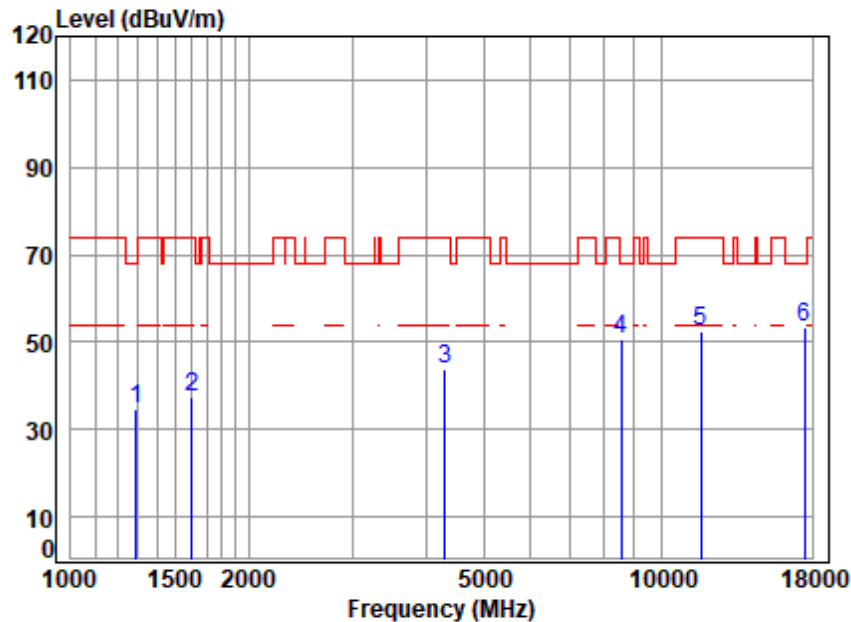
SGS-CSTC Standards Technical Services Co., Ltd. Shenzhen Branch

SZEMC-TRF-01 Rev. A/0 Aug01,2022

Report No.: SZCR230600198905

Page: 102 of 495

Test Mode: 11; Polarity: Vertical; Modulation:802.11ac; Bandwidth:20MHz; Channel:High



Site : chamber
Condition: 3m VERTICAL
Job No : 01989AT/01990AT
Mode : 5825 TX RSE
Note : 5G WIFI 11AC20

	Freq	Cable Loss	Ant Factor	Preamp Factor	Read Level	Level	Limit	Over	Remark
	MHz	dB	dB/m	dB	dBuV	dBuV/m	dBuV/m	dB	
1	1289.627	3.74	24.66	37.44	43.51	34.47	68.20	-33.73	peak
2	1601.804	4.20	26.51	36.63	43.13	37.21	74.00	-36.79	peak
3	4304.400	6.99	33.60	34.54	37.68	43.73	74.00	-30.27	peak
4	8539.102	11.11	36.50	35.76	38.92	50.77	68.20	-17.43	peak
5	11650.000	13.03	38.00	36.38	38.02	52.67	74.00	-21.33	peak
6	17475.000	14.84	43.58	37.44	32.41	53.39	68.20	-14.81	peak



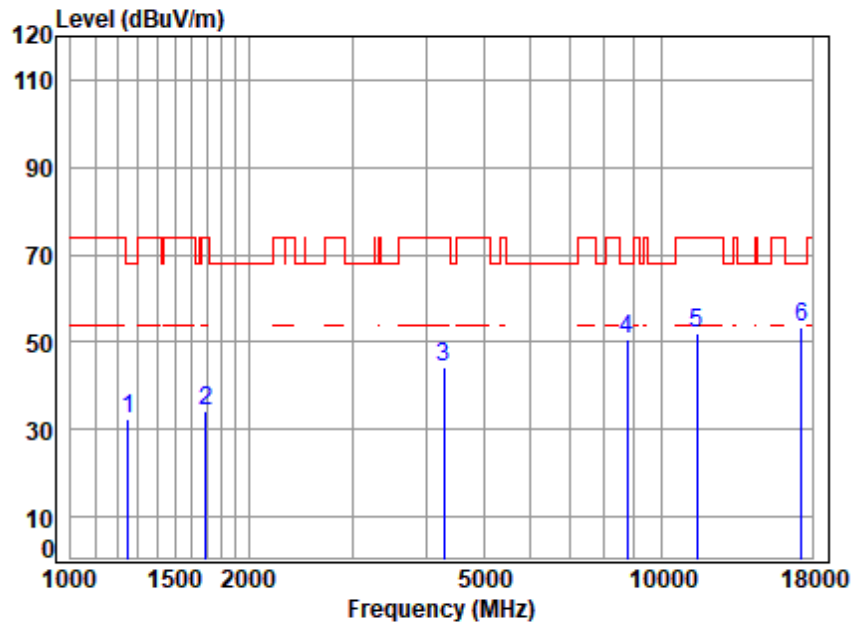
SGS-CSTC Standards Technical Services Co., Ltd.
Shenzhen Branch Inspection & Testing Laboratory

Unless otherwise agreed in writing, this document is issued by the Company subject to its General Conditions of Service printed overleaf, available on request or accessible at <https://www.sgs.com/en/Terms-and-Conditions>. Attention is drawn to the limitation of liability, indemnification and jurisdiction issues defined therein. Any holder of this document is advised that information contained hereon reflects the Company's findings at the time of its intervention only and within the limits of Client's instructions, if any. The Company's sole responsibility is to its Client and this document does not exonerate parties to a transaction from exercising all their rights and obligations under the transaction documents. This document cannot be reproduced except in full, without prior written approval of the Company. Any unauthorized alteration, forgery or falsification of the content or appearance of this document is unlawful and offenders may be prosecuted to the fullest extent of the law. Unless otherwise stated the results shown in this test report refer only to the sample(s) tested and such sample(s) are retained for 30 days only.

Attention: To check the authenticity of testing / inspection report & certificate, please contact us at telephone: (86-755) 8307 1443, or email: CN.Doccheck@sgs.com

No.1 Workshop, M-10, Middle Section, Science & Technology Park, Nanshan District, Shenzhen, Guangdong, China 518057 t (86-755) 26012053 f (86-755) 26710594 www.sgs.com.cn
中国·广东·深圳市南山区科技园中区M-10栋1号厂房 邮编: 518057 t (86-755) 26012053 f (86-755) 26710594 sgs.china@sgs.com

Test Mode: 11; Polarity: Horizontal; Modulation:802.11ac; Bandwidth:40MHz; Channel:Low



Site : chamber
Condition: 3m HORIZONTAL
Job No : 01989AT/01990AT
Mode : 5755 TX RSE
Note : 5G WIFI 11AC40

	Freq	Cable Loss	Ant Factor	Preamp Factor	Read Level	Level	Limit	Over	Remark
	MHz	dB	dB/m	dB	dBuV	dBuV/m	dBuV/m	dB	
1	1252.885	3.67	24.51	37.55	41.58	32.21	68.20	-35.99	peak
2	1692.231	4.32	26.78	36.42	39.57	34.25	74.00	-39.75	peak
3	4291.977	6.99	33.60	34.54	38.22	44.27	74.00	-29.73	peak
4	8764.146	11.51	36.70	35.63	37.92	50.50	68.20	-17.70	peak
5	11510.000	13.00	38.00	36.30	37.18	51.88	74.00	-22.12	peak
6	17265.000	14.72	43.37	37.46	32.84	53.47	68.20	-14.73	peak



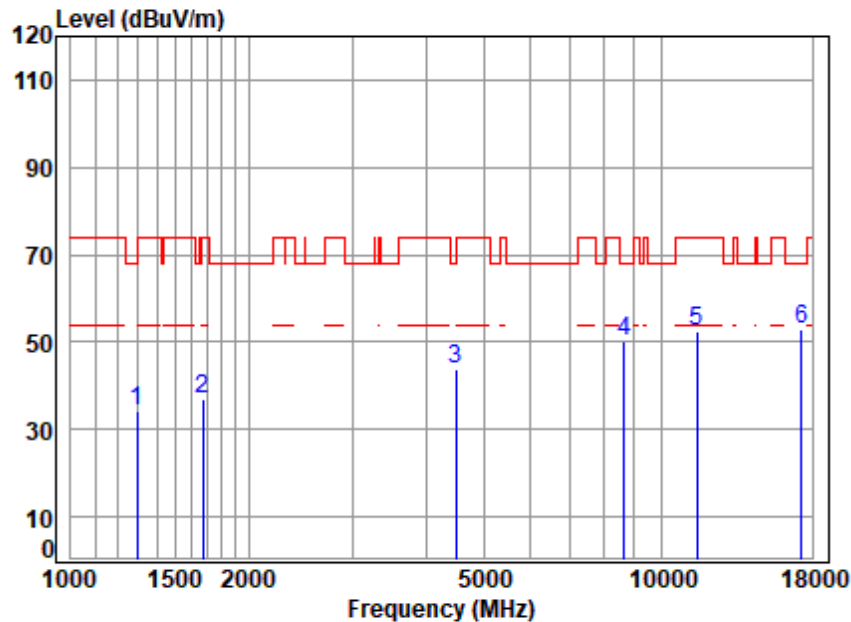
SGS-CSTC Standards Technical Services Co., Ltd. Shenzhen Branch

SZEMC-TRF-01 Rev. A/0 Aug01,2022

Report No.: SZCR230600198905

Page: 104 of 495

Test Mode: 11; Polarity: Vertical; Modulation:802.11ac; Bandwidth:40MHz; Channel:Low



Site : chamber
Condition: 3m VERTICAL
Job No : 01989AT/01990AT
Mode : 5755 TX RSE
Note : 5G WIFI 11AC40

		Cable	Ant	Preamp	Read		Limit	Over	
	Freq	Loss	Factor	Factor	Level	Level	Line	Limit	Remark
	MHz	dB	dB/m	dB	dBuV	dBuV/m	dBuV/m	dB	
1	1293.359	3.74	24.67	37.43	43.25	34.23	68.20	-33.97	peak
2	1672.779	4.30	26.75	36.46	42.53	37.12	74.00	-36.88	peak
3	4495.125	7.12	33.50	34.67	37.81	43.76	68.20	-24.44	peak
4	8638.399	11.29	36.60	35.71	38.22	50.40	68.20	-17.80	peak
5	11510.000	13.00	38.00	36.30	37.62	52.32	74.00	-21.68	peak
6	17265.000	14.72	43.37	37.46	32.44	53.07	68.20	-15.13	peak



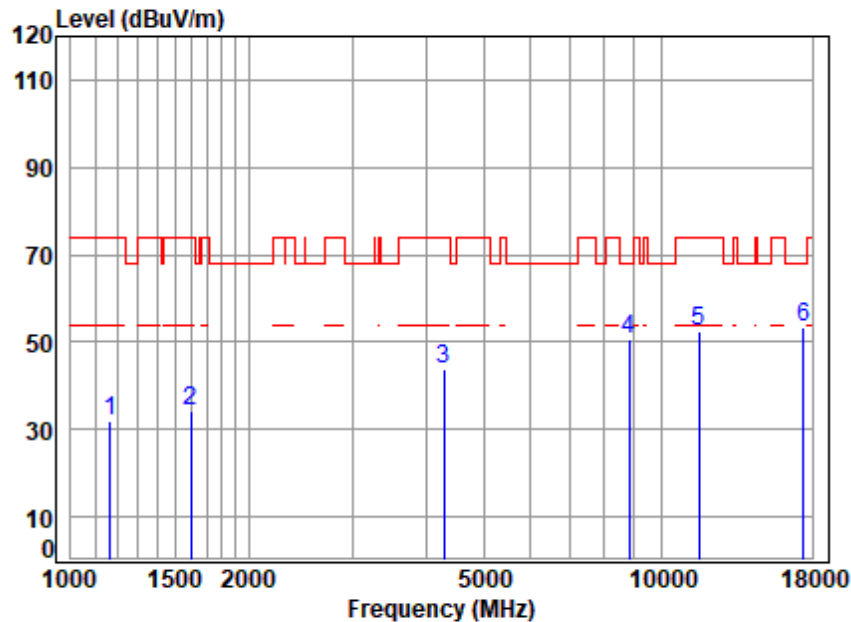
SGS-CSTC Standards Technical Services Co., Ltd.
Shenzhen Branch Inspection & Testing Laboratory

Unless otherwise agreed in writing, this document is issued by the Company subject to its General Conditions of Service printed overleaf, available on request or accessible at <https://www.sgs.com/en/Terms-and-Conditions>. Attention is drawn to the limitation of liability, indemnification and jurisdiction issues defined therein. Any holder of this document is advised that information contained hereon reflects the Company's findings at the time of its intervention only and within the limits of Client's instructions, if any. The Company's sole responsibility is to its Client and this document does not exonerate parties to a transaction from exercising all their rights and obligations under the transaction documents. This document cannot be reproduced except in full, without prior written approval of the Company. Any unauthorized alteration, forgery or falsification of the content or appearance of this document is unlawful and offenders may be prosecuted to the fullest extent of the law. Unless otherwise stated the results shown in this test report refer only to the sample(s) tested and such sample(s) are retained for 30 days only.

Attention: To check the authenticity of testing /inspection report & certificate, please contact us at telephone: (86-755) 8307 1443, or email: CN.Doccheck@sgs.com

No.1 Workshop, M-10, Middle Section, Science & Technology Park, Nanshan District, Shenzhen, Guangdong, China 518057 t (86-755) 26012053 f (86-755) 26710594 www.sgs.com.cn
中国·广东·深圳市南山区科技园中区M-10栋1号厂房 邮编: 518057 t (86-755) 26012053 f (86-755) 26710594 sgs.china@sgs.com

Test Mode: 11; Polarity: Horizontal; Modulation:802.11ac; Bandwidth:40MHz; Channel:High

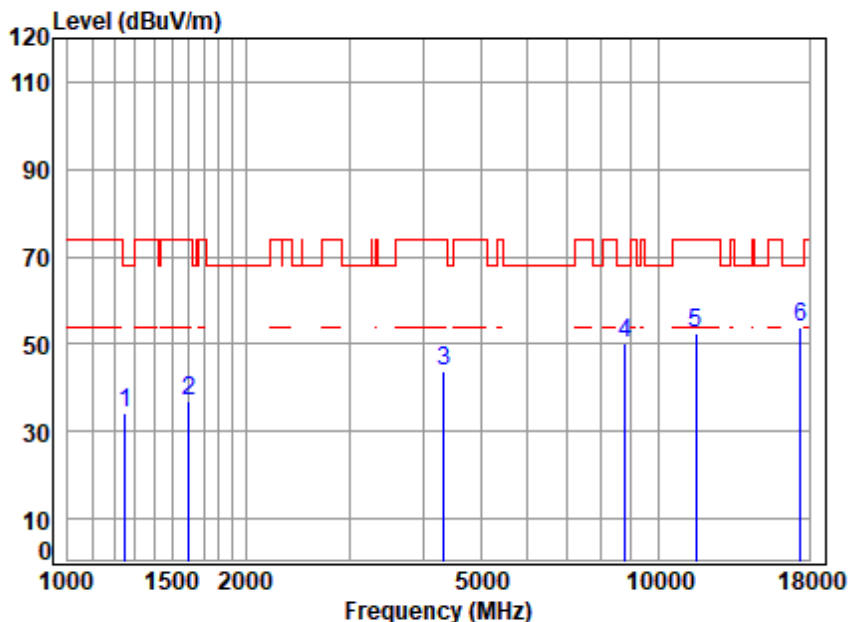


Site : chamber
Condition: 3m HORIZONTAL
Job No : 01989AT/01990AT
Mode : 5795 TX RSE
Note : 5G WIFI 11AC40

	Freq	Cable Loss	Ant Factor	Preamp Factor	Read Level	Level	Limit Line	Over Limit	Remark
	MHz	dB	dB/m	dB	dBuV	dBuV/m	dBuV/m	dB	
1	1165.546	3.52	24.26	37.82	41.96	31.92	74.00	-42.08	peak
2	1597.181	4.20	26.47	36.64	40.37	34.40	74.00	-39.60	peak
3	4291.977	6.99	33.60	34.54	37.89	43.94	74.00	-30.06	peak
4	8814.957	11.60	36.70	35.60	37.92	50.62	68.20	-17.58	peak
5	11590.000	13.01	38.00	36.35	37.88	52.54	74.00	-21.46	peak
6	17385.000	14.79	43.49	37.44	32.42	53.26	68.20	-14.94	peak



Test Mode: 11; Polarity: Vertical; Modulation:802.11ac; Bandwidth:40MHz; Channel:High

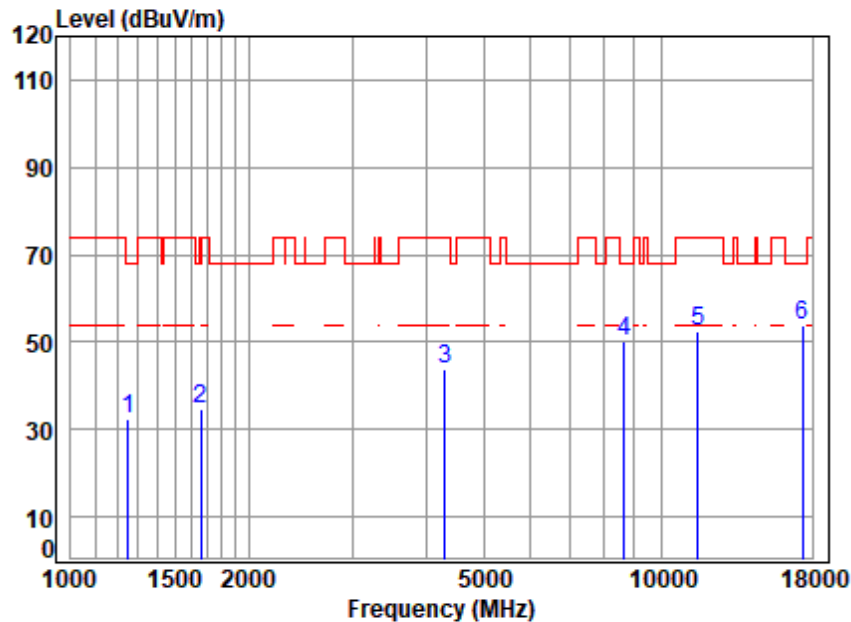


Site : chamber
Condition: 3m VERTICAL
Job No : 01989AT/01990AT
Mode : 5795 TX RSE
Note : 5G WIFI 11AC40

	Freq	Cable Loss	Ant Factor	Preamp Factor	Read Level	Level	Limit Line	Over Limit	Remark
	MHz	dB	dB/m	dB	dBuV	dBuV/m	dBuV/m	dB	
1	1249.269	3.67	24.50	37.56	43.77	34.38	68.20	-33.82	peak
2	1601.804	4.20	26.51	36.63	43.09	37.17	74.00	-36.83	peak
3	4341.886	7.02	33.60	34.57	37.59	43.64	74.00	-30.36	peak
4	8789.516	11.55	36.70	35.62	37.38	50.01	68.20	-18.19	peak
5	11590.000	13.01	38.00	36.35	37.82	52.48	74.00	-21.52	peak
6	q17385.000	14.79	43.49	37.44	32.83	53.67	68.20	-14.53	peak



Test Mode: 11; Polarity: Horizontal; Modulation:802.11ac; Bandwidth:80MHz; Channel:middle

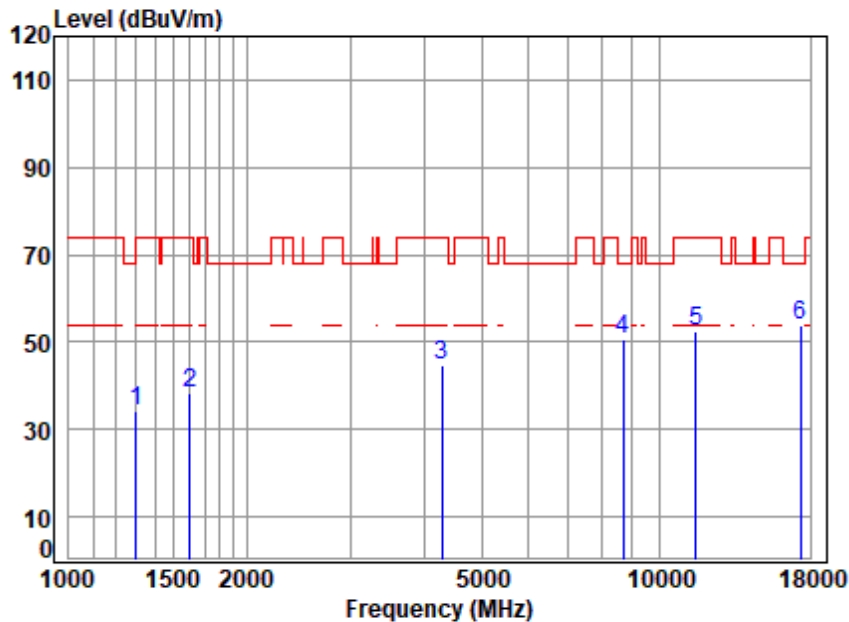


Site : chamber
Condition: 3m HORIZONTAL
Job No : 01989AT/01990AT
Mode : 5775 TX RSE
Note : 5G WIFI 11AC80

		Cable	Ant	Preamp	Read		Limit	Over	
	Freq	Loss	Factor	Factor	Level	Level	Line	Limit	Remark
	MHz	dB	dB/m	dB	dBuV	dBuV/m	dBuV/m	dB	
1	1252.885	3.67	24.51	37.55	41.93	32.56	68.20	-35.64	peak
2	1663.137	4.28	26.73	36.48	40.20	34.73	74.00	-39.27	peak
3	4304.400	6.99	33.60	34.54	37.66	43.71	74.00	-30.29	peak
4	8663.404	11.33	36.63	35.69	38.05	50.32	68.20	-17.88	peak
5	11550.000	13.01	38.00	36.33	37.89	52.57	74.00	-21.43	peak
6	q17325.000	14.76	43.43	37.45	33.00	53.74	68.20	-14.46	peak



Test Mode: 11; Polarity: Vertical; Modulation:802.11ac; Bandwidth:80MHz; Channel:middle



Site : chamber
Condition: 3m VERTICAL
Job No : 01989AT/01990AT
Mode : 5775 TX RSE
Note : 5G WIFI 11AC80

		Cable	Ant	Preamp	Read		Limit	Over	
	Freq	Loss	Factor	Factor	Level	Level	Line	Limit	Remark
	MHz	dB	dB/m	dB	dBuV	dBuV/m	dBuV/m	dB	
1	1300.858	3.76	24.70	37.41	43.21	34.26	74.00	-39.74	peak
2	1601.804	4.20	26.51	36.63	44.34	38.42	74.00	-35.58	peak
3	4291.977	6.99	33.60	34.54	38.52	44.57	74.00	-29.43	peak
4	8688.480	11.38	36.68	35.68	38.28	50.66	68.20	-17.54	peak
5	11550.000	13.01	38.00	36.33	37.70	52.38	74.00	-21.62	peak
6	q17325.000	14.76	43.43	37.45	33.00	53.74	68.20	-14.46	peak



7.9 Radiated Emissions which fall in the restricted bands

Test Requirement 47 CFR Part 15, Subpart C 15.209 & Subpart E 15.407(b)

Test Method: KDB 789033 D02 II G

Measurement Distance: 3m

Limit:

Frequency(MHz)	Field strength(microvolts/meter)	Measurement distance(meters)
0.009-0.490	2400/F(kHz)	300
0.490-1.705	24000/F(kHz)	30
1.705-30.0	30	30
30-88	100	3
88-216	150	3
216-960	200	3
Above 960	500	3

*(1) For transmitters operating in the 5.15-5.25 GHz band: All emissions outside of the 5.15-5.35 GHz band shall not exceed an e.i.r.p. of -27 dBm/MHz.

(2) For transmitters operating in the 5.25-5.35 GHz band: All emissions outside of the 5.15-5.35 GHz band shall not exceed an e.i.r.p. of -27 dBm/MHz.

(3) For transmitters operating in the 5.47-5.725 GHz band: All emissions outside of the 5.47-5.725 GHz band shall not exceed an e.i.r.p. of -27 dBm/MHz.

(4) For transmitters operating in the 5.725-5.85 GHz band:

(i) All emissions shall be limited to a level of -27 dBm/MHz at 75 MHz or more above or below the band edge increasing linearly to 10 dBm/MHz at 25 MHz above or below the band edge, and from 25 MHz above or below the band edge increasing linearly to a level of 15.6 dBm/MHz at 5 MHz above or below the band edge, and from 5 MHz above or below the band edge increasing linearly to a level of 27 dBm/MHz at the band edge.

Remark: The emission limits shown in the above table are based on measurements employing a CISPR quasi-peak detector except for the frequency bands 9-90kHz, 110-490kHz and above 1000 MHz. Radiated emission limits in these three bands are based on measurements employing an average detector, the peak field strength of any emission shall not exceed the maximum permitted average limits specified above by more than 20 dB under any condition of modulation.

7.9.1 E.U.T. Operation

Operating Environment:

Temperature: 24.0 °C

Humidity: 41.4 % RH

Atmospheric Pressure: 995 mbar



SGS-CSTC Standards Technical Services Co., Ltd. Shenzhen Branch

SZEMC-TRF-01 Rev. A/0 Aug01,2022

Report No.: SZCR230600198905

Page: 110 of 495

7.9.2 Test Mode Description

Pre-scan / Final test	Mode Code	Description
Final test	08	TX mode (U-NII-1 for module:NXP88W8997)_Keep the EUT in continuously transmitting mode with all modulation types. All data rates for each modulation type have been tested and found the data rate @ 6Mbps is the worst case of IEEE 802.11a; data rate @ MCS0 is the worst case of IEEE 802.11n(HT20); data rate @ MCS0 is the worst case of IEEE 802.11n(HT40); data rate @ MCS0 is the worst case of IEEE 802.11ac(VHT20); data rate @ MCS0 is the worst case of IEEE 802.11ac(VHT40); data rate @ MCS0 is the worst case of IEEE 802.11ac(VHT80), final test modes are considering the modulation and worse data rates. Only the data of worst case is recorded in the report.
Final test	09	TX mode (U-NII-2A for module:NXP88W8997) _Keep the EUT in continuously transmitting mode with all modulation types. All data rates for each modulation type have been tested and found the data rate @ 6Mbps is the worst case of IEEE 802.11a; data rate @ MCS0 is the worst case of IEEE 802.11n(HT20); data rate @ MCS0 is the worst case of IEEE 802.11n(HT40); data rate @ MCS0 is the worst case of IEEE 802.11ac(VHT20); data rate @ MCS0 is the worst case of IEEE 802.11ac(VHT40); data rate @ MCS0 is the worst case of IEEE 802.11ac(VHT80), final test modes are considering the modulation and worse data rates. Only the data of worst case is recorded in the report.
Final test	10	TX mode (U-NII-2C for module:NXP88W8997) _Keep the EUT in continuously transmitting mode with all modulation types. All data rates for each modulation type have been tested and found the data rate @ 6Mbps is the worst case of IEEE 802.11a; data rate @ MCS0 is the worst case of IEEE 802.11n(HT20); data rate @ MCS0 is the worst case of IEEE 802.11n(HT40); data rate @ MCS0 is the worst case of IEEE 802.11ac(VHT20); data rate @ MCS0 is the worst case of IEEE 802.11ac(VHT40); data rate @ MCS0 is the worst case of IEEE 802.11ac(VHT80), final test modes are considering the modulation and worse data rates. Only the data of worst case is recorded in the report.
Final test	11	TX mode (U-NII-3 for module:NXP88W8997) _Keep the EUT in continuously transmitting mode with all modulation types. All data rates for each modulation type have been tested and found the data rate @ 6Mbps is the worst case of IEEE 802.11a; data rate @ MCS0 is the worst case of IEEE 802.11n(HT20); data rate @ MCS0 is the worst case of IEEE 802.11n(HT40); data rate @ MCS0 is the worst case of IEEE 802.11ac(VHT20); data rate @ MCS0 is the worst case of IEEE 802.11ac(VHT40); data rate @ MCS0 is the worst case of IEEE 802.11ac(VHT80), final test modes are considering the modulation and worse data rates. Only the data of worst case is recorded in the report.
Final test	12	TX mode (U-NII-1 for module:SKIWB800DS2.1) _Keep the EUT in continuously transmitting mode with all modulation types and being charged. All data rates for each modulation type have been tested and found the data rate @ 6Mbps is the worst case of IEEE 802.11a; data rate @ MCS0 is the worst case of IEEE 802.11n(HT20); data rate @ MCS0 is the worst case of IEEE 802.11n(HT40); data rate @ MCS0 is the worst case of IEEE 802.11ac(VHT20); data rate @ MCS0 is the worst case of IEEE 802.11ac(VHT40); data rate @ MCS0 is the worst case of IEEE 802.11ac(VHT80); data rate @ MCS0 is the worst case of IEEE 802.11ax(HEW20); data rate @ MCS0 is the worst case of IEEE 802.11ax(HEW40); final test modes are considering the modulation and worse data rates. Only the data of worst case is recorded in the report.



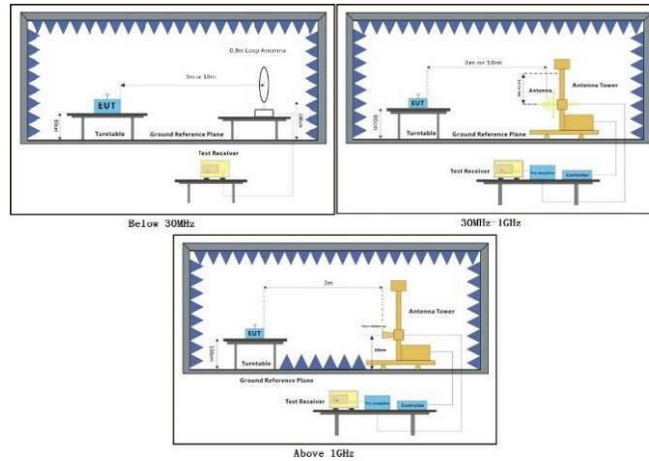
SGS-CSTC Standards Technical Services Co., Ltd.
Shenzhen Branch (SZEMC) EMC Laboratory

Unless otherwise agreed in writing, this document is issued by the Company subject to its General Conditions of Service printed overleaf, available on request or accessible at <https://www.sgs.com/en/Terms-and-Conditions>. Attention is drawn to the limitation of liability, indemnification and jurisdiction issues defined therein. Any holder of this document is advised that information contained hereon reflects the Company's findings at the time of its intervention only and within the limits of Client's instructions, if any. The Company's sole responsibility is to its Client and this document does not exonerate parties to a transaction from exercising all their rights and obligations under the transaction documents. This document cannot be reproduced except in full, without prior written approval of the Company. Any unauthorized alteration, forgery or falsification of the content or appearance of this document is unlawful and offenders may be prosecuted to the fullest extent of the law. Unless otherwise stated the results shown in this test report refer only to the sample(s) tested and such sample(s) are retained for 30 days only.

Attention: To check the authenticity of testing /inspection report & certificate, please contact us at telephone: (86-755) 8307 1443, or email: CN.Doccheck@sgs.com

No.1 Workshop, M-10, Middle Section, Science & Technology Park, Nanshan District, Shenzhen, Guangdong, China 518057 t (86-755) 26012053 f (86-755) 26710594 www.sgs.com.cn
中国·广东·深圳市南山区科技园中区M-10栋1号厂房 邮编:518057 t (86-755) 26012053 f (86-755) 26710594 sgs.china@sgs.com

7.9.3 Test Setup Diagram



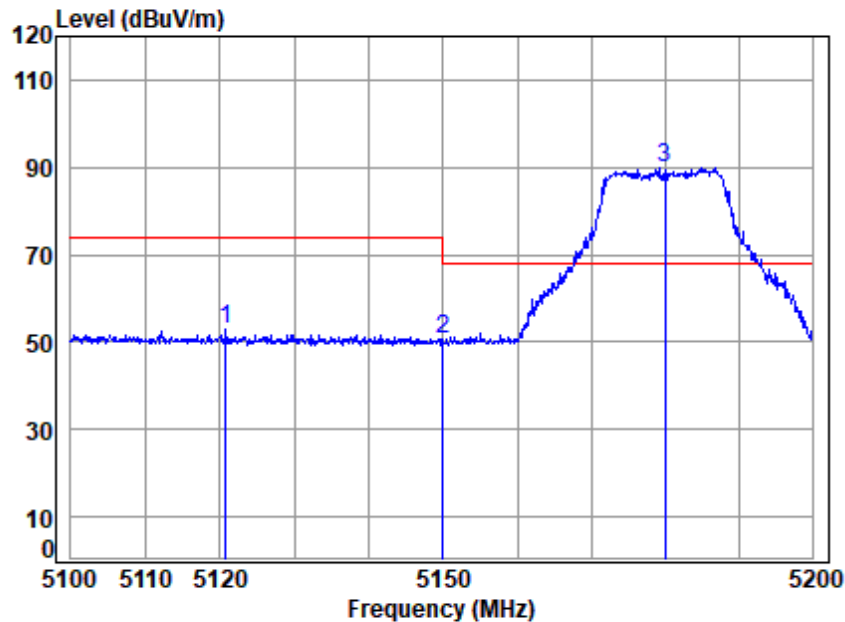
7.9.4 Measurement Procedure and Data

- a. For below 1GHz, the EUT was placed on the top of a rotating table 0.8 meters above the ground at a 3 or 10 meter semi-anechoic chamber. The table was rotated 360 degrees to determine the position of the highest radiation.
- b. For above 1GHz, the EUT was placed on the top of a rotating table 1.5 meters above the ground at a 3 meter fully-anechoic chamber. The table was rotated 360 degrees to determine the position of the highest radiation.
- c. The EUT was set 3 or 10 meters away from the interference-receiving antenna, which was mounted on the top of a variable-height antenna tower.
- d. The antenna height is varied from one meter to four meters above the ground to determine the maximum value of the field strength. Both horizontal and vertical polarizations of the antenna are set to make the measurement.
- e. For each suspected emission, the EUT was arranged to its worst case and then the antenna was tuned to heights from 1 meter to 4 meters (for the test frequency of below 30MHz, the antenna was tuned to heights 1 meter) and the rotatable table was turned from 0 degrees to 360 degrees to find the maximum reading.
- f. The test-receiver system was set to Peak Detect Function and Specified Bandwidth with Maximum Hold Mode.
- g. If the emission level of the EUT in peak mode was 10dB lower than the limit specified, then testing could be stopped and the peak values of the EUT would be reported. Otherwise the emissions that did not have 10dB margin would be re-tested one by one using peak, quasi-peak or average method as specified and then reported in a data sheet.
- h. Test the EUT in the lowest channel, the middle channel, the Highest channel.
- i. The radiation measurements are performed in X, Y, Z axis positioning for Transmitting mode, and found the X axis positioning which it is the worst case.
- j. Repeat above procedures until all frequencies measured was complete.

Remark: Level= Read Level+ Cable Loss+ Antenna Factor- Preamp Factor



Test Mode: 12; Polarity: Horizontal; Modulation:802.11a; Bandwidth:20MHz; Channel:Low

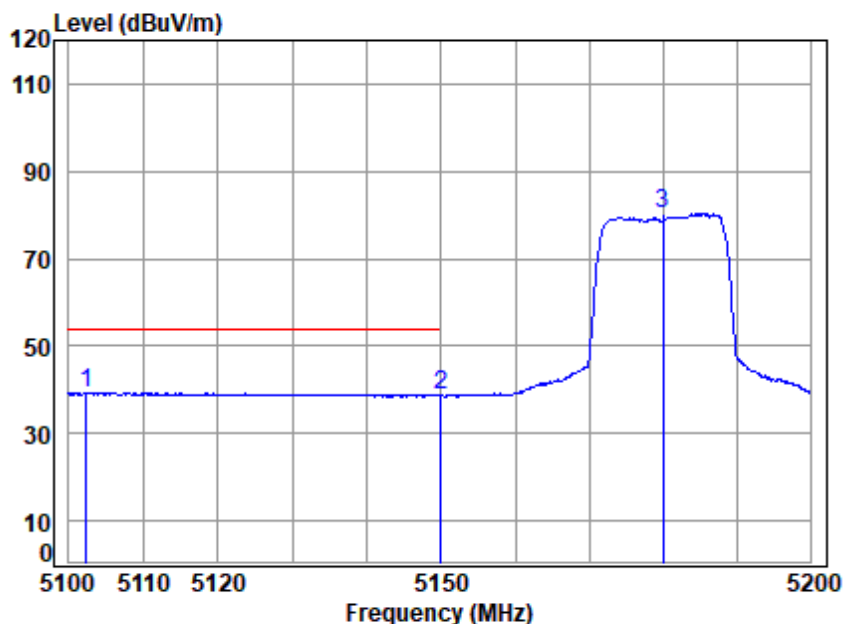


Site : chamber
Condition: 3m HORIZONTAL
Job No : 01989AT/01990AT
Mode : 5180 Band edge
: 5G WIFI 11A

		Cable	Ant	Preamp	Read	Limit	Over	
	Freq	Loss	Factor	Factor	Level	Line	Limit	Remark
	MHz	dB	dB/m	dB	dBuV	dBuV/m	dBuV/m	dB
1	5120.740	7.53	34.06	34.99	46.16	52.76	74.00	-21.24 peak
2	5149.980	7.55	34.00	34.99	44.30	50.86	74.00	-23.14 peak
3 q	5180.000	7.57	34.00	34.99	83.45	90.03	68.20	21.83 peak



Test Mode: 12; Polarity: Horizontal; Modulation:802.11a; Bandwidth:20MHz; Channel:Low

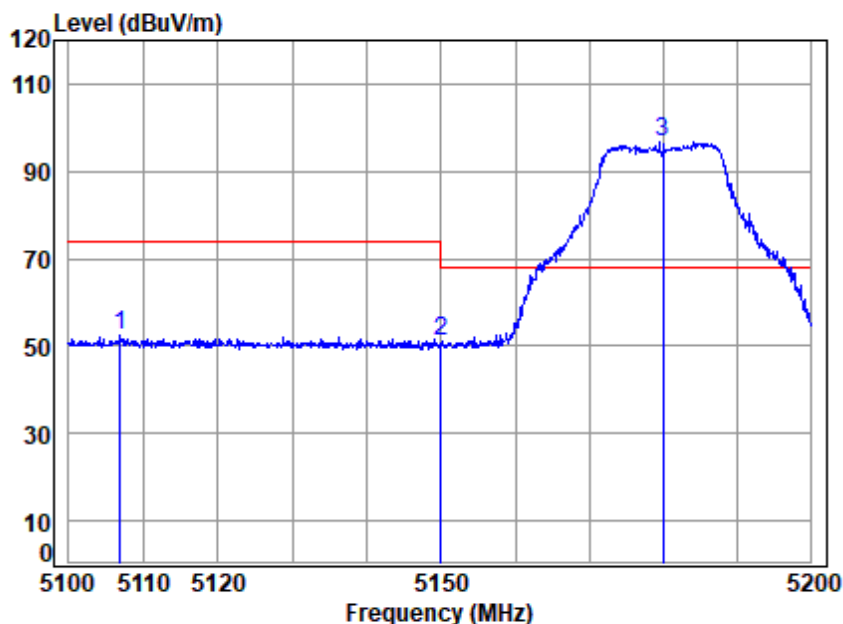


Site : chamber
Condition: 3m HORIZONTAL
Job No : 01989AT/01990AT
Mode : 5180 Band edge
: 5G WIFI 11A

		Cable	Ant	Preamp	Read	Limit	Over	
Freq	Loss	Factor	Factor	Level	Level	Line	Limit	Remark
MHz	dB	dB/m	dB	dBuV	dBuV/m	dBuV/m	dB	
1 q 5102.377	7.51	34.10	34.99	32.60	39.22	54.00	-14.78	Average
2 5149.980	7.55	34.00	34.99	32.14	38.70	54.00	-15.30	Average
3 5180.000	7.57	34.00	34.99	73.67	80.25	-----	-----	Average



Test Mode: 12; Polarity: Vertical; Modulation:802.11a; Bandwidth:20MHz; Channel:Low

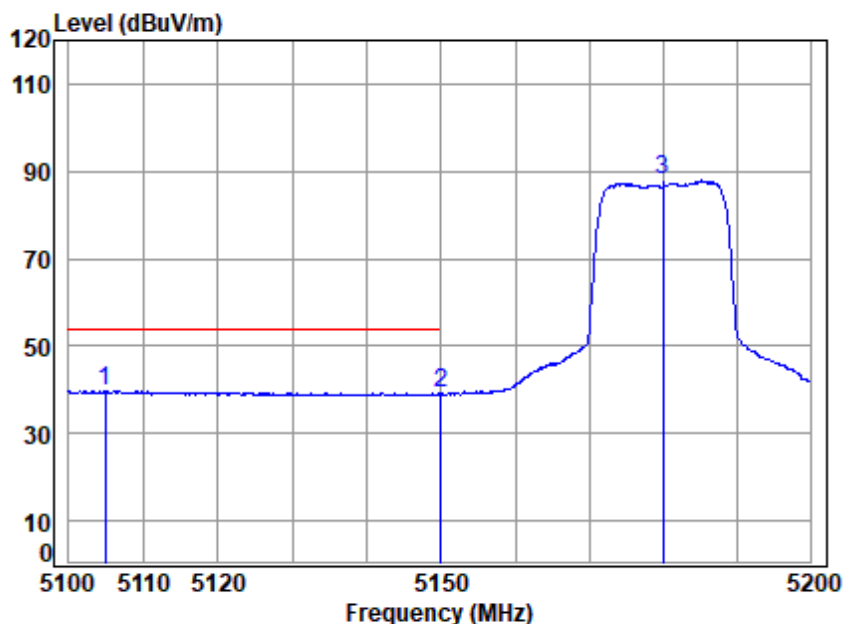


Site : chamber
Condition: 3m VERTICAL
Job No : 01989AT/01990AT
Mode : 5180 Band edge
: 5G WIFI 11A

	Freq	Cable Loss	Ant Factor	Preamp Factor	Read Level	Level	Limit Line	Over Limit	Remark
	MHz	dB	dB/m	dB	dBuV	dBuV/m	dBuV/m	dB	
1	5106.838	7.52	34.09	34.99	46.00	52.62	74.00	-21.38	Peak
2	5149.980	7.55	34.00	34.99	44.66	51.22	74.00	-22.78	Peak
3 q	5180.000	7.57	34.00	34.99	90.23	96.81	68.20	28.61	Peak



Test Mode: 12; Polarity: Vertical; Modulation:802.11a; Bandwidth:20MHz; Channel:Low

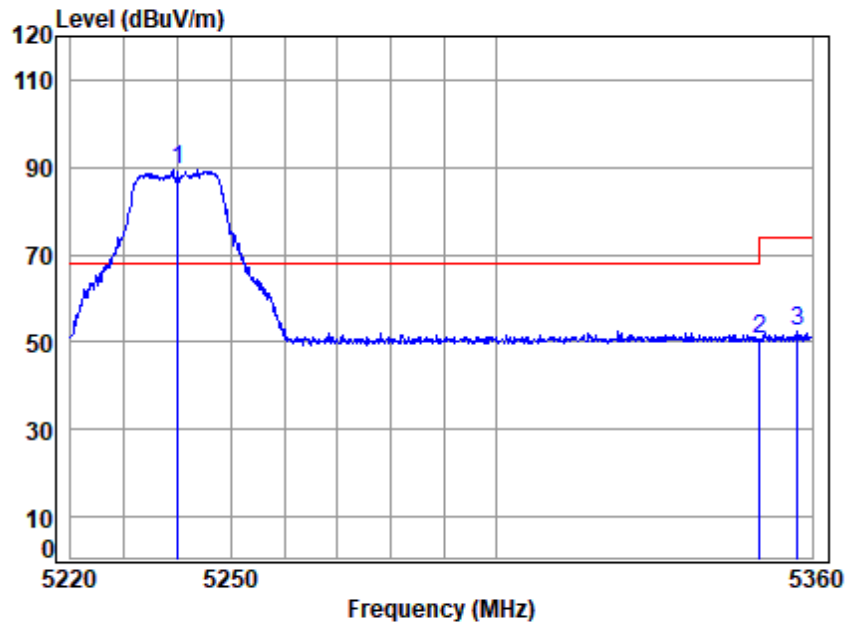


Site : chamber
Condition: 3m VERTICAL
Job No : 01989AT/01990AT
Mode : 5180 Band edge
: 5G WIFI 11A

		Cable	Ant	Preamp	Read	Limit	Over	
	Freq	Loss	Factor	Factor	Level	Level	Line	Limit Remark
	MHz	dB	dB/m	dB	dBuV	dBuV/m	dBuV/m	dB
1 q	5104.855	7.51	34.09	34.99	33.10	39.71	54.00	-14.29 Average
2	5149.980	7.55	34.00	34.99	32.56	39.12	54.00	-14.88 Average
3	5180.000	7.57	34.00	34.99	81.27	87.85	-----	----- Average



Test Mode: 12; Polarity: Horizontal; Modulation:802.11a; Bandwidth:20MHz; Channel:High

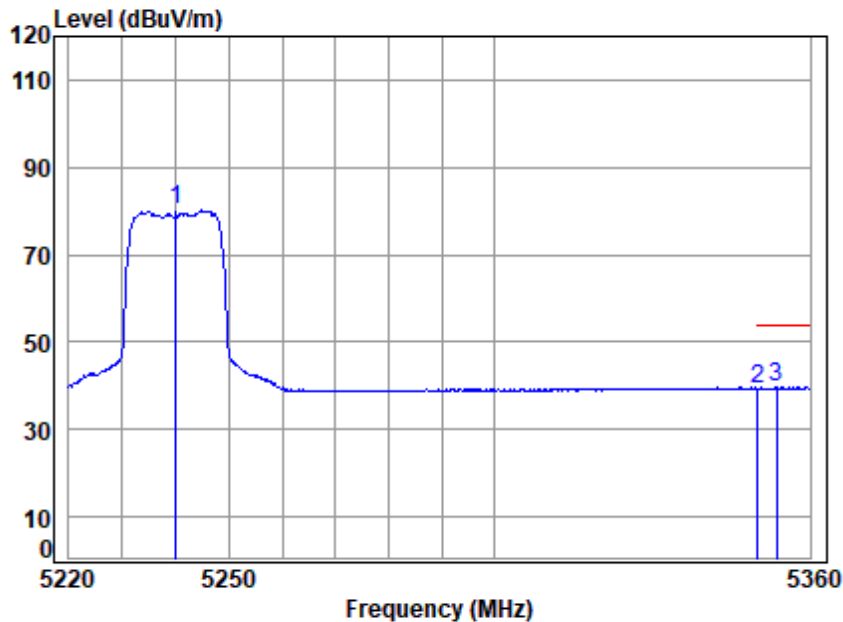


Site : chamber
Condition: 3m HORIZONTAL
Job No : 01989AT/01990AT
Mode : 5240 Band edge
: 5G WIFI 11A

		Cable	Ant	Preamp	Read	Limit	Over	
Freq	Loss	Factor	Factor	Level	Level	Line	Limit	Remark
MHz	dB	dB/m	dB	dBuV	dBuV/m	dBuV/m	dB	
1 q 5240.000	7.62	34.00	35.00	82.94	89.56	68.20	21.36	peak
2 5350.020	7.70	34.30	35.00	43.83	50.83	74.00	-23.17	peak
3 5357.164	7.71	34.33	35.00	45.24	52.28	74.00	-21.72	peak



Test Mode: 12; Polarity: Horizontal; Modulation:802.11a; Bandwidth:20MHz; Channel:High

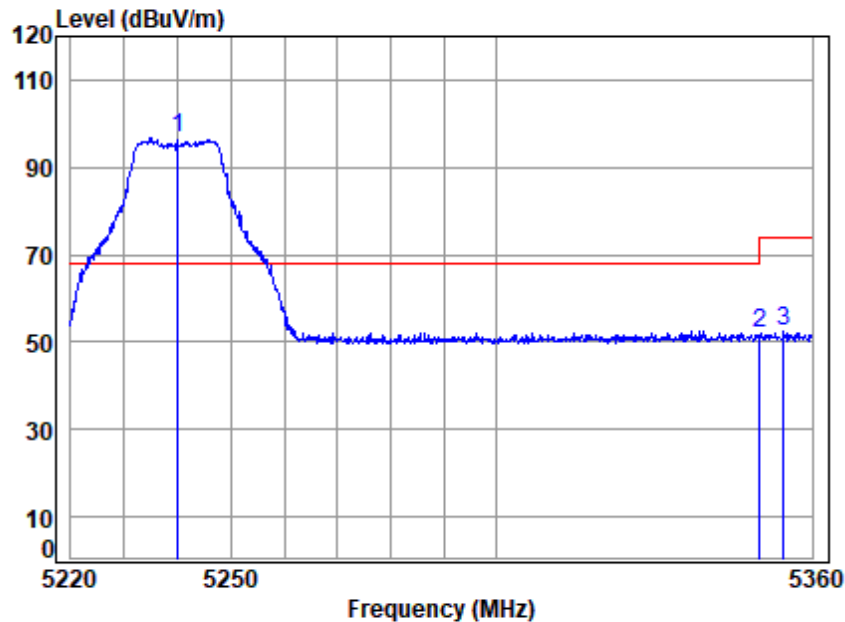


Site : chamber
Condition: 3m HORIZONTAL
Job No : 01989AT/01990AT
Mode : 5240 Band edge
: 5G WIFI 11A

		Cable	Ant	Preamp	Read	Limit	Over	
	Freq	Loss	Factor	Factor	Level	Level	Line	Limit Remark
	MHz	dB	dB/m	dB	dBuV	dBuV/m	dBuV/m	dB
1	5240.000	7.62	34.00	35.00	73.50	80.12	-----	----- Average
2	5350.020	7.70	34.30	35.00	32.41	39.41	54.00	-14.59 Average
3 q	5353.620	7.71	34.31	35.00	32.69	39.71	54.00	-14.29 Average



Test Mode: 12; Polarity: Vertical; Modulation:802.11a; Bandwidth:20MHz; Channel:High



Site : chamber
Condition: 3m VERTICAL
Job No : 01989AT/01990AT
Mode : 5240 Band edge
: 5G WIFI 11A

		Cable	Ant	Preamp	Read	Limit	Over	
	Freq	Loss	Factor	Factor	Level	Level	Line	Limit Remark
	MHz	dB	dB/m	dB	dBuV	dBuV/m	dBuV/m	dB
1 q	5240.000	7.62	34.00	35.00	90.27	96.89	68.20	28.69 Peak
2	5350.020	7.70	34.30	35.00	44.95	51.95	74.00	-22.05 Peak
3	5354.470	7.71	34.32	35.00	45.25	52.28	74.00	-21.72 Peak



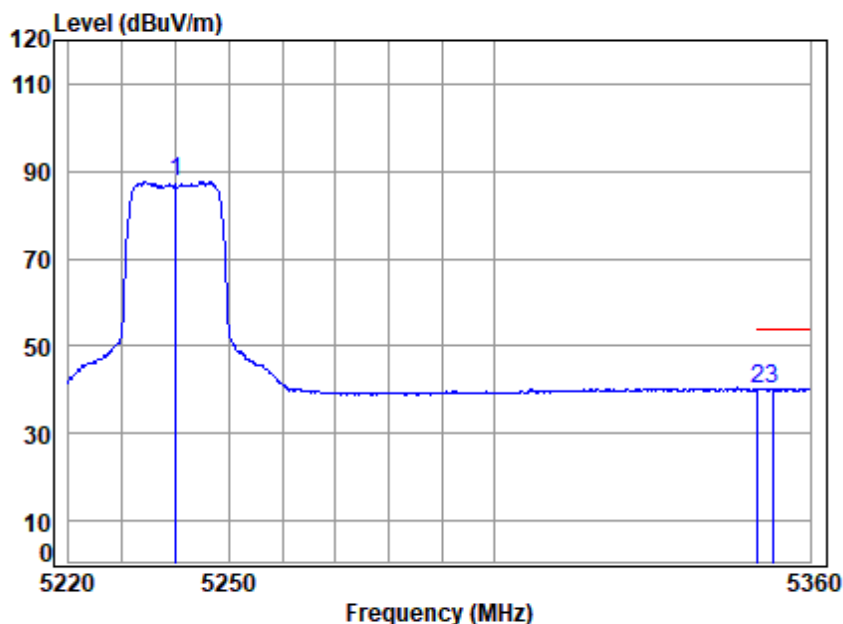
SGS-CSTC Standards Technical Services Co., Ltd. Shenzhen Branch

SZEMC-TRF-01 Rev. A/0 Aug01,2022

Report No.: SZCR230600198905

Page: 120 of 495

Test Mode: 12; Polarity: Vertical; Modulation:802.11a; Bandwidth:20MHz; Channel:High



Site : chamber
Condition: 3m VERTICAL
Job No : 01989AT/01990AT
Mode : 5240 Band edge
: 5G WIFI 11A

		Cable	Ant	Preamp	Read	Limit	Over	
	Freq	Loss	Factor	Factor	Level	Level	Line	Limit Remark
	MHz	dB	dB/m	dB	dBuV	dBuV/m	dBuV/m	dB
1	5240.000	7.62	34.00	35.00	81.04	87.66	-----	----- Average
2	5350.020	7.70	34.30	35.00	33.10	40.10	54.00	-13.90 Average
3 q	5352.912	7.71	34.31	35.00	33.25	40.27	54.00	-13.73 Average



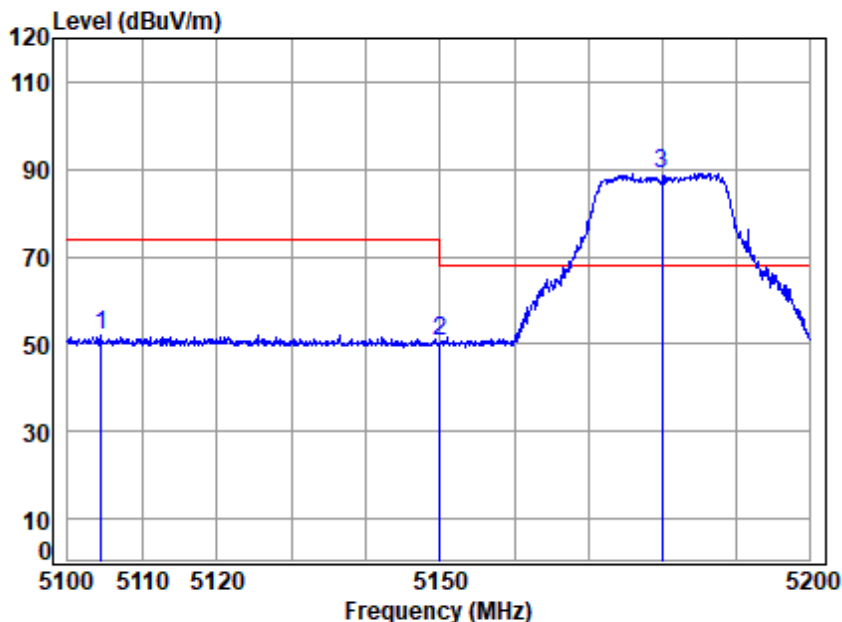
SGS-CSTC Standards Technical Services Co., Ltd.
Shenzhen Branch Inspection & Testing Laboratory

Unless otherwise agreed in writing, this document is issued by the Company subject to its General Conditions of Service printed overleaf, available on request or accessible at <https://www.sgs.com/en/Terms-and-Conditions>. Attention is drawn to the limitation of liability, indemnification and jurisdiction issues defined therein. Any holder of this document is advised that information contained hereon reflects the Company's findings at the time of its intervention only and within the limits of Client's instructions, if any. The Company's sole responsibility is to its Client and this document does not exonerate parties to a transaction from exercising all their rights and obligations under the transaction documents. This document cannot be reproduced except in full, without prior written approval of the Company. Any unauthorized alteration, forgery or falsification of the content or appearance of this document is unlawful and offenders may be prosecuted to the fullest extent of the law. Unless otherwise stated the results shown in this test report refer only to the sample(s) tested and such sample(s) are retained for 30 days only.

Attention: To check the authenticity of testing /inspection report & certificate, please contact us at telephone: (86-755) 8307 1443, or email: CN.Doccheck@sgs.com

No.1 Workshop, M-10, Middle Section, Science & Technology Park, Nanshan District, Shenzhen, Guangdong, China 518057 t (86-755) 26012053 f (86-755) 26710594 www.sgs.com.cn
中国·广东·深圳市南山区科技园中区M-10栋1号厂房 邮编: 518057 t (86-755) 26012053 f (86-755) 26710594 sgs.china@sgs.com

Test Mode: 12; Polarity: Horizontal; Modulation:802.11n; Bandwidth:20MHz; Channel:Low

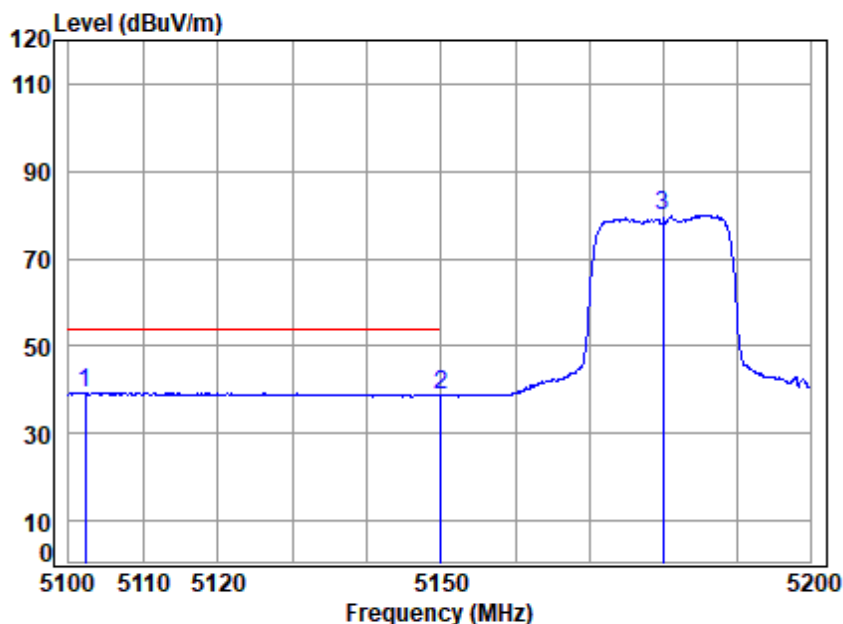


Site : chamber
Condition: 3m HORIZONTAL
Job No : 01989AT/01990AT
Mode : 5180 Band edge
: 5G WIFI 11N20

	Freq	Cable Loss	Ant Factor	Preamp Factor	Read Level	Level	Limit Line	Over Limit	Remark
	MHz	dB	dB/m	dB	dBuV	dBuV/m	dBuV/m	dB	
1	5104.458	7.51	34.09	34.99	45.50	52.11	74.00	-21.89	peak
2	5149.980	7.55	34.00	34.99	44.03	50.59	74.00	-23.41	peak
3 q	5180.000	7.57	34.00	34.99	82.60	89.18	68.20	20.98	peak



Test Mode: 12; Polarity: Horizontal; Modulation:802.11n; Bandwidth:20MHz; Channel:Low

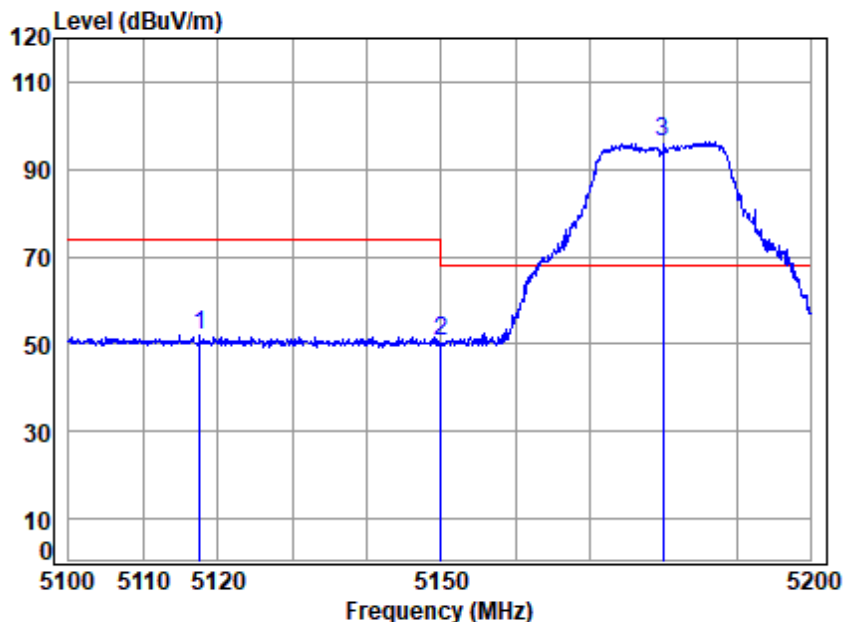


Site : chamber
Condition: 3m HORIZONTAL
Job No : 01989AT/01990AT
Mode : 5180 Band edge
: 5G WIFI 11N20

		Cable	Ant	Preamp	Read	Limit	Over	
Freq		Loss	Factor	Factor	Level	Level	Line	Limit Remark
MHz		dB	dB/m	dB	dBuV	dBuV/m	dBuV/m	dB
1 q 5102.278		7.51	34.10	34.99	32.68	39.30	54.00	-14.70 Average
2 5149.980		7.55	34.00	34.99	32.32	38.88	54.00	-15.12 Average
3 5180.000		7.57	34.00	34.99	73.34	79.92	-----	----- Average



Test Mode: 12; Polarity: Vertical; Modulation:802.11n; Bandwidth:20MHz; Channel:Low

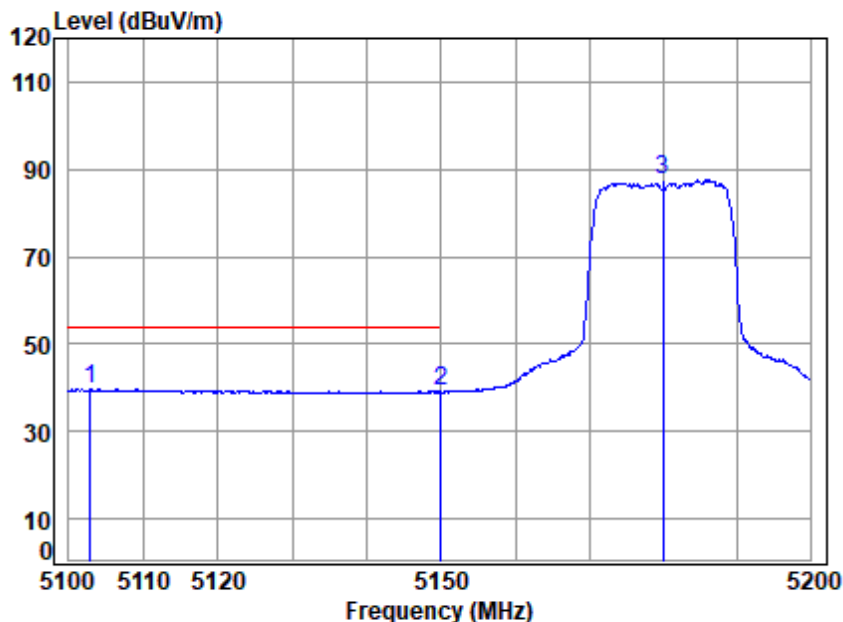


Site : chamber
Condition: 3m VERTICAL
Job No : 01989AT/01990AT
Mode : 5180 Band edge
: 5G WIFI 11N20

		Cable	Ant	Preamp	Read	Limit	Over	
	Freq	Loss	Factor	Factor	Level	Level	Line	Limit Remark
	MHz	dB	dB/m	dB	dBuV	dBuV/m	dBuV/m	dB
1	5117.559	7.52	34.06	34.99	45.22	51.81	74.00	-22.19 Peak
2	5149.980	7.55	34.00	34.99	44.29	50.85	74.00	-23.15 Peak
3 q	5180.000	7.57	34.00	34.99	89.66	96.24	68.20	28.04 Peak



Test Mode: 12; Polarity: Vertical; Modulation:802.11n; Bandwidth:20MHz; Channel:Low

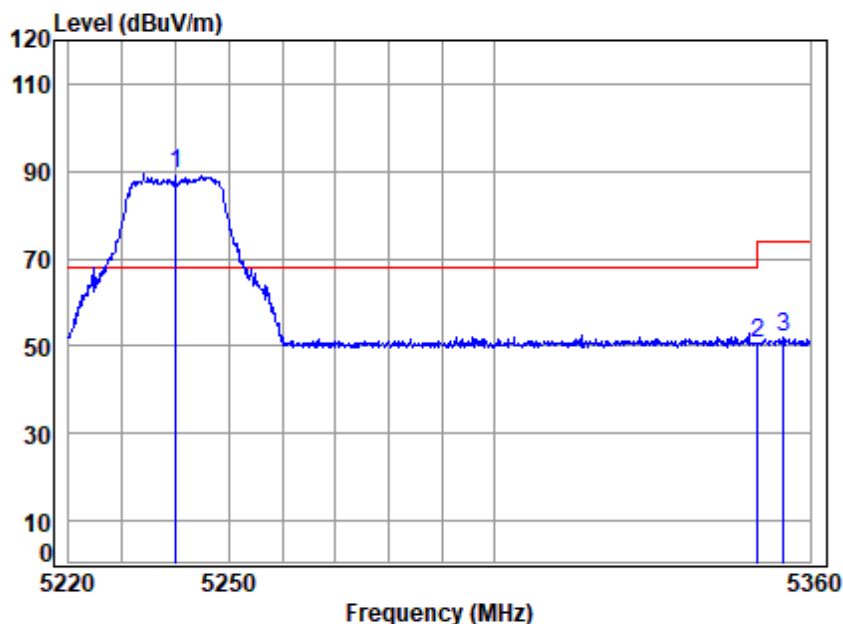


Site : chamber
Condition: 3m VERTICAL
Job No : 01989AT/01990AT
Mode : 5180 Band edge
: 5G WIFI 11N20

		Cable	Ant	Preamp	Read	Limit	Over	
	Freq	Loss	Factor	Factor	Level	Level	Line	Limit Remark
	MHz	dB	dB/m	dB	dBuV	dBuV/m	dBuV/m	dB
1 q	5102.873	7.51	34.09	34.99	33.09	39.70	54.00	-14.30 Average
2	5149.980	7.55	34.00	34.99	32.47	39.03	54.00	-14.97 Average
3	5180.000	7.57	34.00	34.99	80.89	87.47	-----	----- Average



Test Mode: 12; Polarity: Horizontal; Modulation:802.11n; Bandwidth:20MHz; Channel:High

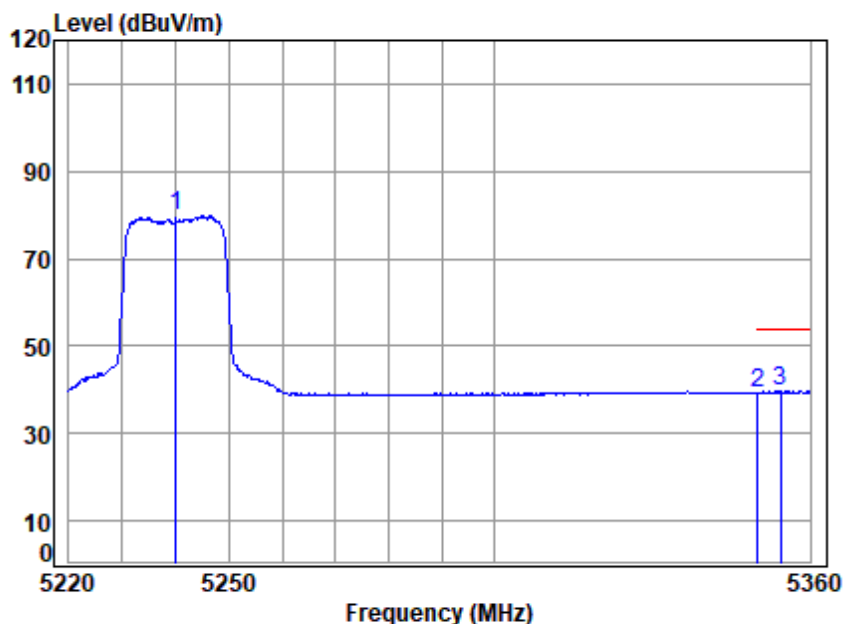


Site : chamber
Condition: 3m HORIZONTAL
Job No : 01989AT/01990AT
Mode : 5240 Band edge
: 5G WIFI 11N20

		Cable	Ant	Preamp	Read	Limit	Over	
Freq		Loss	Factor	Factor	Level	Line	Limit	Remark
MHz		dB	dB/m	dB	dBuV	dBuV/m	dBuV/m	dB
1 q 5240.000		7.62	34.00	35.00	82.73	89.35	68.20	21.15 peak
2 5350.020		7.70	34.30	35.00	43.82	50.82	74.00	-23.18 peak
3 5354.896		7.71	34.32	35.00	44.84	51.87	74.00	-22.13 peak



Test Mode: 12; Polarity: Horizontal; Modulation:802.11n; Bandwidth:20MHz; Channel:High

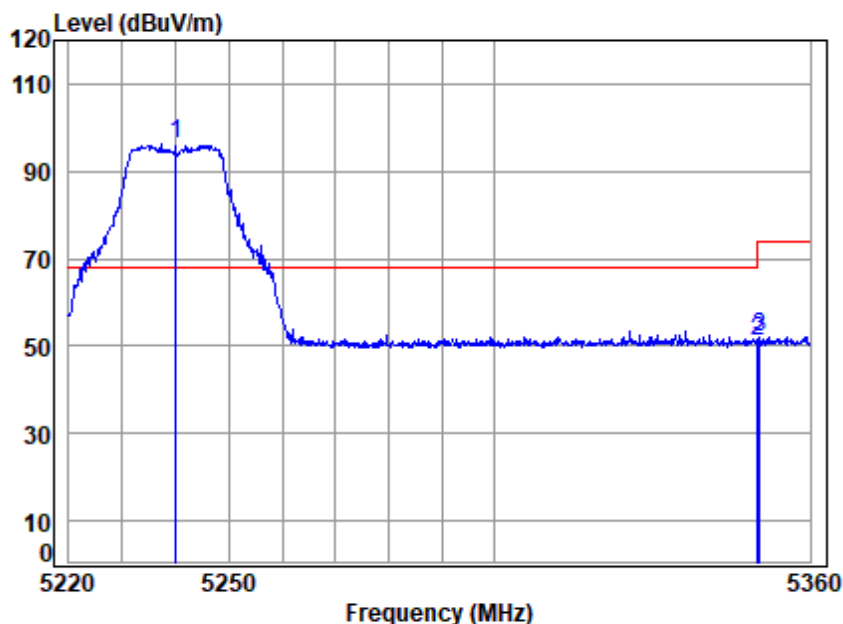


Site : chamber
Condition: 3m HORIZONTAL
Job No : 01989AT/01990AT
Mode : 5240 Band edge
: 5G WIFI 11N20

	Freq	Cable Loss	Ant Factor	Preamp Factor	Read Level	Level	Limit Line	Over Limit	Remark
	MHz	dB	dB/m	dB	dBuV	dBuV/m	dBuV/m	dB	
1	5240.000	7.62	34.00	35.00	73.26	79.88	-----	-----	Average
2	5350.020	7.70	34.30	35.00	32.39	39.39	54.00	-14.61	Average
3 q	5354.329	7.71	34.32	35.00	32.63	39.66	54.00	-14.34	Average



Test Mode: 12; Polarity: Vertical; Modulation:802.11n; Bandwidth:20MHz; Channel:High

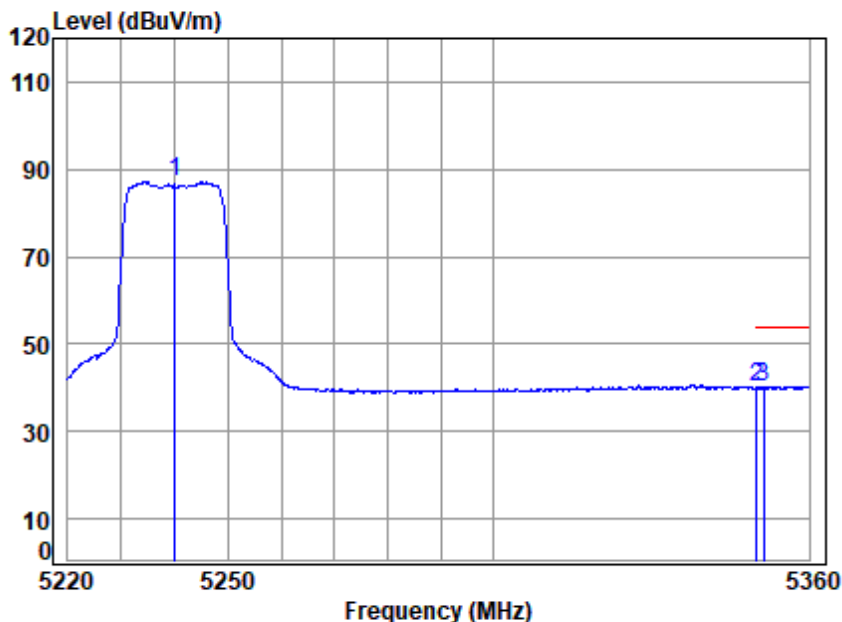


Site : chamber
Condition: 3m VERTICAL
Job No : 01989AT/01990AT
Mode : 5240 Band edge
: 5G WIFI 11N20

		Cable	Ant	Preamp	Read	Limit	Over	
	Freq	Loss	Factor	Factor	Level	Level	Line	Limit Remark
	MHz	dB	dB/m	dB	dBuV	dBuV/m	dBuV/m	dB
1 q	5240.000	7.62	34.00	35.00	89.44	96.06	68.20	27.86 Peak
2	5350.020	7.70	34.30	35.00	44.04	51.04	74.00	-22.96 Peak
3	5350.362	7.70	34.30	35.00	45.09	52.09	74.00	-21.91 Peak



Test Mode: 12; Polarity: Vertical; Modulation:802.11n; Bandwidth:20MHz; Channel:High

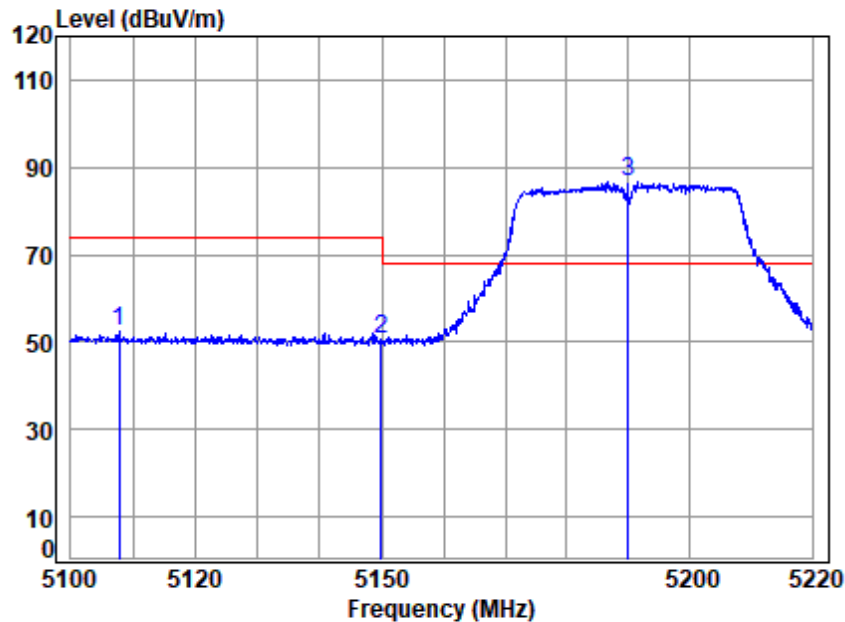


Site : chamber
Condition: 3m VERTICAL
Job No : 01989AT/01990AT
Mode : 5240 Band edge
: 5G WIFI 11N20

		Cable	Ant	Preamp	Read	Limit	Over	
	Freq	Loss	Factor	Factor	Level	Level	Line	Limit Remark
	MHz	dB	dB/m	dB	dBuV	dBuV/m	dBuV/m	dB
1	5240.000	7.62	34.00	35.00	80.54	87.16	-----	----- Average
2	5350.020	7.70	34.30	35.00	32.95	39.95	54.00	-14.05 Average
3 q	5351.354	7.71	34.31	35.00	33.19	40.21	54.00	-13.79 Average



Test Mode: 12; Polarity: Horizontal; Modulation:802.11n; Bandwidth:40MHz; Channel:Low

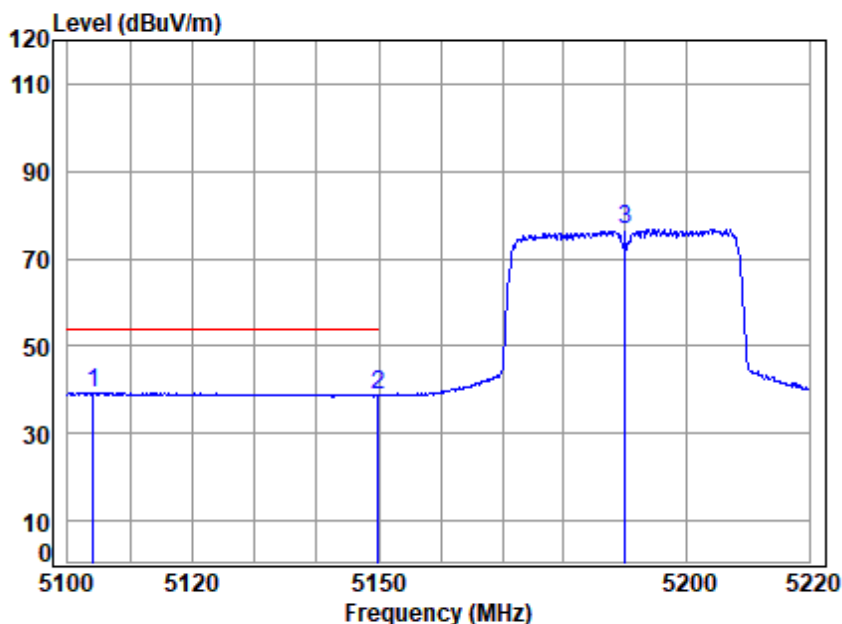


Site : chamber
Condition: 3m HORIZONTAL
Job No : 01989AT/01990AT
Mode : 5190 Band edge
: 5G WIFI 11N40

		Cable	Ant	Preamp	Read	Limit	Over	
	Freq	Loss	Factor	Factor	Level	Level	Line	Limit Remark
	MHz	dB	dB/m	dB	dBuV	dBuV/m	dBuV/m	dB
1	5107.715	7.52	34.08	34.99	45.65	52.26	74.00	-21.74 peak
2	5149.980	7.55	34.00	34.99	44.20	50.76	74.00	-23.24 peak
3 q	5190.000	7.58	34.00	34.99	80.22	86.81	68.20	18.61 peak



Test Mode: 12; Polarity: Horizontal; Modulation:802.11n; Bandwidth:40MHz; Channel:Low

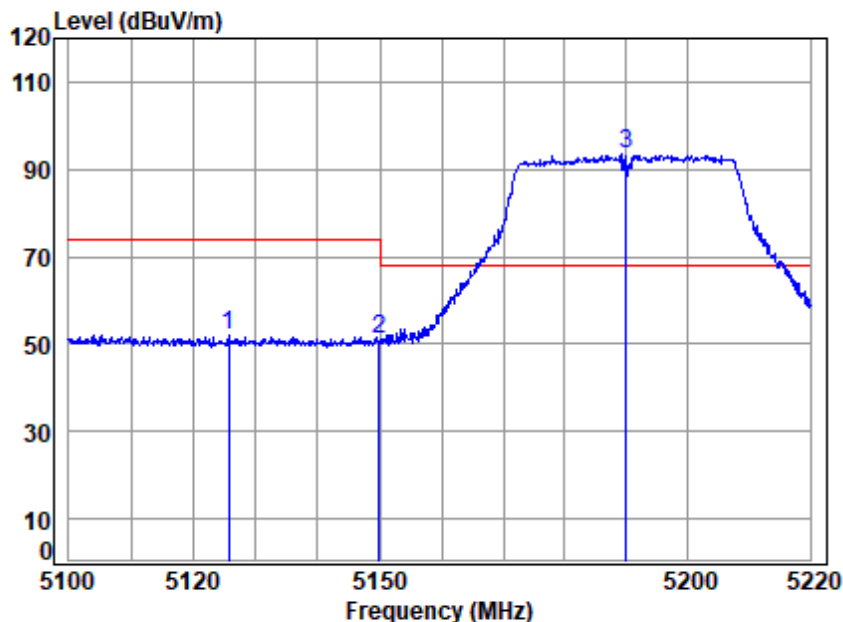


Site : chamber
Condition: 3m HORIZONTAL
Job No : 01989AT/01990AT
Mode : 5190 Band edge
: 5G WIFI 11N40

		Cable	Ant	Preamp	Read	Limit	Over	
Freq		Loss	Factor	Factor	Level	Level	Line	Limit Remark
MHz		dB	dB/m	dB	dBuV	dBuV/m	dBuV/m	dB
1 q 5104.153		7.51	34.09	34.99	32.78	39.39	54.00	-14.61 Average
2 5149.980		7.55	34.00	34.99	32.12	38.68	54.00	-15.32 Average
3 5190.000		7.58	34.00	34.99	70.22	76.81	-----	----- Average



Test Mode: 12; Polarity: Vertical; Modulation:802.11n; Bandwidth:40MHz; Channel:Low

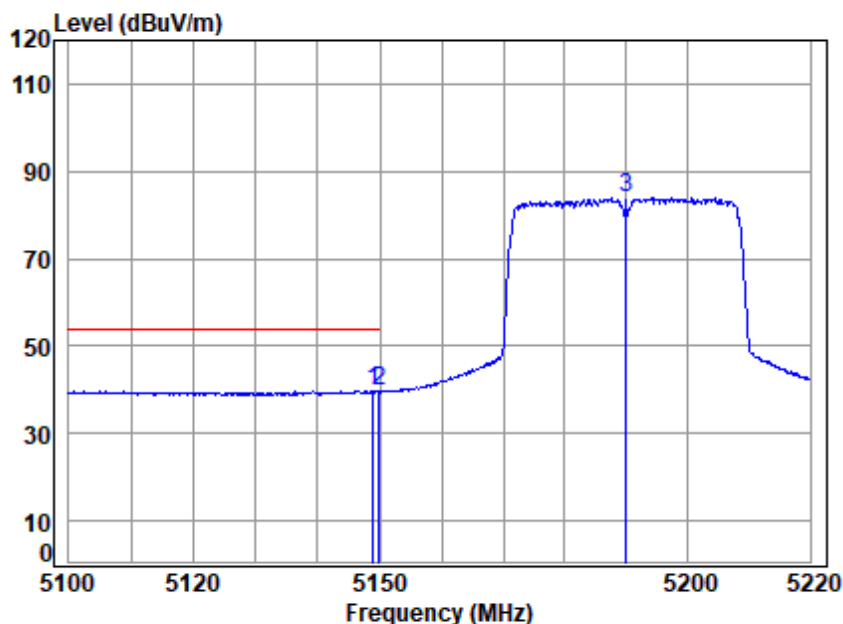


Site : chamber
Condition: 3m VERTICAL
Job No : 01989AT/01990AT
Mode : 5190 Band edge
: 5G WIFI 11N40

		Cable	Ant	Preamp	Read	Limit	Over	
	Freq	Loss	Factor	Factor	Level	Level	Line	Limit Remark
	MHz	dB	dB/m	dB	dBuV	dBuV/m	dBuV/m	dB
1	5125.684	7.53	34.05	34.99	45.43	52.02	74.00	-21.98 Peak
2	5149.980	7.55	34.00	34.99	44.35	50.91	74.00	-23.09 Peak
3 q	5190.000	7.58	34.00	34.99	86.74	93.33	68.20	25.13 Peak



Test Mode: 12; Polarity: Vertical; Modulation:802.11n; Bandwidth:40MHz; Channel:Low

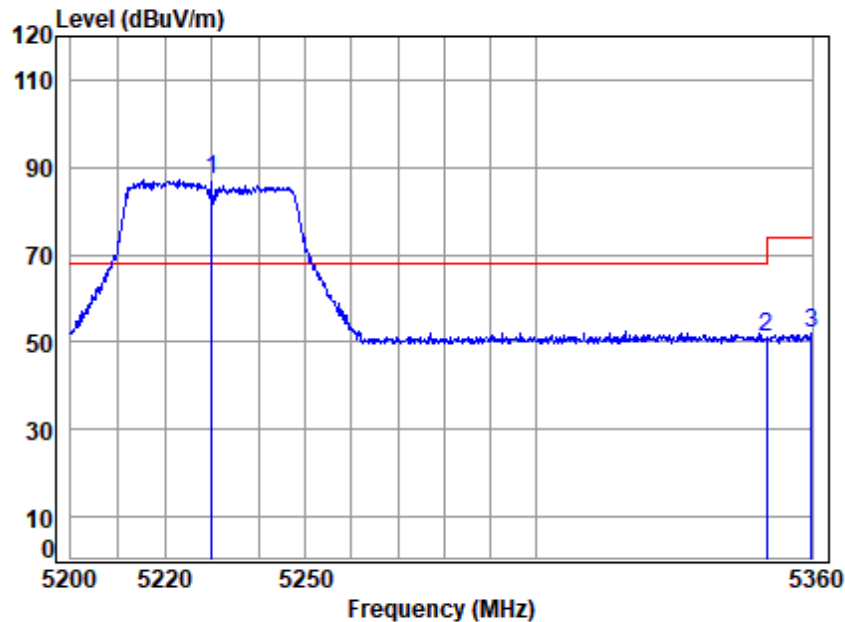


Site : chamber
Condition: 3m VERTICAL
Job No : 01989AT/01990AT
Mode : 5190 Band edge
: 5G WIFI 11N40

		Cable	Ant	Preamp	Read	Limit	Over	
	Freq	Loss	Factor	Factor	Level	Level	Line	Limit Remark
	MHz	dB	dB/m	dB	dBuV	dBuV/m	dBuV/m	dB
1	5148.863	7.55	34.00	34.99	33.13	39.69	54.00	-14.31 Average
2 q	5149.980	7.55	34.00	34.99	33.19	39.75	54.00	-14.25 Average
3	5190.000	7.58	34.00	34.99	77.24	83.83	-----	----- Average



Test Mode: 12; Polarity: Horizontal; Modulation:802.11n; Bandwidth:40MHz; Channel:High

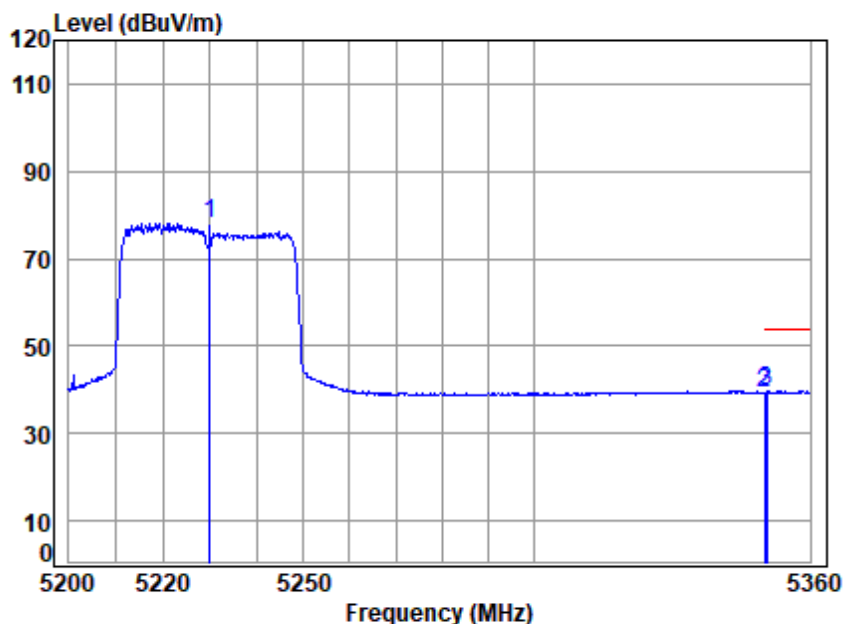


Site : chamber
Condition: 3m HORIZONTAL
Job No : 01989AT/01990AT
Mode : 5230 Band edge
: 5G WIFI 11N40

		Cable	Ant	Preamp	Read	Limit	Over	
Freq		Loss	Factor	Factor	Level	Level	Line	Limit Remark
MHz		dB	dB/m	dB	dBuV	dBuV/m	dBuV/m	dB
1 q	5230.000	7.61	34.00	34.99	80.73	87.35	68.20	19.15 peak
2	5350.020	7.70	34.30	35.00	44.14	51.14	74.00	-22.86 peak
3	5359.837	7.71	34.34	35.00	44.93	51.98	74.00	-22.02 peak



Test Mode: 12; Polarity: Horizontal; Modulation:802.11n; Bandwidth:40MHz; Channel:High

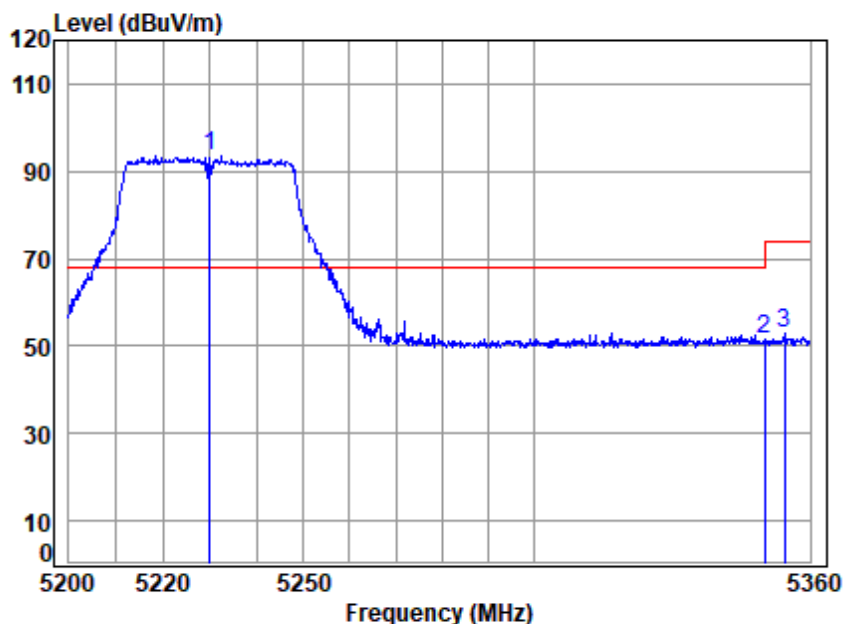


Site : chamber
Condition: 3m HORIZONTAL
Job No : 01989AT/01990AT
Mode : 5230 Band edge
: 5G WIFI 11N40

		Cable	Ant	Preamp	Read	Limit	Over	
	Freq	Loss	Factor	Factor	Level	Level	Line	Limit Remark
	MHz	dB	dB/m	dB	dBuV	dBuV/m	dBuV/m	dB
1	5230.000	7.61	34.00	34.99	71.51	78.13	-----	----- Average
2	5350.020	7.70	34.30	35.00	32.35	39.35	54.00	-14.65 Average
3 q	5350.587	7.71	34.30	35.00	32.73	39.74	54.00	-14.26 Average



Test Mode: 12; Polarity: Vertical; Modulation:802.11n; Bandwidth:40MHz; Channel:High

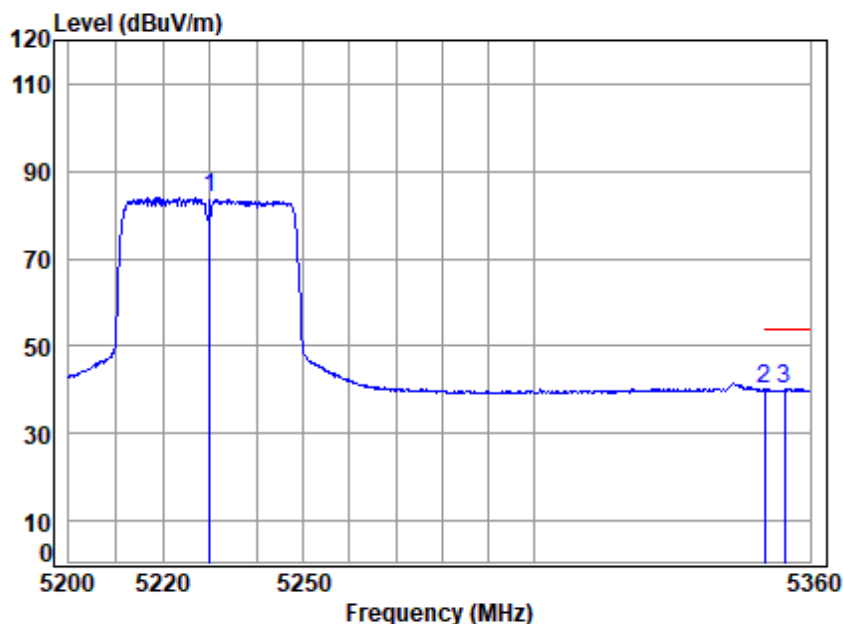


Site : chamber
Condition: 3m VERTICAL
Job No : 01989AT/01990AT
Mode : 5230 Band edge
: 5G WIFI 11N40

		Cable	Ant	Preamp	Read	Limit	Over	
Freq		Loss	Factor	Factor	Level	Level	Line	Limit Remark
MHz		dB	dB/m	dB	dBuV	dBuV/m	dBuV/m	dB
1 q 5230.000		7.61	34.00	34.99	87.00	93.62	68.20	25.42 Peak
2 5350.020		7.70	34.30	35.00	44.37	51.37	74.00	-22.63 Peak
3 5354.318		7.71	34.32	35.00	45.85	52.88	74.00	-21.12 Peak



Test Mode: 12; Polarity: Vertical; Modulation:802.11n; Bandwidth:40MHz; Channel:High

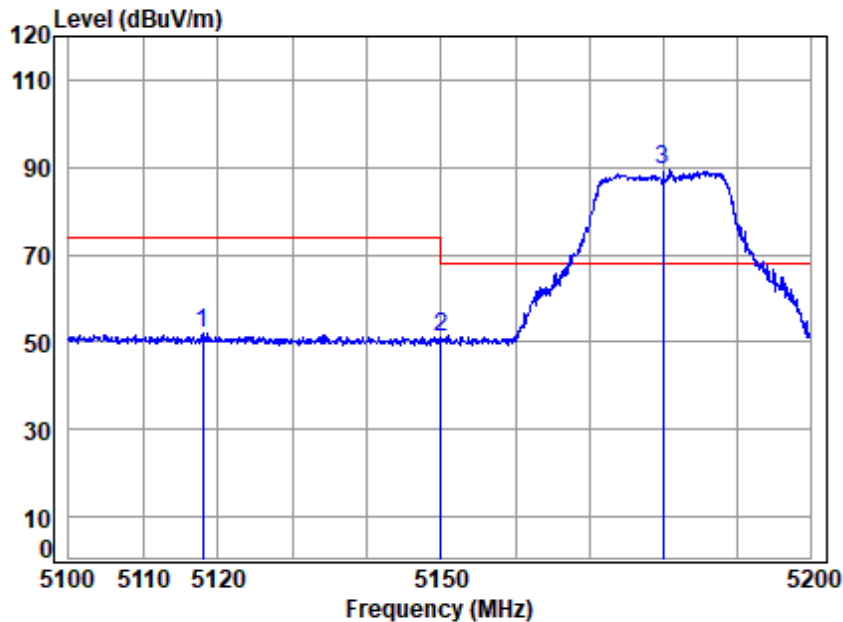


Site : chamber
Condition: 3m VERTICAL
Job No : 01989AT/01990AT
Mode : 5230 Band edge
: 5G WIFI 11N40

		Cable	Ant	Preamp	Read	Limit	Over	
	Freq	Loss	Factor	Factor	Level	Level	Line	Limit Remark
	MHz	dB	dB/m	dB	dBuV	dBuV/m	dBuV/m	dB
1	5230.000	7.61	34.00	34.99	77.27	83.89	-----	----- Average
2	5350.020	7.70	34.30	35.00	32.99	39.99	54.00	-14.01 Average
3 q	5354.480	7.71	34.32	35.00	33.12	40.15	54.00	-13.85 Average



Test Mode: 12; Polarity: Horizontal; Modulation:802.11ac; Bandwidth:20MHz; Channel:Low

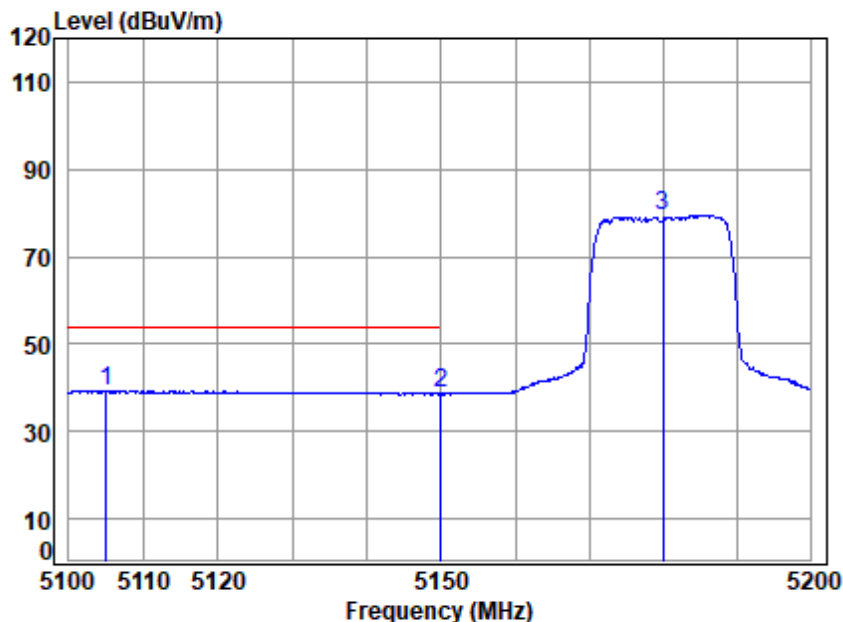


Site : chamber
Condition: 3m HORIZONTAL
Job No : 01989AT/01990AT
Mode : 5180 Band edge
: 5G WIFI 11AC20

		Cable	Ant	Preamp	Read	Limit	Over	
	Freq	Loss	Factor	Factor	Level	Level	Line	Limit Remark
	MHz	dB	dB/m	dB	dBuV	dBuV/m	dBuV/m	dB
1	5117.957	7.52	34.06	34.99	45.38	51.97	74.00	-22.03 peak
2	5149.980	7.55	34.00	34.99	44.44	51.00	74.00	-23.00 peak
3 q	5180.000	7.57	34.00	34.99	82.64	89.22	68.20	21.02 peak



Test Mode: 12; Polarity: Horizontal; Modulation:802.11ac; Bandwidth:20MHz; Channel:Low

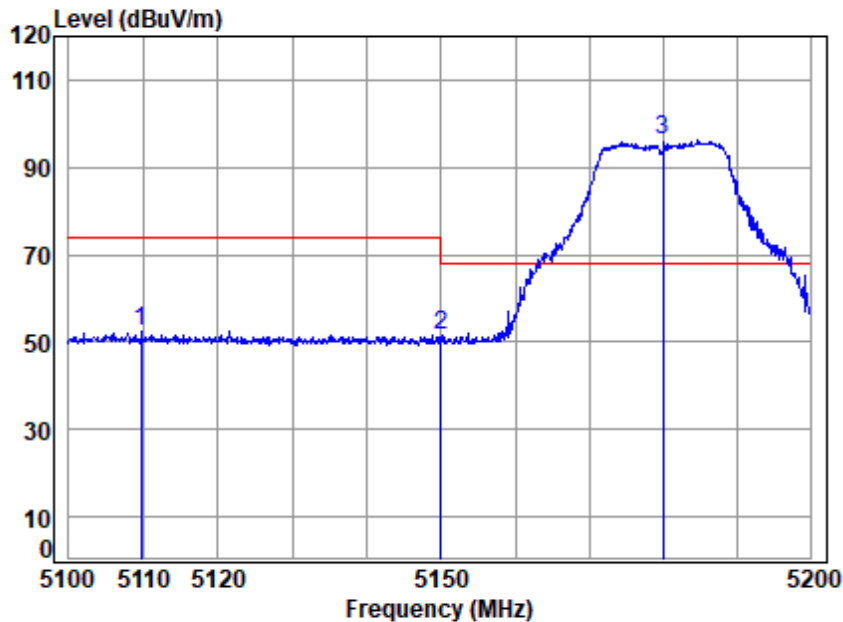


Site : chamber
Condition: 3m HORIZONTAL
Job No : 01989AT/01990AT
Mode : 5180 Band edge
: 5G WIFI 11AC20

		Cable	Ant	Preamp	Read	Limit	Over	
	Freq	Loss	Factor	Factor	Level	Level	Line	Limit Remark
	MHz	dB	dB/m	dB	dBuV	dBuV/m	dBuV/m	dB
1 q	5105.053	7.51	34.09	34.99	32.66	39.27	54.00	-14.73 Average
2	5149.980	7.55	34.00	34.99	32.26	38.82	54.00	-15.18 Average
3	5180.000	7.57	34.00	34.99	73.03	79.61	-----	----- Average



Test Mode: 12; Polarity: Vertical; Modulation:802.11ac; Bandwidth:20MHz; Channel:Low

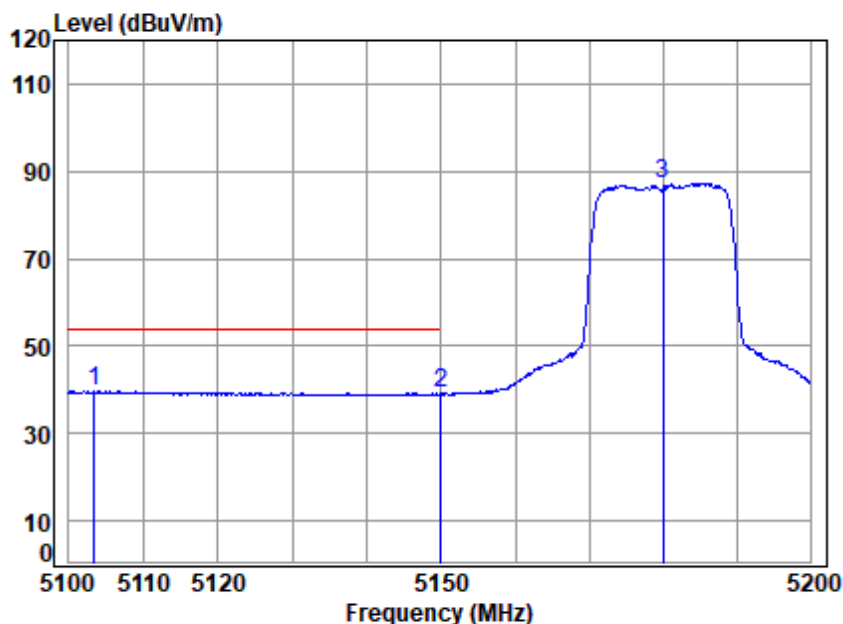


Site : chamber
Condition: 3m VERTICAL
Job No : 01989AT/01990AT
Mode : 5180 Band edge
: 5G WIFI 11AC20

		Cable	Ant	Preamp	Read	Limit	Over	
	Freq	Loss	Factor	Factor	Level	Level	Line	Limit Remark
	MHz	dB	dB/m	dB	dBuV	dBuV/m	dBuV/m	dB
1	5109.714	7.52	34.08	34.99	45.69	52.30	74.00	-21.70 Peak
2	5149.980	7.55	34.00	34.99	44.85	51.41	74.00	-22.59 Peak
3 q	5180.000	7.57	34.00	34.99	89.59	96.17	68.20	27.97 Peak



Test Mode: 12; Polarity: Vertical; Modulation:802.11ac; Bandwidth:20MHz; Channel:Low

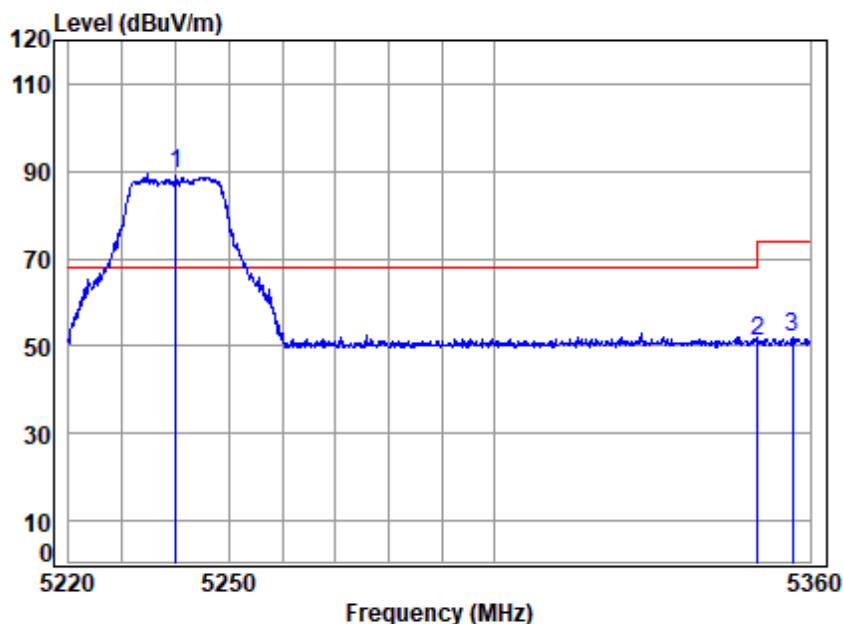


Site : chamber
Condition: 3m VERTICAL
Job No : 01989AT/01990AT
Mode : 5180 Band edge
: 5G WIFI 11AC20

		Cable	Ant	Preamp	Read	Limit	Over	
	Freq	Loss	Factor	Factor	Level	Level	Line	Limit Remark
	MHz	dB	dB/m	dB	dBuV	dBuV/m	dBuV/m	dB
1 q	5103.368	7.51	34.09	34.99	33.05	39.66	54.00	-14.34 Average
2	5149.980	7.55	34.00	34.99	32.72	39.28	54.00	-14.72 Average
3	5180.000	7.57	34.00	34.99	80.75	87.33	-----	----- Average



Test Mode: 12; Polarity: Horizontal; Modulation:802.11ac; Bandwidth:20MHz; Channel:High



Site : chamber
Condition: 3m HORIZONTAL
Job No : 01989AT/01990AT
Mode : 5240 Band edge
: 5G WIFI 11AC20

		Cable	Ant	Preamp	Read	Limit	Over	
	Freq	Loss	Factor	Factor	Level	Level	Limit	Remark
	MHz	dB	dB/m	dB	dBuV	dBuV/m	dBuV/m	dB
1 q	5240.000	7.62	34.00	35.00	82.60	89.22	68.20	21.02 peak
2	5350.020	7.70	34.30	35.00	44.28	51.28	74.00	-22.72 peak
3	5356.596	7.71	34.33	35.00	44.77	51.81	74.00	-22.19 peak



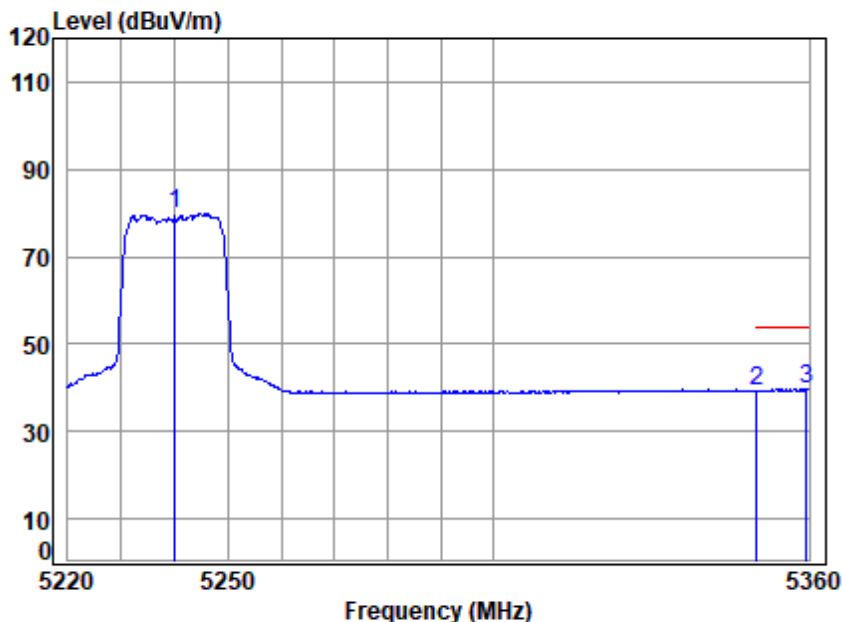
Unless otherwise agreed in writing, this document is issued by the Company subject to its General Conditions of Service printed overleaf, available on request or accessible at <https://www.sgs.com/en/Terms-and-Conditions>. Attention is drawn to the limitation of liability, indemnification and jurisdiction issues defined therein. Any holder of this document is advised that information contained hereon reflects the Company's findings at the time of its intervention only and within the limits of Client's instructions, if any. The Company's sole responsibility is to its Client and this document does not exonerate parties to a transaction from exercising all their rights and obligations under the transaction documents. This document cannot be reproduced except in full, without prior written approval of the Company. Any unauthorized alteration, forgery or falsification of the content or appearance of this document is unlawful and offenders may be prosecuted to the fullest extent of the law. Unless otherwise stated the results shown in this test report refer only to the sample(s) tested and such sample(s) are retained for 30 days only.

Attention: To check the authenticity of testing /inspection report & certificate, please contact us at telephone: (86-755) 8307 1443, or email: CN.Doccheck@sgs.com

SGS-CSTC Standards Technical Services Co., Ltd.
Shenzhen Branch Testing & Calibration Laboratory

No.1 Workshop, M-10, Middle Section, Science & Technology Park, Nanshan District, Shenzhen, Guangdong, China 518057 t (86-755) 26012053 f (86-755) 26710594 www.sgsgroup.com.cn
中国·广东·深圳市南山区科技园中区M-10栋1号厂房 邮编: 518057 t (86-755) 26012053 f (86-755) 26710594 sgs.china@sgs.com

Test Mode: 12; Polarity: Horizontal; Modulation:802.11ac; Bandwidth:20MHz; Channel:High



Site : chamber
Condition: 3m HORIZONTAL
Job No : 01989AT/01990AT
Mode : 5240 Band edge
: 5G WIFI 11AC20

		Cable	Ant	Preamp	Read	Limit	Over	
	Freq	Loss	Factor	Factor	Level	Level	Line	Limit Remark
	MHz	dB	dB/m	dB	dBuV	dBuV/m	dBuV/m	dB
1	5240.000	7.62	34.00	35.00	73.24	79.86	-----	----- Average
2	5350.020	7.70	34.30	35.00	32.38	39.38	54.00	-14.62 Average
3 q	5359.574	7.71	34.34	35.00	32.60	39.65	54.00	-14.35 Average



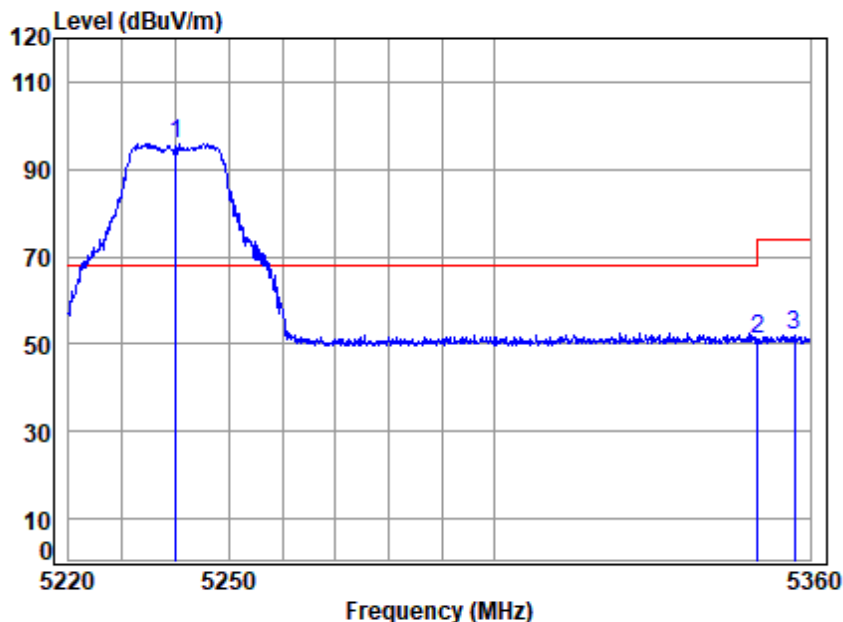
Unless otherwise agreed in writing, this document is issued by the Company subject to its General Conditions of Service printed overleaf, available on request or accessible at <https://www.sgs.com/en/Terms-and-Conditions>. Attention is drawn to the limitation of liability, indemnification and jurisdiction issues defined therein. Any holder of this document is advised that information contained hereon reflects the Company's findings at the time of its intervention only and within the limits of Client's instructions, if any. The Company's sole responsibility is to its Client and this document does not exonerate parties to a transaction from exercising all their rights and obligations under the transaction documents. This document cannot be reproduced except in full, without prior written approval of the Company. Any unauthorized alteration, forgery or falsification of the content or appearance of this document is unlawful and offenders may be prosecuted to the fullest extent of the law. Unless otherwise stated the results shown in this test report refer only to the sample(s) tested and such sample(s) are retained for 30 days only.

Attention: To check the authenticity of testing /inspection report & certificate, please contact us at telephone: (86-755) 8307 1443, or email: CN.Doccheck@sgs.com

SGS-CSTC Standards Technical Services Co., Ltd.
Shenzhen Branch Testing & Calibration Laboratory

No.1 Workshop, M-10, Middle Section, Science & Technology Park, Nanshan District, Shenzhen, Guangdong, China 518057 t (86-755) 26012053 f (86-755) 26710594 www.sgs.com.cn
中国·广东·深圳市南山区科技园中区M-10栋1号厂房 邮编: 518057 t (86-755) 26012053 f (86-755) 26710594 sgs.china@sgs.com

Test Mode: 12; Polarity: Vertical; Modulation:802.11ac; Bandwidth:20MHz; Channel:High

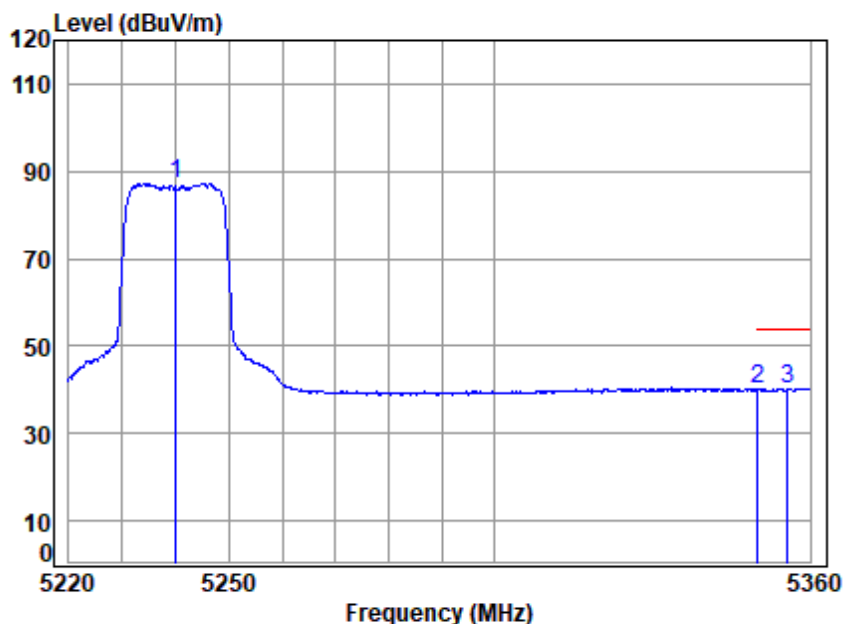


Site : chamber
Condition: 3m VERTICAL
Job No : 01989AT/01990AT
Mode : 5240 Band edge
: 5G WIFI 11AC20

		Cable	Ant	Preamp	Read	Limit	Over	
	Freq	Loss	Factor	Factor	Level	Line	Limit	Remark
	MHz	dB	dB/m	dB	dBuV	dBuV/m	dBuV/m	dB
1 q	5240.000	7.62	34.00	35.00	89.39	96.01	68.20	27.81 Peak
2	5350.020	7.70	34.30	35.00	44.16	51.16	74.00	-22.84 Peak
3	5357.022	7.71	34.33	35.00	44.93	51.97	74.00	-22.03 Peak



Test Mode: 12; Polarity: Vertical; Modulation:802.11ac; Bandwidth:20MHz; Channel:High



Site : chamber
Condition: 3m VERTICAL
Job No : 01989AT/01990AT
Mode : 5240 Band edge
: 5G WIFI 11AC20

		Cable	Ant	Preamp	Read	Limit	Over	
Freq		Loss	Factor	Factor	Level	Level	Line	Limit Remark
MHz		dB	dB/m	dB	dBuV	dBuV/m	dBuV/m	dB
1	5240.000	7.62	34.00	35.00	80.70	87.32	-----	----- Average
2	5350.020	7.70	34.30	35.00	33.38	40.38	54.00	-13.62 Average
3	5355.746	7.71	34.32	35.00	33.34	40.37	54.00	-13.63 Average



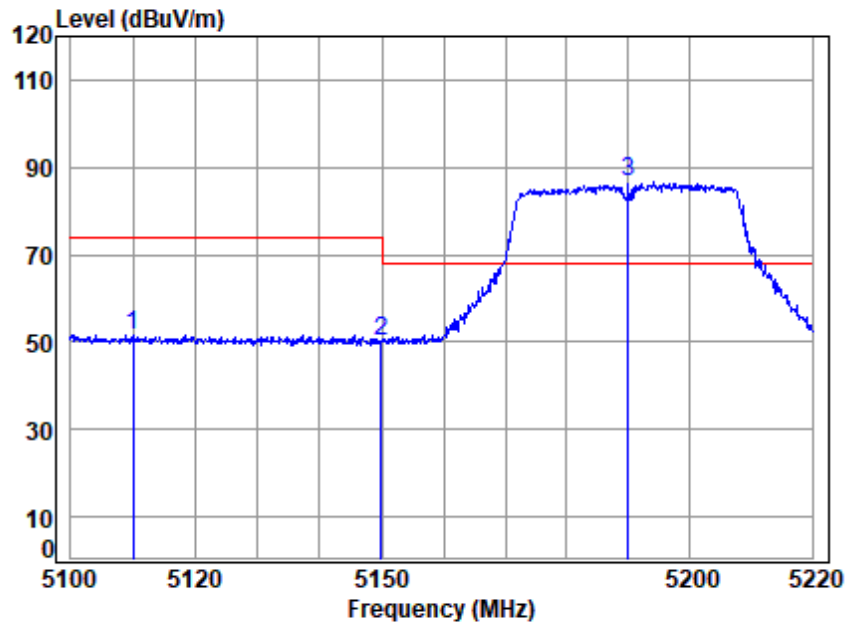
Unless otherwise agreed in writing, this document is issued by the Company subject to its General Conditions of Service printed overleaf, available on request or accessible at <https://www.sgs.com/en/Terms-and-Conditions>. Attention is drawn to the limitation of liability, indemnification and jurisdiction issues defined therein. Any holder of this document is advised that information contained hereon reflects the Company's findings at the time of its intervention only and within the limits of Client's instructions, if any. The Company's sole responsibility is to its Client and this document does not exonerate parties to a transaction from exercising all their rights and obligations under the transaction documents. This document cannot be reproduced except in full, without prior written approval of the Company. Any unauthorized alteration, forgery or falsification of the content or appearance of this document is unlawful and offenders may be prosecuted to the fullest extent of the law. Unless otherwise stated the results shown in this test report refer only to the sample(s) tested and such sample(s) are retained for 30 days only.

Attention: To check the authenticity of testing /inspection report & certificate, please contact us at telephone: (86-755) 8307 1443, or email: CN.Doccheck@sgs.com

SGS-CSTC Standards Technical Services Co., Ltd.
Shenzhen Branch Testing & Calibration Laboratory

No.1 Workshop, M-10, Middle Section, Science & Technology Park, Nanshan District, Shenzhen, Guangdong, China 518057 t (86-755) 26012053 f (86-755) 26710594 www.sgs.com.cn
中国·广东·深圳市南山区科技园中区M-10栋1号厂房 邮编: 518057 t (86-755) 26012053 f (86-755) 26710594 sgs.china@sgs.com

Test Mode: 12; Polarity: Horizontal; Modulation:802.11ac; Bandwidth:40MHz; Channel:Low

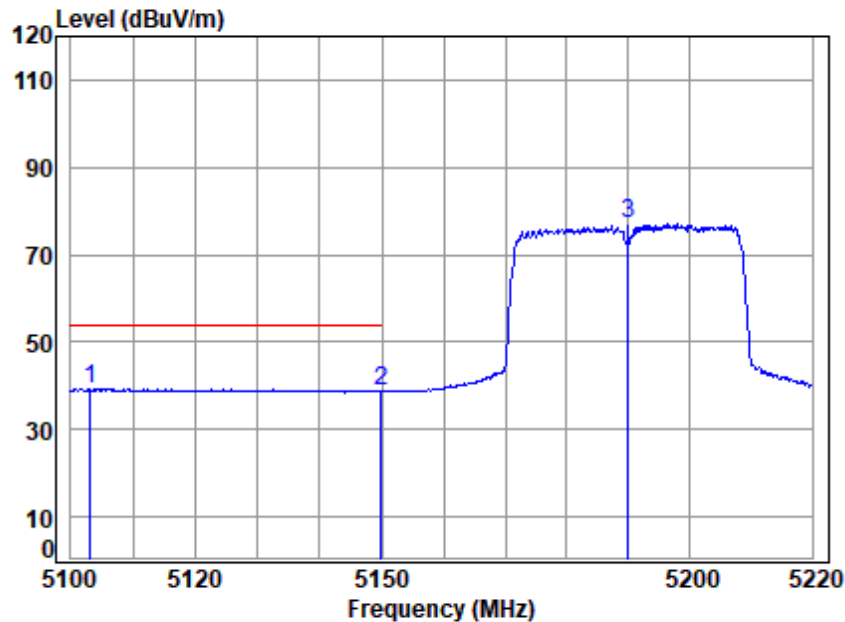


Site : chamber
Condition: 3m HORIZONTAL
Job No : 01989AT/01990AT
Mode : 5190 Band edge
: 5G WIFI 11AC40

		Cable	Ant	Preamp	Read	Limit	Over	
	Freq	Loss	Factor	Factor	Level	Level	Line	Limit Remark
	MHz	dB	dB/m	dB	dBuV	dBuV/m	dBuV/m	dB
1	5109.973	7.52	34.08	34.99	44.92	51.53	74.00	-22.47 peak
2	5149.980	7.55	34.00	34.99	43.82	50.38	74.00	-23.62 peak
3 q	5190.000	7.58	34.00	34.99	79.93	86.52	68.20	18.32 peak



Test Mode: 12; Polarity: Horizontal; Modulation:802.11ac; Bandwidth:40MHz; Channel:Low

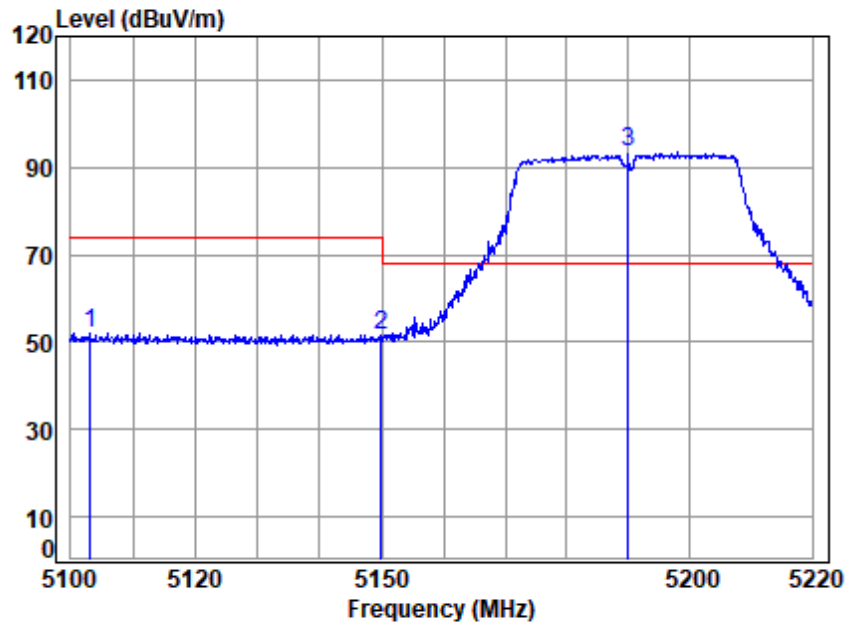


Site : chamber
Condition: 3m HORIZONTAL
Job No : 01989AT/01990AT
Mode : 5190 Band edge
: 5G WIFI 11AC40

		Cable	Ant	Preamp	Read	Limit	Over	
	Freq	Loss	Factor	Factor	Level	Level	Line	Limit Remark
	MHz	dB	dB/m	dB	dBuV	dBuV/m	dBuV/m	dB
1 q	5103.085	7.51	34.09	34.99	32.71	39.32	54.00	-14.68 Average
2	5149.980	7.55	34.00	34.99	32.20	38.76	54.00	-15.24 Average
3	5190.000	7.58	34.00	34.99	70.40	76.99	-----	----- Average



Test Mode: 12; Polarity: Vertical; Modulation:802.11ac; Bandwidth:40MHz; Channel:Low

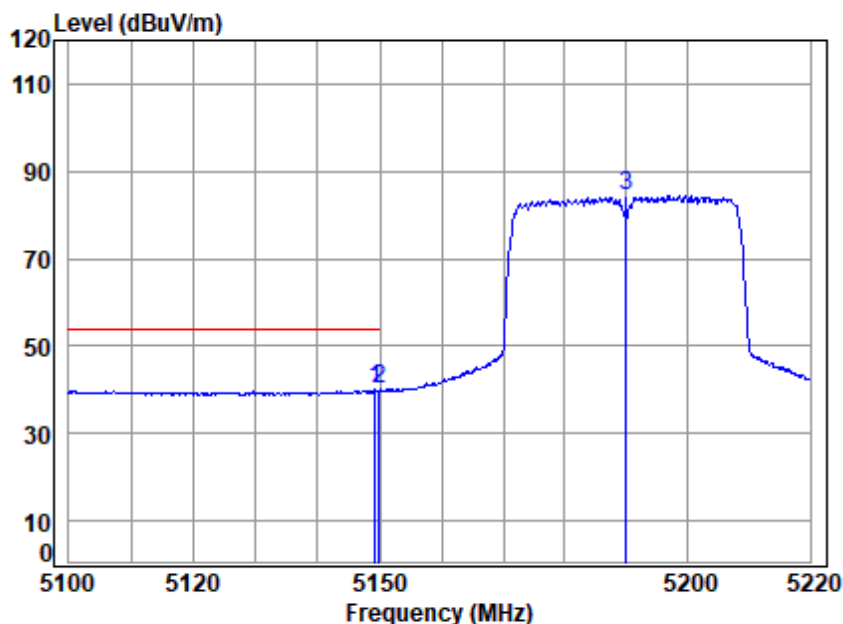


Site : chamber
Condition: 3m VERTICAL
Job No : 01989AT/01990AT
Mode : 5190 Band edge
: 5G WIFI 11AC40

		Cable	Ant	Preamp	Read	Limit	Over	
	Freq	Loss	Factor	Factor	Level	Line	Limit	Remark
	MHz	dB	dB/m	dB	dBuV	dBuV/m	dBuV/m	dB
1	5103.204	7.51	34.09	34.99	45.62	52.23	74.00	-21.77 Peak
2	5149.980	7.55	34.00	34.99	44.86	51.42	74.00	-22.58 Peak
3 q	5190.000	7.58	34.00	34.99	87.11	93.70	68.20	25.50 Peak



Test Mode: 12; Polarity: Vertical; Modulation:802.11ac; Bandwidth:40MHz; Channel:Low

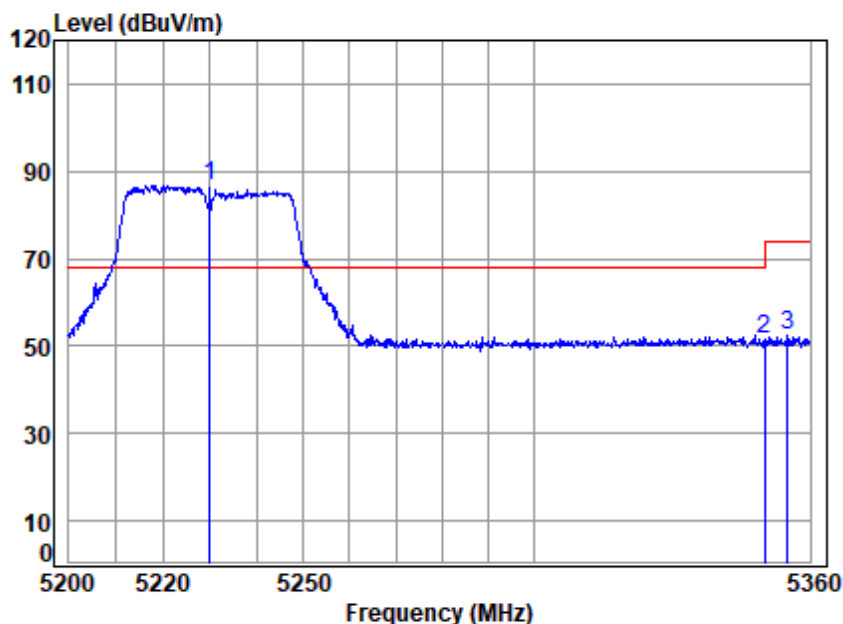


Site : chamber
Condition: 3m VERTICAL
Job No : 01989AT/01990AT
Mode : 5190 Band edge
: 5G WIFI 11AC40

		Cable	Ant	Preamp	Read	Limit	Over	
	Freq	Loss	Factor	Factor	Level	Level	Line	Limit Remark
	MHz	dB	dB/m	dB	dBuV	dBuV/m	dBuV/m	dB
1	5149.342	7.55	34.00	34.99	33.39	39.95	54.00	-14.05 Average
2 q	5149.980	7.55	34.00	34.99	33.43	39.99	54.00	-14.01 Average
3	5190.000	7.58	34.00	34.99	77.93	84.52	-----	----- Average



Test Mode: 12; Polarity: Horizontal; Modulation:802.11ac; Bandwidth:40MHz; Channel:High



Site : chamber
Condition: 3m HORIZONTAL
Job No : 01989AT/01990AT
Mode : 5230 Band edge
: 5G WIFI 11AC40

		Cable	Ant	Preamp	Read	Limit	Over	
Freq	Loss	Factor	Factor	Level	Level	Line	Limit	Remark
MHz	dB	dB/m	dB	dBuV	dBuV/m	dBuV/m	dB	
1 q 5230.000	7.61	34.00	34.99	80.11	86.73	68.20	18.53	peak
2 5350.020	7.70	34.30	35.00	44.56	51.56	74.00	-22.44	peak
3 5355.129	7.71	34.32	35.00	45.61	52.64	74.00	-21.36	peak



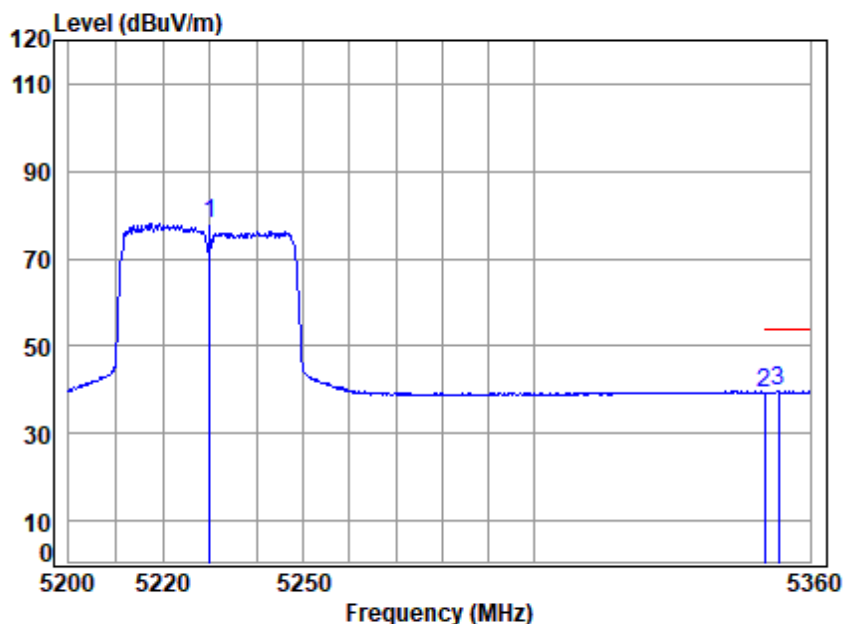
SGS-CSTC Standards Technical Services Co., Ltd. Shenzhen Branch

SZEMC-TRF-01 Rev. A/0 Aug01,2022

Report No.: SZCR230600198905

Page: 150 of 495

Test Mode: 12; Polarity: Horizontal; Modulation:802.11ac; Bandwidth:40MHz; Channel:High



Site : chamber
Condition: 3m HORIZONTAL
Job No : 01989AT/01990AT
Mode : 5230 Band edge
: 5G WIFI 11AC40

		Cable	Ant	Preamp	Read	Limit	Over	
	Freq	Loss	Factor	Factor	Level	Level	Line	Limit Remark
	MHz	dB	dB/m	dB	dBuV	dBuV/m	dBuV/m	dB
1	5230.000	7.61	34.00	34.99	71.57	78.19	-----	----- Average
2	5350.020	7.70	34.30	35.00	32.35	39.35	54.00	-14.65 Average
3 q	5353.182	7.71	34.31	35.00	32.58	39.60	54.00	-14.40 Average



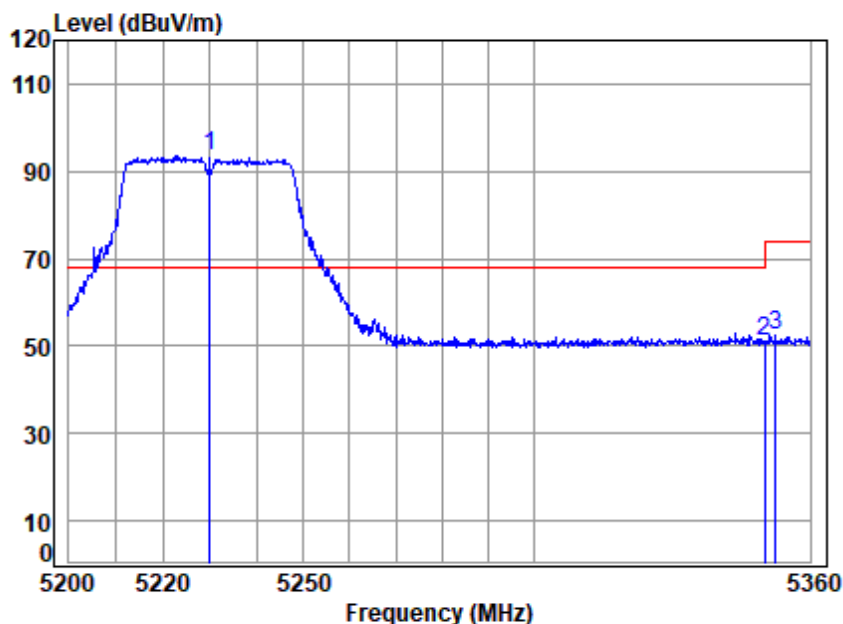
SGS-CSTC Standards Technical Services Co., Ltd.
Shenzhen Branch Inspection & Testing Laboratory

Unless otherwise agreed in writing, this document is issued by the Company subject to its General Conditions of Service printed overleaf, available on request or accessible at <https://www.sgs.com/en/Terms-and-Conditions>. Attention is drawn to the limitation of liability, indemnification and jurisdiction issues defined therein. Any holder of this document is advised that information contained hereon reflects the Company's findings at the time of its intervention only and within the limits of Client's instructions, if any. The Company's sole responsibility is to its Client and this document does not exonerate parties to a transaction from exercising all their rights and obligations under the transaction documents. This document cannot be reproduced except in full, without prior written approval of the Company. Any unauthorized alteration, forgery or falsification of the content or appearance of this document is unlawful and offenders may be prosecuted to the fullest extent of the law. Unless otherwise stated the results shown in this test report refer only to the sample(s) tested and such sample(s) are retained for 30 days only.

Attention: To check the authenticity of testing /inspection report & certificate, please contact us at telephone: (86-755) 8307 1443, or email: CN.Doccheck@sgs.com

No.1 Workshop, M-10, Middle Section, Science & Technology Park, Nanshan District, Shenzhen, Guangdong, China 518057 t (86-755) 26012053 f (86-755) 26710594 www.sgs.com.cn
中国·广东·深圳市南山区科技园中区M-10栋1号厂房 邮编: 518057 t (86-755) 26012053 f (86-755) 26710594 sgs.china@sgs.com

Test Mode: 12; Polarity: Vertical; Modulation:802.11ac; Bandwidth:40MHz; Channel:High



Site : chamber
Condition: 3m VERTICAL
Job No : 01989AT/01990AT
Mode : 5230 Band edge
: 5G WIFI 11AC40

		Cable	Ant	Preamp	Read	Limit	Over	
	Freq	Loss	Factor	Factor	Level	Level	Line	Limit Remark
	MHz	dB	dB/m	dB	dBuV	dBuV/m	dBuV/m	dB
1 q	5230.000	7.61	34.00	34.99	86.89	93.51	68.20	25.31 Peak
2	5350.020	7.70	34.30	35.00	44.17	51.17	74.00	-22.83 Peak
3	5352.371	7.71	34.31	35.00	45.42	52.44	74.00	-21.56 Peak



Unless otherwise agreed in writing, this document is issued by the Company subject to its General Conditions of Service printed overleaf, available on request or accessible at <https://www.sgs.com/en/Terms-and-Conditions>. Attention is drawn to the limitation of liability, indemnification and jurisdiction issues defined therein. Any holder of this document is advised that information contained hereon reflects the Company's findings at the time of its intervention only and within the limits of Client's instructions, if any. The Company's sole responsibility is to its Client and this document does not exonerate parties to a transaction from exercising all their rights and obligations under the transaction documents. This document cannot be reproduced except in full, without prior written approval of the Company. Any unauthorized alteration, forgery or falsification of the content or appearance of this document is unlawful and offenders may be prosecuted to the fullest extent of the law. Unless otherwise stated the results shown in this test report refer only to the sample(s) tested and such sample(s) are retained for 30 days only.

Attention: To check the authenticity of testing /inspection report & certificate, please contact us at telephone: (86-755) 8307 1443, or email: CN.Doccheck@sgs.com

SGS-CSTC Standards Technical Services Co., Ltd.
Shenzhen Branch Inspection & Testing Laboratory

No.1 Workshop, M-10, Middle Section, Science & Technology Park, Nanshan District, Shenzhen, Guangdong, China 518057 t (86-755) 26012053 f (86-755) 26710594 www.sgs.com.cn
中国·广东·深圳市南山区科技园中区M-10栋1号厂房 邮编: 518057 t (86-755) 26012053 f (86-755) 26710594 sgs.china@sgs.com

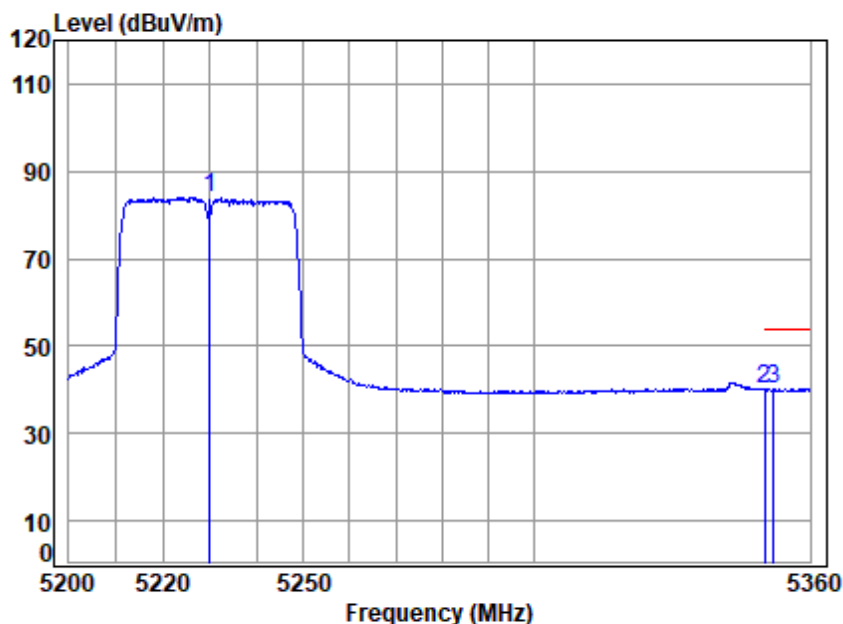
SGS-CSTC Standards Technical Services Co., Ltd. Shenzhen Branch

SZEMC-TRF-01 Rev. A/0 Aug01,2022

Report No.: SZCR230600198905

Page: 152 of 495

Test Mode: 12; Polarity: Vertical; Modulation:802.11ac; Bandwidth:40MHz; Channel:High



Site : chamber
Condition: 3m VERTICAL
Job No : 01989AT/01990AT
Mode : 5230 Band edge
: 5G WIFI 11AC40

		Cable	Ant	Preamp	Read	Limit	Over	
	Freq	Loss	Factor	Factor	Level	Level	Line	Limit Remark
	MHz	dB	dB/m	dB	dBuV	dBuV/m	dBuV/m	dB
1	5230.000	7.61	34.00	34.99	77.43	84.05	-----	----- Average
2	5350.020	7.70	34.30	35.00	33.20	40.20	54.00	-13.80 Average
3 q	5352.046	7.71	34.31	35.00	33.18	40.20	54.00	-13.80 Average



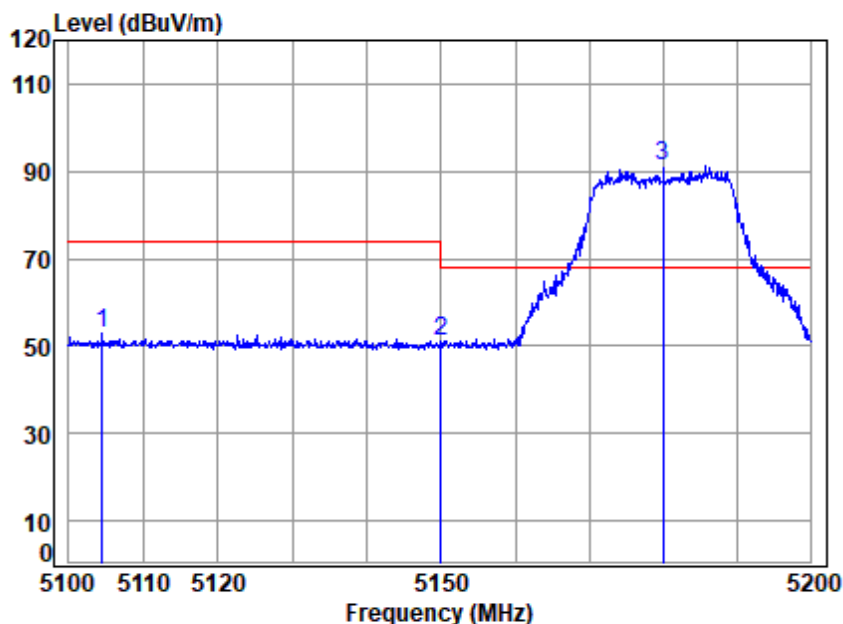
SGS-CSTC Standards Technical Services Co., Ltd.
Shenzhen Branch Inspection & Testing Laboratory

Unless otherwise agreed in writing, this document is issued by the Company subject to its General Conditions of Service printed overleaf, available on request or accessible at <https://www.sgs.com/en/Terms-and-Conditions>. Attention is drawn to the limitation of liability, indemnification and jurisdiction issues defined therein. Any holder of this document is advised that information contained hereon reflects the Company's findings at the time of its intervention only and within the limits of Client's instructions, if any. The Company's sole responsibility is to its Client and this document does not exonerate parties to a transaction from exercising all their rights and obligations under the transaction documents. This document cannot be reproduced except in full, without prior written approval of the Company. Any unauthorized alteration, forgery or falsification of the content or appearance of this document is unlawful and offenders may be prosecuted to the fullest extent of the law. Unless otherwise stated the results shown in this test report refer only to the sample(s) tested and such sample(s) are retained for 30 days only.

Attention: To check the authenticity of testing /inspection report & certificate, please contact us at telephone: (86-755) 8307 1443, or email: CN.Doccheck@sgs.com

No.1 Workshop, M-10, Middle Section, Science & Technology Park, Nanshan District, Shenzhen, Guangdong, China 518057 t (86-755) 26012053 f (86-755) 26710594 www.sgs.com.cn
中国·广东·深圳市南山区科技园中区M-10栋1号厂房 邮编: 518057 t (86-755) 26012053 f (86-755) 26710594 sgs.china@sgs.com

Test Mode: 12; Polarity: Horizontal; Modulation:802.11ax(Full RU0); Bandwidth:20MHz; Channel:Low

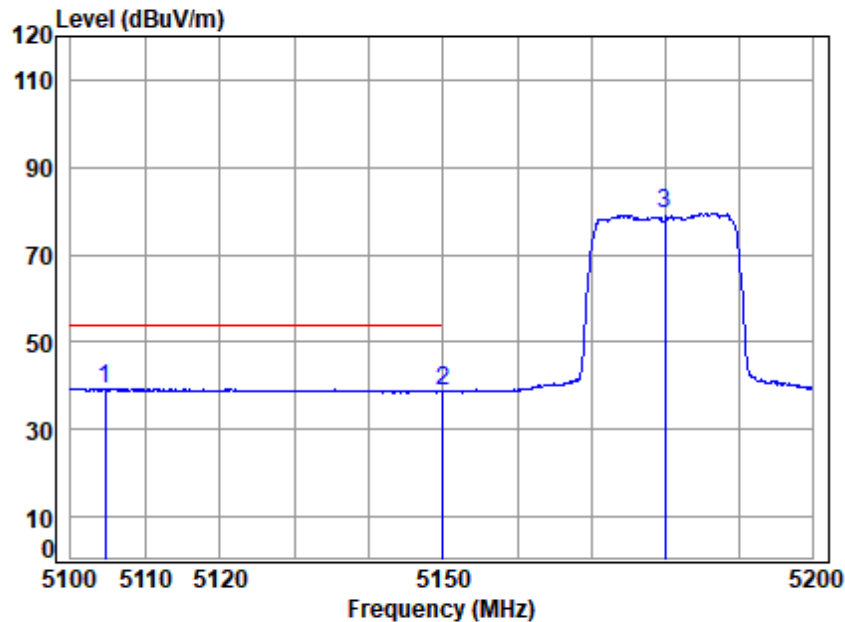


Site : chamber
Condition: 3m HORIZONTAL
Job No : 01989AT/01990AT
Mode : 5180 Band edge
: 5G WIFI 11AX20

		Cable	Ant	Preamp	Read	Limit	Over	
	Freq	Loss	Factor	Factor	Level	Level	Line	Limit Remark
	MHz	dB	dB/m	dB	dBuV	dBuV/m	dBuV/m	dB
1	5104.458	7.51	34.09	34.99	46.19	52.80	74.00	-21.20 peak
2	5149.980	7.55	34.00	34.99	44.34	50.90	74.00	-23.10 peak
3 q	5180.000	7.57	34.00	34.99	84.89	91.47	68.20	23.27 peak



Test Mode: 12; Polarity: Horizontal; Modulation:802.11ax(Full RU0); Bandwidth:20MHz; Channel:Low

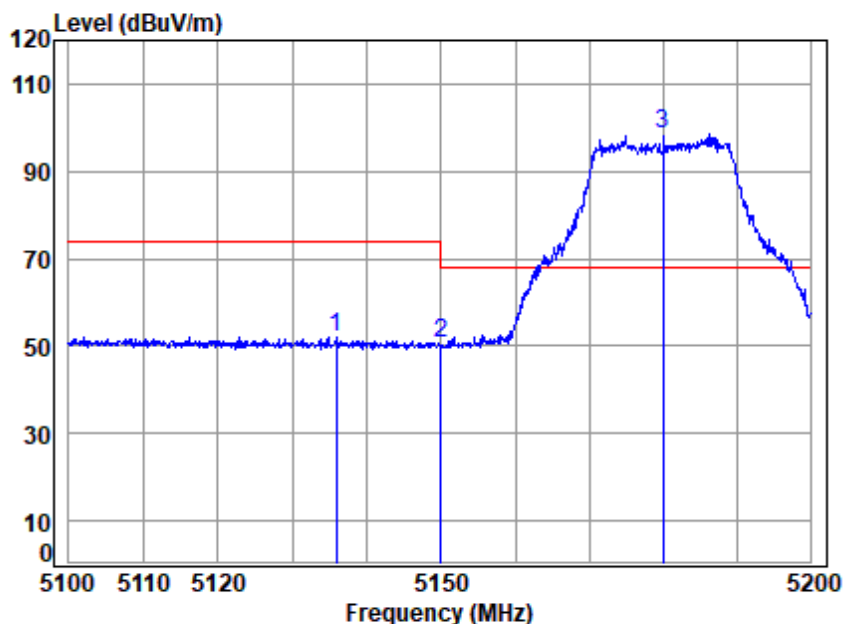


Site : chamber
Condition: 3m HORIZONTAL
Job No : 01989AT/01990AT
Mode : 5180 Band edge
: 5G WIFI 11AX20

		Cable	Ant	Preamp	Read	Limit	Over	
	Freq	Loss	Factor	Factor	Level	Level	Line	Limit Remark
	MHz	dB	dB/m	dB	dBuV	dBuV/m	dBuV/m	dB
1	q 5104.657	7.51	34.09	34.99	32.68	39.29	54.00	-14.71 Average
2	5149.980	7.55	34.00	34.99	32.30	38.86	54.00	-15.14 Average
3	5180.000	7.57	34.00	34.99	73.00	79.58	-----	----- Average



Test Mode: 12; Polarity: Vertical; Modulation:802.11ax(Full RU0); Bandwidth:20MHz; Channel:Low

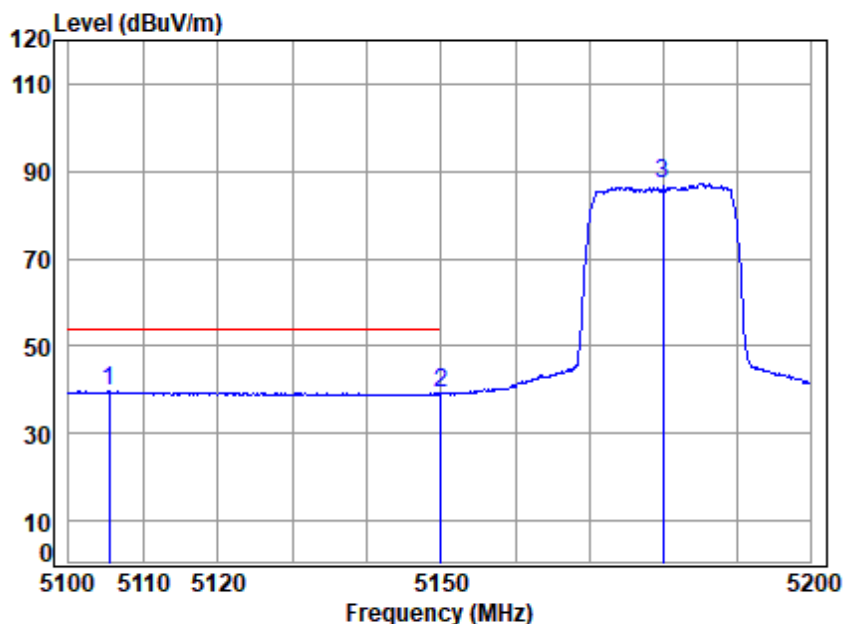


Site : chamber
Condition: 3m VERTICAL
Job No : 01989AT/01990AT
Mode : 5180 Band edge
: 5G WIFI 11AX20

		Cable	Ant	Preamp	Read	Limit	Over	
	Freq	Loss	Factor	Factor	Level	Level	Line	Limit Remark
	MHz	dB	dB/m	dB	dBuV	dBuV/m	dBuV/m	dB
1	5135.876	7.54	34.03	34.99	45.47	52.05	74.00	-21.95 Peak
2	5149.980	7.55	34.00	34.99	43.95	50.51	74.00	-23.49 Peak
3 q	5180.000	7.57	34.00	34.99	92.06	98.64	68.20	30.44 Peak



Test Mode: 12; Polarity: Vertical; Modulation:802.11ax(Full RU0); Bandwidth:20MHz; Channel:Low

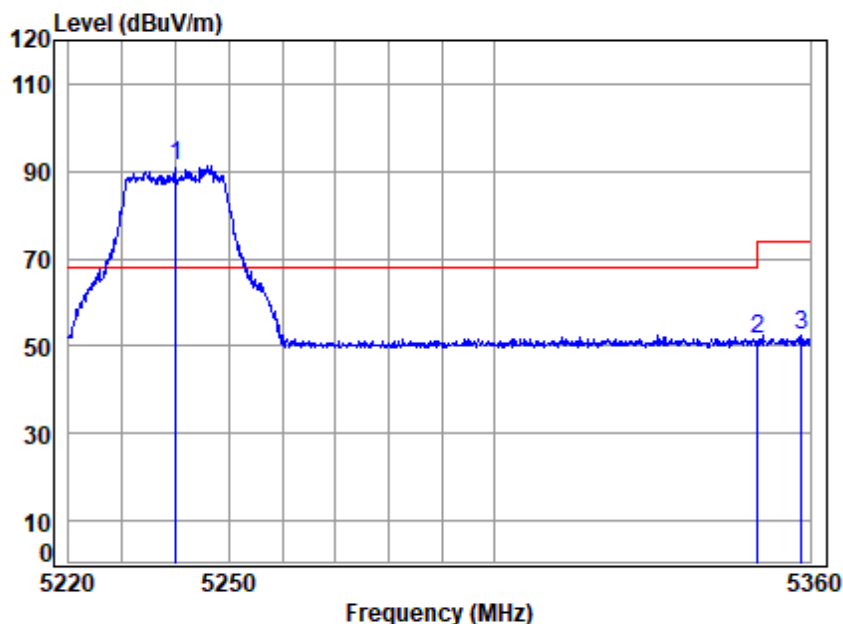


Site : chamber
Condition: 3m VERTICAL
Job No : 01989AT/01990AT
Mode : 5180 Band edge
: 5G WIFI 11AX20

		Cable	Ant	Preamp	Read	Limit	Over	
	Freq	Loss	Factor	Factor	Level	Level	Line	Limit Remark
	MHz	dB	dB/m	dB	dBuV	dBuV/m	dBuV/m	dB
1 q	5105.351	7.51	34.09	34.99	32.99	39.60	54.00	-14.40 Average
2	5149.980	7.55	34.00	34.99	32.76	39.32	54.00	-14.68 Average
3	5180.000	7.57	34.00	34.99	80.72	87.30	-----	----- Average



Test Mode: 12; Polarity: Horizontal; Modulation:802.11ax(Full RU0); Bandwidth:20MHz; Channel:High



Site : chamber
Condition: 3m HORIZONTAL
Job No : 01989AT/01990AT
Mode : 5240 Band edge
: 5G WIFI 11AX20

		Cable	Ant	Preamp	Read	Limit	Over	
Freq	Loss	Factor	Factor	Level	Level	Line	Limit	Remark
MHz	dB	dB/m	dB	dBuV	dBuV/m	dBuV/m	dB	
1 q 5240.000	7.62	34.00	35.00	84.62	91.24	68.20	23.04	peak
2 5350.020	7.70	34.30	35.00	44.50	51.50	74.00	-22.50	peak
3 5358.440	7.71	34.33	35.00	45.39	52.43	74.00	-21.57	peak



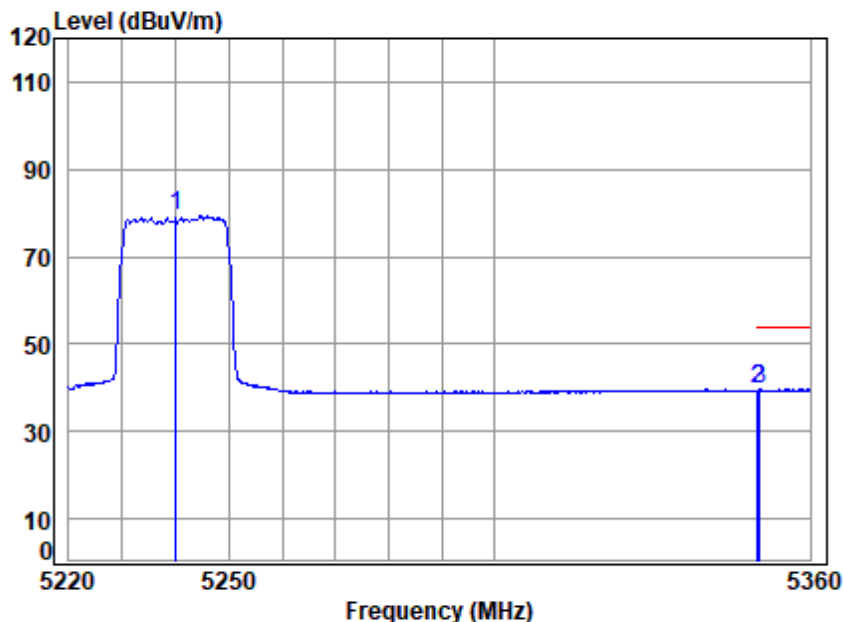
SGS-CSTC Standards Technical Services Co., Ltd. Shenzhen Branch

SZEMC-TRF-01 Rev. A/0 Aug01,2022

Report No.: SZCR230600198905

Page: 158 of 495

Test Mode: 12; Polarity: Horizontal; Modulation:802.11ax(Full RU0); Bandwidth:20MHz; Channel:High



Site : chamber
Condition: 3m HORIZONTAL
Job No : 01989AT/01990AT
Mode : 5240 Band edge
: 5G WIFI 11AX20

		Cable	Ant	Preamp	Read	Limit	Over	
	Freq	Loss	Factor	Factor	Level	Level	Line	Limit Remark
	MHz	dB	dB/m	dB	dBuV	dBuV/m	dBuV/m	dB
1	5240.000	7.62	34.00	35.00	72.59	79.21	-----	----- Average
2	5350.020	7.70	34.30	35.00	32.51	39.51	54.00	-14.49 Average
3 q	5350.362	7.70	34.30	35.00	32.66	39.66	54.00	-14.34 Average



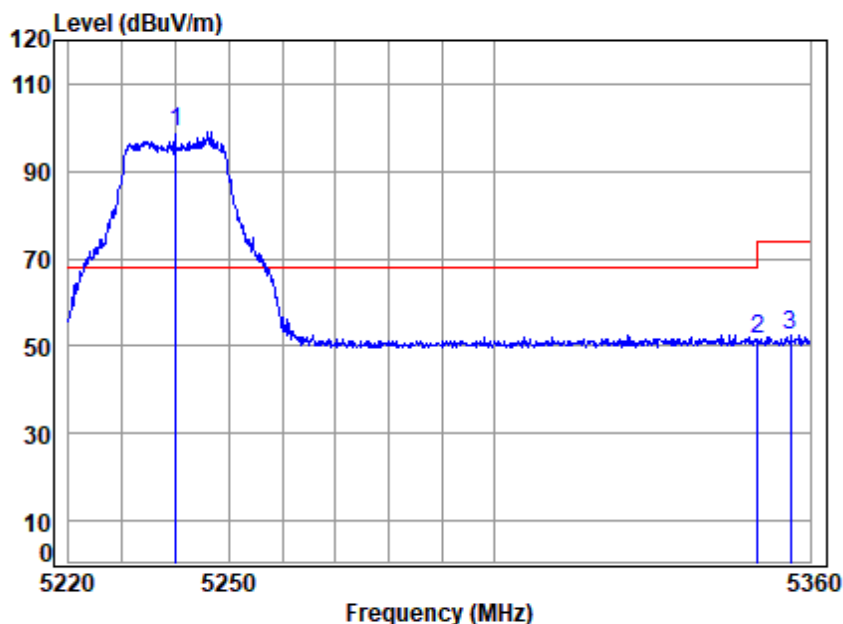
SGS-CSTC Standards Technical Services Co., Ltd.
Shenzhen Branch Inspection & Testing Laboratory

Unless otherwise agreed in writing, this document is issued by the Company subject to its General Conditions of Service printed overleaf, available on request or accessible at <https://www.sgs.com/en/Terms-and-Conditions>. Attention is drawn to the limitation of liability, indemnification and jurisdiction issues defined therein. Any holder of this document is advised that information contained hereon reflects the Company's findings at the time of its intervention only and within the limits of Client's instructions, if any. The Company's sole responsibility is to its Client and this document does not exonerate parties to a transaction from exercising all their rights and obligations under the transaction documents. This document cannot be reproduced except in full, without prior written approval of the Company. Any unauthorized alteration, forgery or falsification of the content or appearance of this document is unlawful and offenders may be prosecuted to the fullest extent of the law. Unless otherwise stated the results shown in this test report refer only to the sample(s) tested and such sample(s) are retained for 30 days only.

Attention: To check the authenticity of testing /inspection report & certificate, please contact us at telephone: (86-755) 8307 1443, or email: CN.Doccheck@sgs.com

No.1 Workshop, M-10, Middle Section, Science & Technology Park, Nanshan District, Shenzhen, Guangdong, China 518057 t (86-755) 26012053 f (86-755) 26710594 www.sgs.com.cn
中国·广东·深圳市南山区科技园中区M-10栋1号厂房 邮编: 518057 t (86-755) 26012053 f (86-755) 26710594 sgs.china@sgs.com

Test Mode: 12; Polarity: Vertical; Modulation:802.11ax(Full RU0); Bandwidth:20MHz; Channel:High



Site : chamber
Condition: 3m VERTICAL
Job No : 01989AT/01990AT
Mode : 5240 Band edge
: 5G WIFI 11AX20

		Cable	Ant	Preamp	Read	Limit	Over	
	Freq	Loss	Factor	Factor	Level	Level	Line	Limit Remark
	MHz	dB	dB/m	dB	dBuV	dBuV/m	dBuV/m	dB
1 q	5240.000	7.62	34.00	35.00	92.29	98.91	68.20	30.71 Peak
2	5350.020	7.70	34.30	35.00	44.37	51.37	74.00	-22.63 Peak
3	5356.313	7.71	34.33	35.00	45.66	52.70	74.00	-21.30 Peak



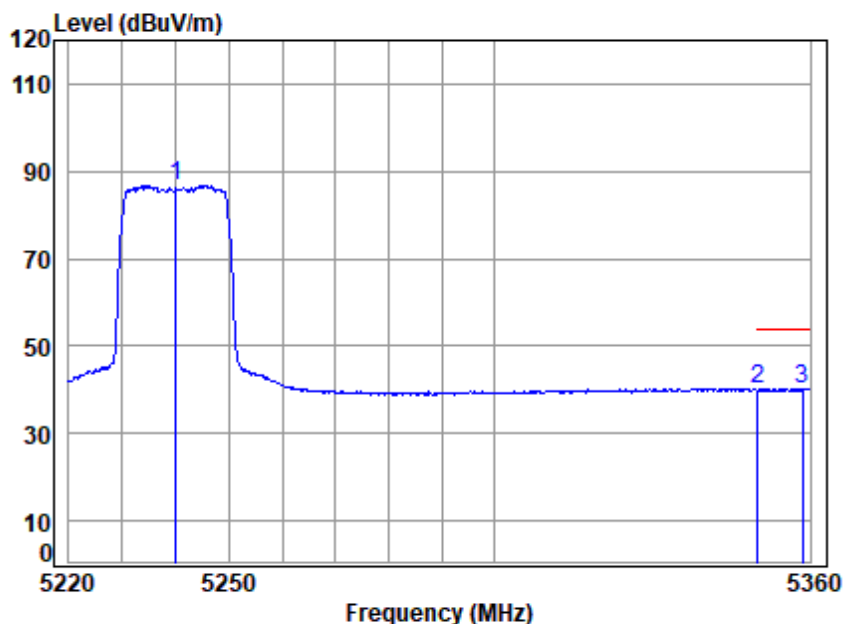
SGS-CSTC Standards Technical Services Co., Ltd. Shenzhen Branch

SZEMC-TRF-01 Rev. A/0 Aug01,2022

Report No.: SZCR230600198905

Page: 160 of 495

Test Mode: 12; Polarity: Vertical; Modulation:802.11ax(Full RU0); Bandwidth:20MHz; Channel:High



Site : chamber
Condition: 3m VERTICAL
Job No : 01989AT/01990AT
Mode : 5240 Band edge
: 5G WIFI 11AX20

		Cable	Ant	Preamp	Read	Limit	Over	
	Freq	Loss	Factor	Factor	Level	Level	Line	Limit Remark
	MHz	dB	dB/m	dB	dBuV	dBuV/m	dBuV/m	dB
1	5240.000	7.62	34.00	35.00	80.18	86.80	-----	----- Average
2	5350.020	7.70	34.30	35.00	32.93	39.93	54.00	-14.07 Average
3 q	5358.582	7.71	34.33	35.00	33.28	40.32	54.00	-13.68 Average



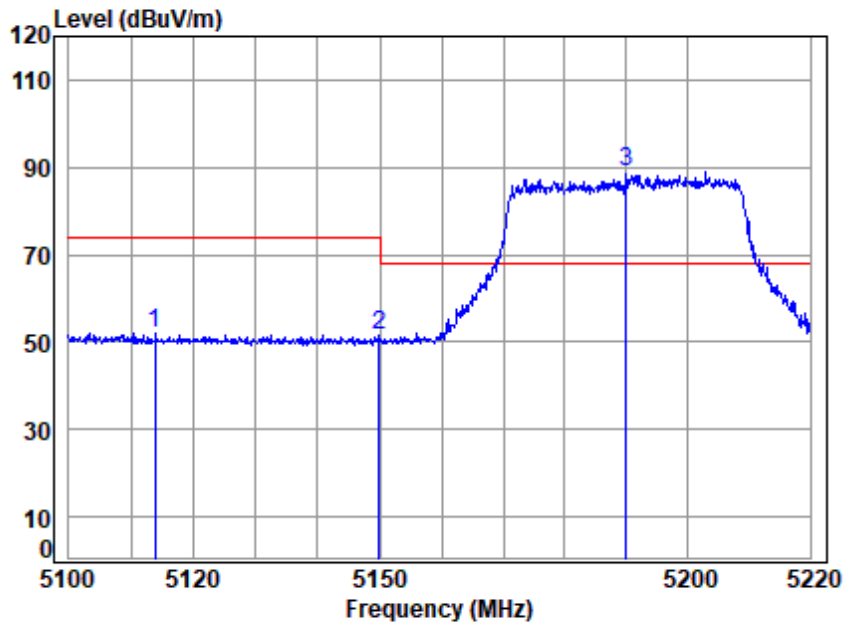
SGS-CSTC Standards Technical Services Co., Ltd.
Shenzhen Branch Testing & Calibration Laboratory

Unless otherwise agreed in writing, this document is issued by the Company subject to its General Conditions of Service printed overleaf, available on request or accessible at <https://www.sgs.com/en/Terms-and-Conditions>. Attention is drawn to the limitation of liability, indemnification and jurisdiction issues defined therein. Any holder of this document is advised that information contained hereon reflects the Company's findings at the time of its intervention only and within the limits of Client's instructions, if any. The Company's sole responsibility is to its Client and this document does not exonerate parties to a transaction from exercising all their rights and obligations under the transaction documents. This document cannot be reproduced except in full, without prior written approval of the Company. Any unauthorized alteration, forgery or falsification of the content or appearance of this document is unlawful and offenders may be prosecuted to the fullest extent of the law. Unless otherwise stated the results shown in this test report refer only to the sample(s) tested and such sample(s) are retained for 30 days only.

Attention: To check the authenticity of testing /inspection report & certificate, please contact us at telephone: (86-755) 8307 1443, or email: CN.Doccheck@sgs.com

No.1 Workshop, M-10, Middle Section, Science & Technology Park, Nanshan District, Shenzhen, Guangdong, China 518057 t (86-755) 26012053 f (86-755) 26710594 www.sgs.com.cn
中国·广东·深圳市南山区科技园中区M-10栋1号厂房 邮编: 518057 t (86-755) 26012053 f (86-755) 26710594 sgs.china@sgs.com

Test Mode: 12; Polarity: Horizontal; Modulation:802.11ax(Full RU0); Bandwidth:40MHz; Channel:Low

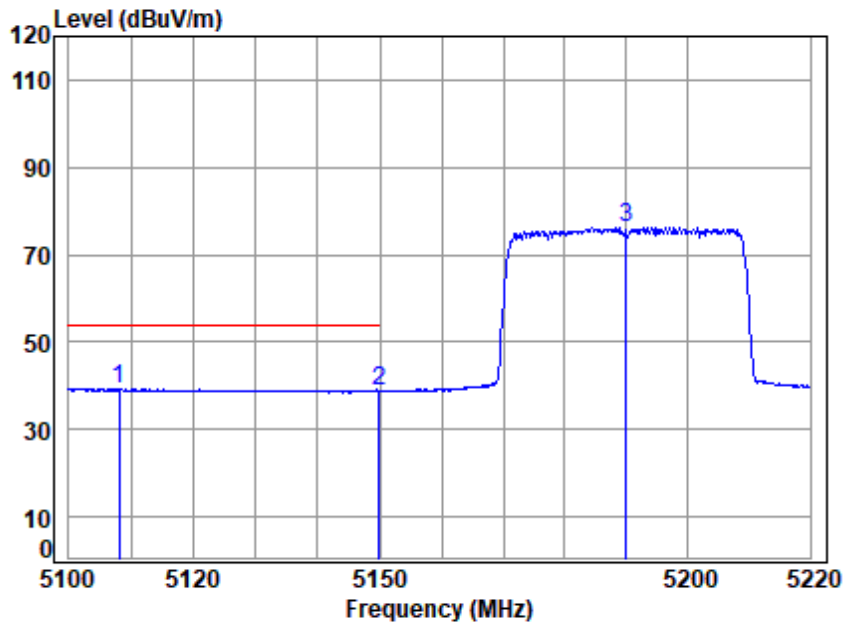


Site : chamber
Condition: 3m HORIZONTAL
Job No : 01989AT/01990AT
Mode : 5190 Band edge
: 5G WIFI 11AX40

		Cable	Ant	Preamp	Read	Limit	Over	
	Freq	Loss	Factor	Factor	Level	Level	Line	Limit Remark
	MHz	dB	dB/m	dB	dBuV	dBuV/m	dBuV/m	dB
1	5113.896	7.52	34.07	34.99	45.55	52.15	74.00	-21.85 peak
2	5149.980	7.55	34.00	34.99	44.80	51.36	74.00	-22.64 peak
3 q	5190.000	7.58	34.00	34.99	82.20	88.79	68.20	20.59 peak



Test Mode: 12; Polarity: Horizontal; Modulation:802.11ax(Full RU0); Bandwidth:40MHz; Channel:Low

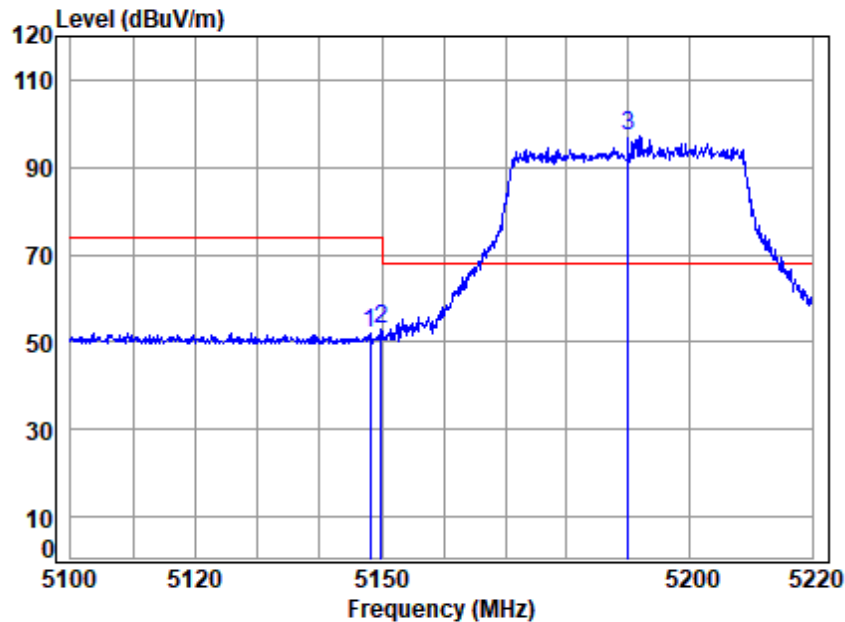


Site : chamber
Condition: 3m HORIZONTAL
Job No : 01989AT/01990AT
Mode : 5190 Band edge
: 5G WIFI 11AX40

		Cable	Ant	Preamp	Read	Limit	Over	
Freq		Loss	Factor	Factor	Level	Level	Line	Limit Remark
MHz		dB	dB/m	dB	dBuV	dBuV/m	dBuV/m	dB
1 q 5108.072		7.52	34.08	34.99	32.71	39.32	54.00	-14.68 Average
2 5149.980		7.55	34.00	34.99	32.27	38.83	54.00	-15.17 Average
3 5190.000		7.58	34.00	34.99	69.69	76.28	-----	----- Average



Test Mode: 12; Polarity: Vertical; Modulation:802.11ax(Full RU0); Bandwidth:40MHz; Channel:Low

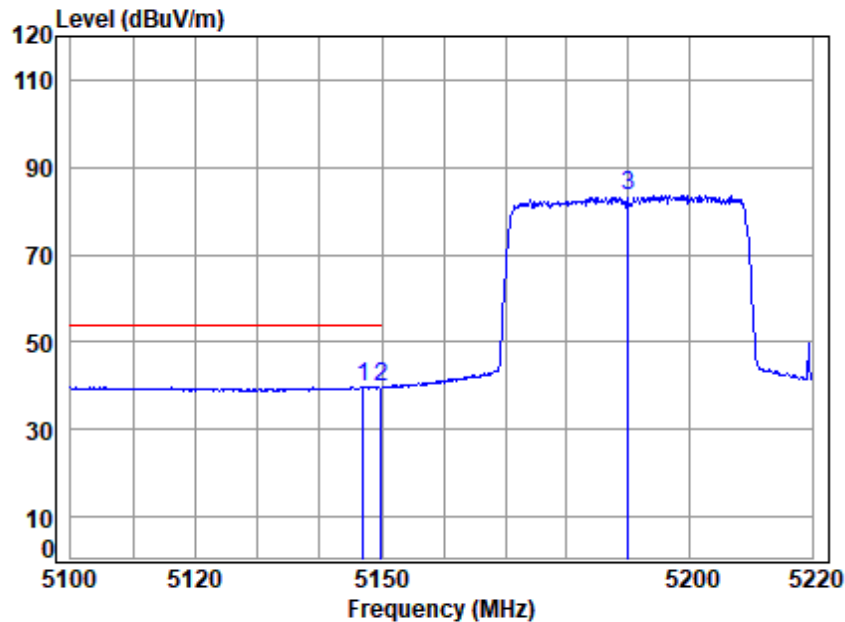


Site : chamber
Condition: 3m VERTICAL
Job No : 01989AT/01990AT
Mode : 5190 Band edge
: 5G WIFI 11AX40

		Cable	Ant	Preamp	Read	Limit	Over	
	Freq	Loss	Factor	Factor	Level	Level	Line	Limit Remark
	MHz	dB	dB/m	dB	dBuV	dBuV/m	dBuV/m	dB
1	5148.144	7.55	34.00	34.99	45.48	52.04	74.00	-21.96 Peak
2	5149.980	7.55	34.00	34.99	46.24	52.80	74.00	-21.20 Peak
3 q	5190.000	7.58	34.00	34.99	90.52	97.11	68.20	28.91 Peak



Test Mode: 12; Polarity: Vertical; Modulation:802.11ax(Full RU0); Bandwidth:40MHz; Channel:Low



Site : chamber
Condition: 3m VERTICAL
Job No : 01989AT/01990AT
Mode : 5190 Band edge
: 5G WIFI 11AX40

		Cable	Ant	Preamp	Read	Limit	Over	
	Freq	Loss	Factor	Factor	Level	Level	Line	Limit Remark
	MHz	dB	dB/m	dB	dBuV	dBuV/m	dBuV/m	dB
1 q	5147.067	7.55	34.01	34.99	33.29	39.86	54.00	-14.14 Average
2	5149.980	7.55	34.00	34.99	33.20	39.76	54.00	-14.24 Average
3	5190.000	7.58	34.00	34.99	76.84	83.43	-----	----- Average



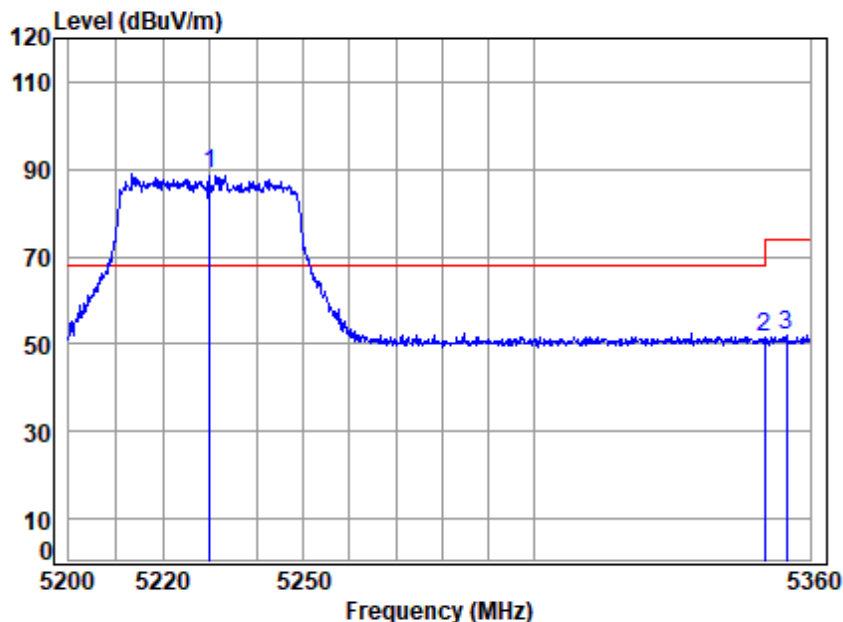
SGS-CSTC Standards Technical Services Co., Ltd. Shenzhen Branch

SZEMC-TRF-01 Rev. A/0 Aug01,2022

Report No.: SZCR230600198905

Page: 165 of 495

Test Mode: 12; Polarity: Horizontal; Modulation:802.11ax(Full RU0); Bandwidth:40MHz; Channel:High



Site : chamber
Condition: 3m HORIZONTAL
Job No : 01989AT/01990AT
Mode : 5230 Band edge
: 5G WIFI 11AX40

		Cable	Ant	Preamp	Read	Limit	Over	
Freq		Loss	Factor	Factor	Level	Level	Line	Limit Remark
MHz		dB	dB/m	dB	dBuV	dBuV/m	dBuV/m	dB
1 q 5230.000		7.61	34.00	34.99	82.51	89.13	68.20	20.93 peak
2 5350.020		7.70	34.30	35.00	44.54	51.54	74.00	-22.46 peak
3 5354.805		7.71	34.32	35.00	45.00	52.03	74.00	-21.97 peak



SGS-CSTC Standards Technical Services Co., Ltd.
Shenzhen Branch Inspection & Testing Laboratory

Unless otherwise agreed in writing, this document is issued by the Company subject to its General Conditions of Service printed overleaf, available on request or accessible at <https://www.sgs.com/en/Terms-and-Conditions>. Attention is drawn to the limitation of liability, indemnification and jurisdiction issues defined therein. Any holder of this document is advised that information contained hereon reflects the Company's findings at the time of its intervention only and within the limits of Client's instructions, if any. The Company's sole responsibility is to its Client and this document does not exonerate parties to a transaction from exercising all their rights and obligations under the transaction documents. This document cannot be reproduced except in full, without prior written approval of the Company. Any unauthorized alteration, forgery or falsification of the content or appearance of this document is unlawful and offenders may be prosecuted to the fullest extent of the law. Unless otherwise stated the results shown in this test report refer only to the sample(s) tested and such sample(s) are retained for 30 days only.

Attention: To check the authenticity of testing /inspection report & certificate, please contact us at telephone: (86-755) 8307 1443, or email: CN.Doccheck@sgs.com

No.1 Workshop, M-10, Middle Section, Science & Technology Park, Nanshan District, Shenzhen, Guangdong, China 518057 t (86-755) 26012053 f (86-755) 26710594 www.sgsgroup.com.cn
中国·广东·深圳市南山区科技园中区M-10栋1号厂房 邮编: 518057 t (86-755) 26012053 f (86-755) 26710594 sgs.china@sgs.com

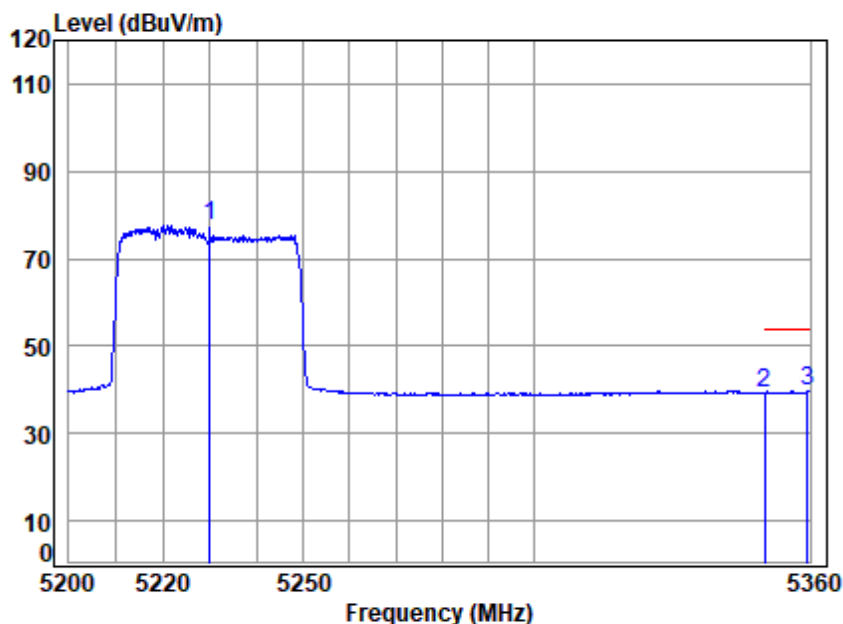
SGS-CSTC Standards Technical Services Co., Ltd. Shenzhen Branch

SZEMC-TRF-01 Rev. A/0 Aug01,2022

Report No.: SZCR230600198905

Page: 166 of 495

Test Mode: 12; Polarity: Horizontal; Modulation:802.11ax(Full RU0); Bandwidth:40MHz; Channel:High



Site : chamber
Condition: 3m HORIZONTAL
Job No : 01989AT/01990AT
Mode : 5230 Band edge
: 5G WIFI 11AX40

		Cable	Ant	Preamp	Read	Limit	Over	
	Freq	Loss	Factor	Factor	Level	Level	Line	Limit Remark
	MHz	dB	dB/m	dB	dBuV	dBuV/m	dBuV/m	dB
1	5230.000	7.61	34.00	34.99	70.90	77.52	-----	----- Average
2	5350.020	7.70	34.30	35.00	32.41	39.41	54.00	-14.59 Average
3 q	5359.513	7.71	34.34	35.00	32.72	39.77	54.00	-14.23 Average



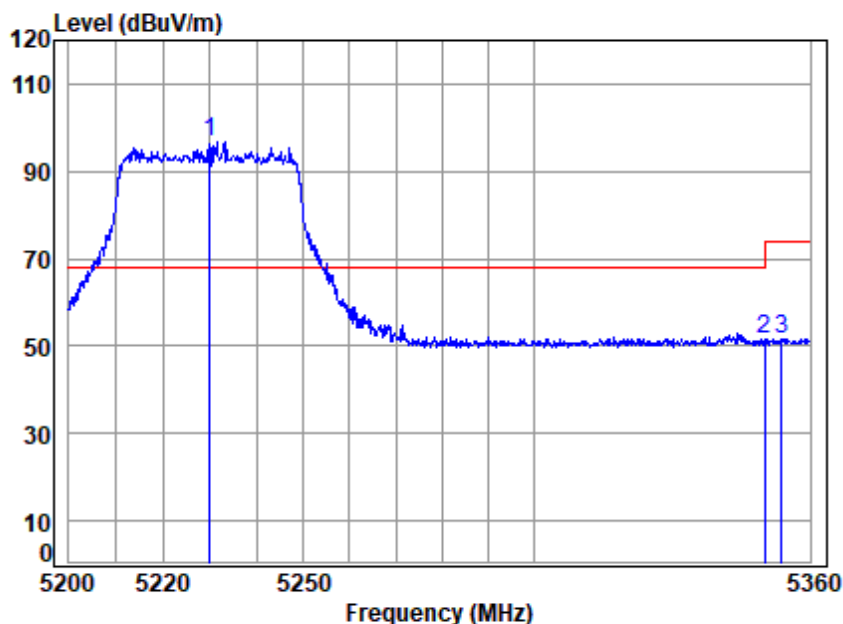
SGS-CSTC Standards Technical Services Co., Ltd.
Shenzhen Branch Inspection & Testing Laboratory

Unless otherwise agreed in writing, this document is issued by the Company subject to its General Conditions of Service printed overleaf, available on request or accessible at <https://www.sgs.com/en/Terms-and-Conditions>. Attention is drawn to the limitation of liability, indemnification and jurisdiction issues defined therein. Any holder of this document is advised that information contained hereon reflects the Company's findings at the time of its intervention only and within the limits of Client's instructions, if any. The Company's sole responsibility is to its Client and this document does not exonerate parties to a transaction from exercising all their rights and obligations under the transaction documents. This document cannot be reproduced except in full, without prior written approval of the Company. Any unauthorized alteration, forgery or falsification of the content or appearance of this document is unlawful and offenders may be prosecuted to the fullest extent of the law. Unless otherwise stated the results shown in this test report refer only to the sample(s) tested and such sample(s) are retained for 30 days only.

Attention: To check the authenticity of testing /inspection report & certificate, please contact us at telephone: (86-755) 8307 1443, or email: CN.Doccheck@sgs.com

No.1 Workshop, M-10, Middle Section, Science & Technology Park, Nanshan District, Shenzhen, Guangdong, China 518057 t (86-755) 26012053 f (86-755) 26710594 www.sgs.com.cn
中国·广东·深圳市南山区科技园中区M-10栋1号厂房 邮编: 518057 t (86-755) 26012053 f (86-755) 26710594 sgs.china@sgs.com

Test Mode: 12; Polarity: Vertical; Modulation:802.11ax(Full RU0); Bandwidth:40MHz; Channel:High



Site : chamber
Condition: 3m VERTICAL
Job No : 01989AT/01990AT
Mode : 5230 Band edge
: 5G WIFI 11AX40

		Cable	Ant	Preamp	Read	Limit	Over	
	Freq	Loss	Factor	Factor	Level	Level	Line	Limit Remark
	MHz	dB	dB/m	dB	dBuV	dBuV/m	dBuV/m	dB
1	q 5230.000	7.61	34.00	34.99	90.10	96.72	68.20	28.52 Peak
2	5350.020	7.70	34.30	35.00	44.35	51.35	74.00	-22.65 Peak
3	5353.669	7.71	34.31	35.00	44.76	51.78	74.00	-22.22 Peak



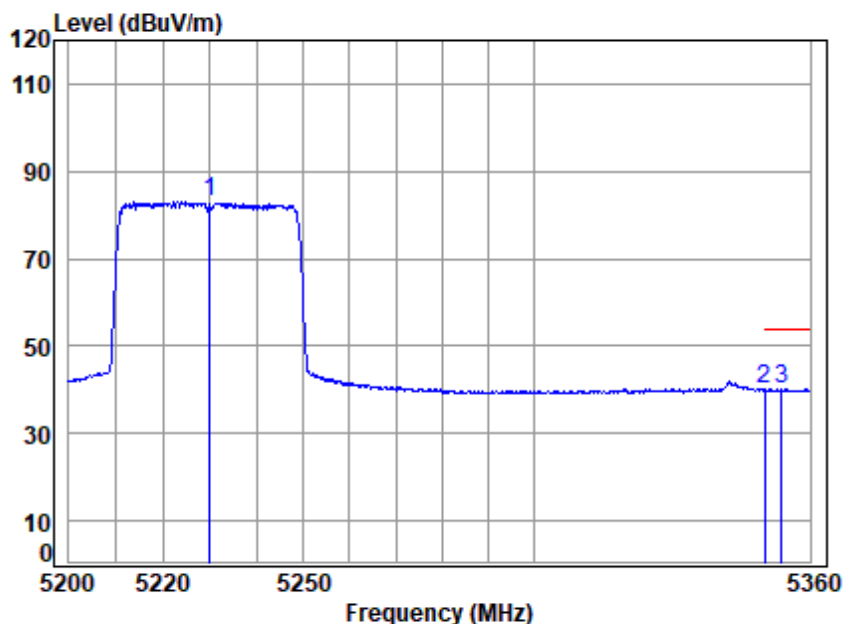
SGS-CSTC Standards Technical Services Co., Ltd. Shenzhen Branch

SZEMC-TRF-01 Rev. A/0 Aug01,2022

Report No.: SZCR230600198905

Page: 168 of 495

Test Mode: 12; Polarity: Vertical; Modulation:802.11ax(Full RU0); Bandwidth:40MHz; Channel:High



Site : chamber
Condition: 3m VERTICAL
Job No : 01989AT/01990AT
Mode : 5230 Band edge
: 5G WIFI 11AX40

		Cable	Ant	Preamp	Read	Limit	Over	
	Freq	Loss	Factor	Factor	Level	Level	Line	Limit Remark
	MHz	dB	dB/m	dB	dBuV	dBuV/m	dBuV/m	dB
1	5230.000	7.61	34.00	34.99	76.39	83.01	-----	----- Average
2	5350.020	7.70	34.30	35.00	33.04	40.04	54.00	-13.96 Average
3 q	5353.669	7.71	34.31	35.00	33.04	40.06	54.00	-13.94 Average



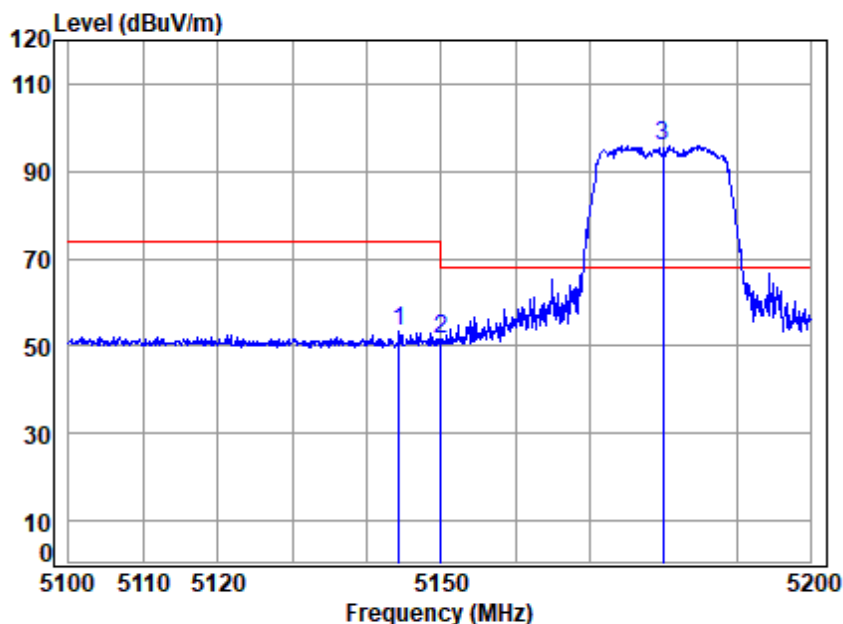
SGS-CSTC Standards Technical Services Co., Ltd.
Shenzhen Branch Testing & Calibration Laboratory

Unless otherwise agreed in writing, this document is issued by the Company subject to its General Conditions of Service printed overleaf, available on request or accessible at <https://www.sgs.com/en/Terms-and-Conditions>. Attention is drawn to the limitation of liability, indemnification and jurisdiction issues defined therein. Any holder of this document is advised that information contained hereon reflects the Company's findings at the time of its intervention only and within the limits of Client's instructions, if any. The Company's sole responsibility is to its Client and this document does not exonerate parties to a transaction from exercising all their rights and obligations under the transaction documents. This document cannot be reproduced except in full, without prior written approval of the Company. Any unauthorized alteration, forgery or falsification of the content or appearance of this document is unlawful and offenders may be prosecuted to the fullest extent of the law. Unless otherwise stated the results shown in this test report refer only to the sample(s) tested and such sample(s) are retained for 30 days only.

Attention: To check the authenticity of testing /inspection report & certificate, please contact us at telephone: (86-755) 8307 1443, or email: CN.Doccheck@sgs.com

No.1 Workshop, M-10, Middle Section, Science & Technology Park, Nanshan District, Shenzhen, Guangdong, China 518057 t (86-755) 26012053 f (86-755) 26710594 www.sgs.com.cn
中国·广东·深圳市南山区科技园中区M-10栋1号厂房 邮编: 518057 t (86-755) 26012053 f (86-755) 26710594 sgs.china@sgs.com

Test Mode: 08; Polarity: Horizontal; Modulation:802.11ac; Bandwidth:20MHz; Channel:Low

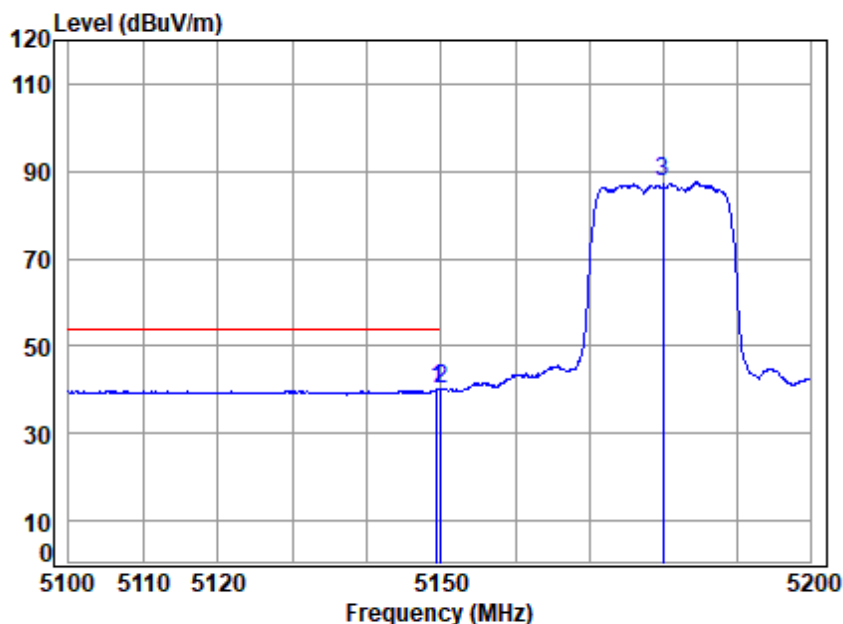


Site : chamber
Condition: 3m HORIZONTAL
Job No : 01989AT/01990AT
Mode : 5180 Band edge
: 5G WIFI 11AC20

		Cable	Ant	Preamp	Read	Limit	Over	
	Freq	Loss	Factor	Factor	Level	Line	Limit	Remark
	MHz	dB	dB/m	dB	dBuV	dBuV/m	dBuV/m	dB
1	5144.260	7.55	34.01	34.99	46.66	53.23	74.00	-20.77 peak
2	5149.980	7.55	34.00	34.99	44.97	51.53	74.00	-22.47 peak
3 q	5180.000	7.57	34.00	34.99	89.30	95.88	68.20	27.68 peak



Test Mode: 08; Polarity: Horizontal; Modulation:802.11ac; Bandwidth:20MHz; Channel:Low

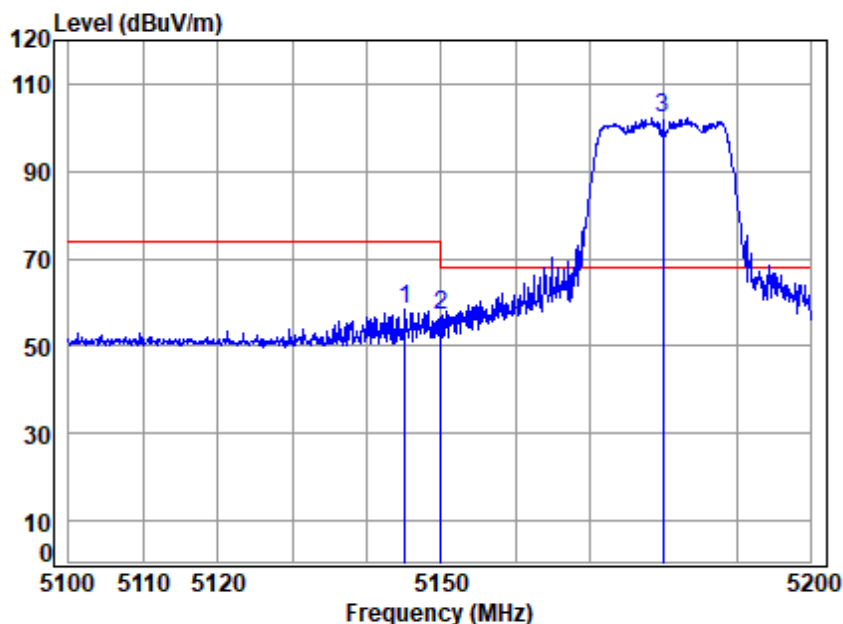


Site : chamber
Condition: 3m HORIZONTAL
Job No : 01989AT/01990AT
Mode : 5180 Band edge
: 5G WIFI 11AC20

		Cable	Ant	Preamp	Read	Limit	Over	
	Freq	Loss	Factor	Factor	Level	Level	Line	Limit Remark
	MHz	dB	dB/m	dB	dBuV	dBuV/m	dBuV/m	dB
1	5149.458	7.55	34.00	34.99	33.50	40.06	54.00	-13.94 Average
2 q	5149.980	7.55	34.00	34.99	33.61	40.17	54.00	-13.83 Average
3	5180.000	7.57	34.00	34.99	80.83	87.41	-----	----- Average



Test Mode: 08; Polarity: Vertical; Modulation:802.11ac; Bandwidth:20MHz; Channel:Low

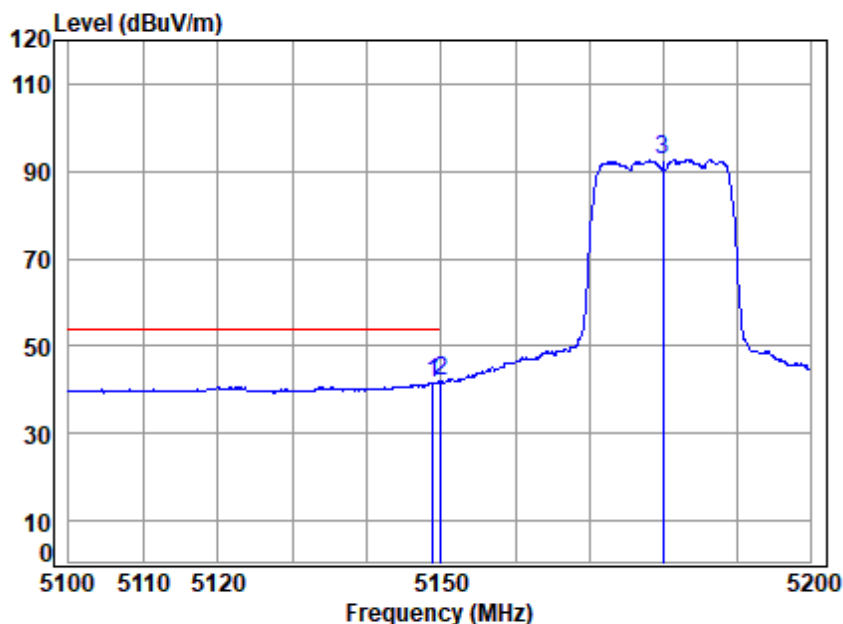


Site : chamber
Condition: 3m VERTICAL
Job No : 01989AT/01990AT
Mode : 5180 Band edge
: 5G WIFI 11AC20

		Cable	Ant	Preamp	Read	Limit	Over	
	Freq	Loss	Factor	Factor	Level	Line	Limit	Remark
	MHz	dB	dB/m	dB	dBuV	dBuV/m	dBuV/m	dB
1	5145.159	7.55	34.01	34.99	51.86	58.43	74.00	-15.57 Peak
2	5149.980	7.55	34.00	34.99	50.27	56.83	74.00	-17.17 Peak
3 q	5180.000	7.57	34.00	34.99	95.54	102.12	68.20	33.92 Peak



Test Mode: 08; Polarity: Vertical; Modulation:802.11ac; Bandwidth:20MHz; Channel:Low

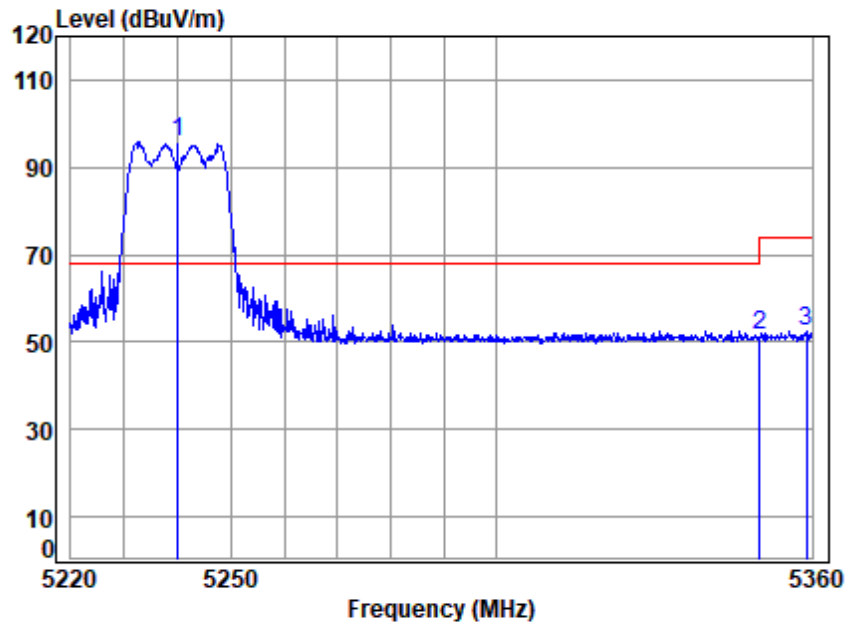


Site : chamber
Condition: 3m VERTICAL
Job No : 01989AT/01990AT
Mode : 5180 Band edge
: 5G WIFI 11AC20

		Cable	Ant	Preamp	Read	Limit	Over	
	Freq	Loss	Factor	Factor	Level	Level	Line	Limit Remark
	MHz	dB	dB/m	dB	dBuV	dBuV/m	dBuV/m	dB
1	5148.857	7.55	34.00	34.99	35.12	41.68	54.00	-12.32 Average
2 q	5149.980	7.55	34.00	34.99	35.27	41.83	54.00	-12.17 Average
3	5180.000	7.57	34.00	34.99	85.98	92.56	-----	----- Average



Test Mode: 08; Polarity: Horizontal; Modulation:802.11ac; Bandwidth:20MHz; Channel:High

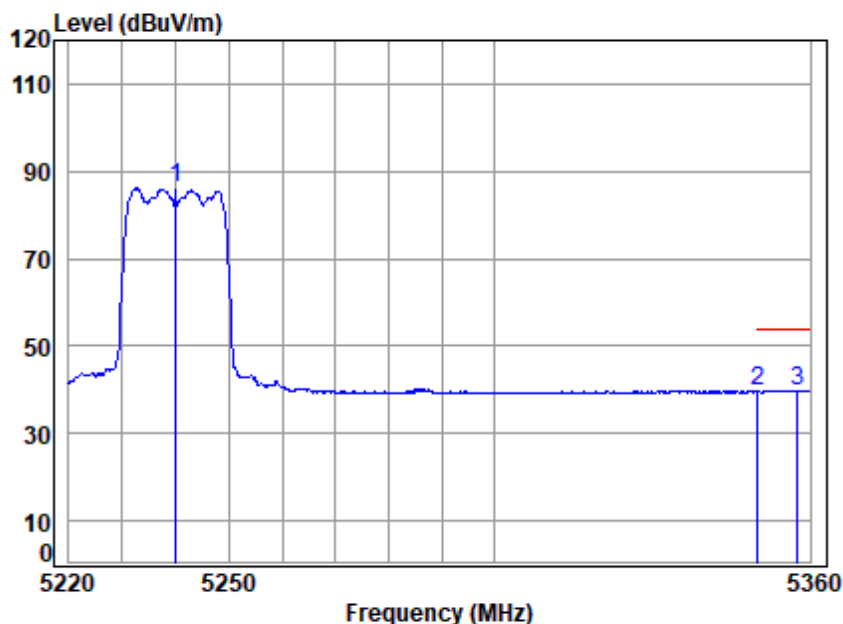


Site : chamber
Condition: 3m HORIZONTAL
Job No : 01989AT/01990AT
Mode : 5240 Band edge
: 5G WIFI 11AC20

		Cable	Ant	Preamp	Read		Limit	Over	
	Freq	Loss	Factor	Factor	Level	Level	Line	Limit	Remark
	MHz	dB	dB/m	dB	dBuV	dBuV/m	dBuV/m	dB	
1 q	5240.000	7.62	34.00	35.00	89.37	95.99	68.20	27.79	peak
2	5350.020	7.70	34.30	35.00	44.71	51.71	74.00	-22.29	peak
3	5359.007	7.71	34.34	35.00	45.25	52.30	74.00	-21.70	peak



Test Mode: 08; Polarity: Horizontal; Modulation:802.11ac; Bandwidth:20MHz; Channel:High

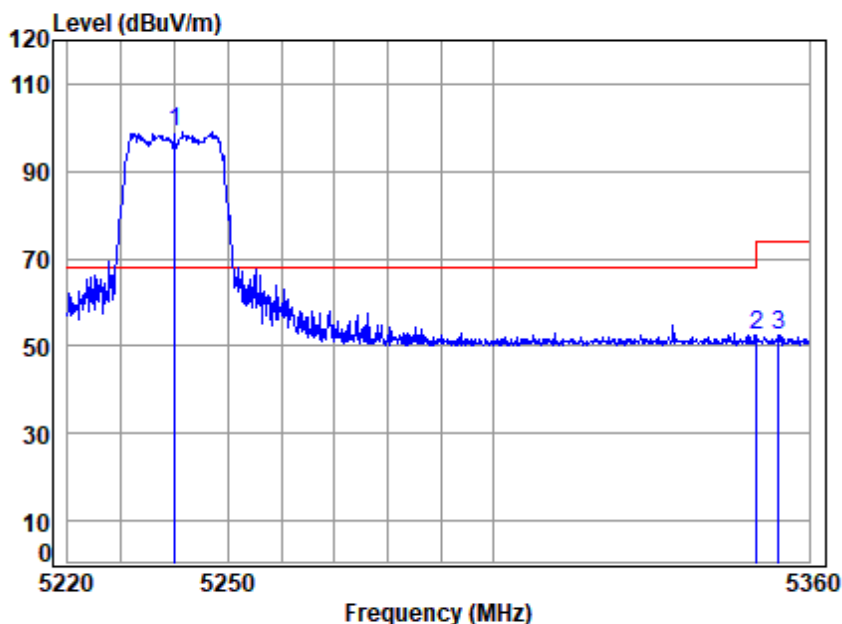


Site : chamber
Condition: 3m HORIZONTAL
Job No : 01989AT/01990AT
Mode : 5240 Band edge
: 5G WIFI 11AC20

		Cable	Ant	Preamp	Read	Limit	Over	
	Freq	Loss	Factor	Factor	Level	Level	Line	Limit Remark
	MHz	dB	dB/m	dB	dBuV	dBuV/m	dBuV/m	dB
1	5240.000	7.62	34.00	35.00	79.50	86.12	-----	----- Average
2	5350.020	7.70	34.30	35.00	32.58	39.58	54.00	-14.42 Average
3 q	5357.589	7.71	34.33	35.00	32.80	39.84	54.00	-14.16 Average



Test Mode: 08; Polarity: Vertical; Modulation:802.11ac; Bandwidth:20MHz; Channel:High

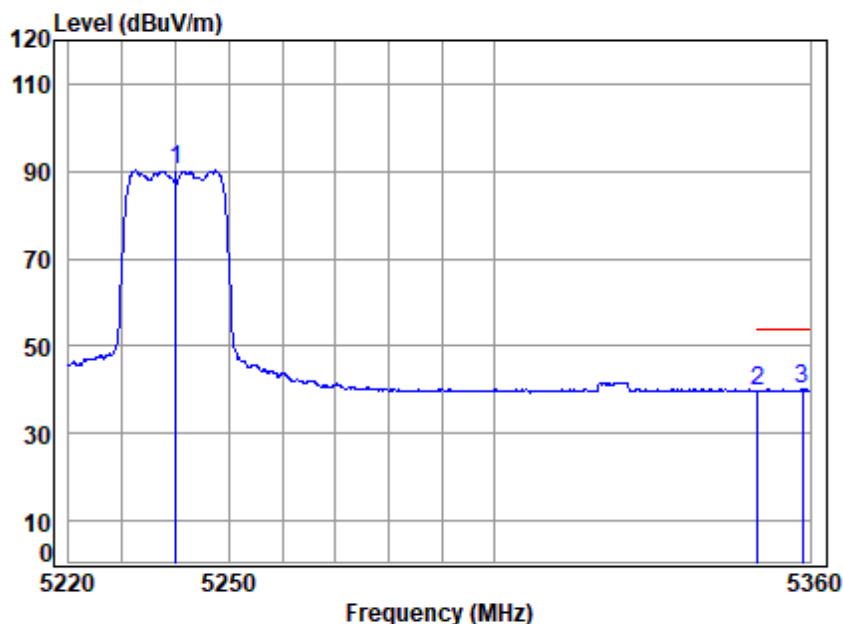


Site : chamber
Condition: 3m VERTICAL
Job No : 01989AT/01990AT
Mode : 5240 Band edge
: 5G WIFI 11AC20

		Cable	Ant	Preamp	Read	Limit	Over	
	Freq	Loss	Factor	Factor	Level	Level	Line	Limit Remark
	MHz	dB	dB/m	dB	dBuV	dBuV/m	dBuV/m	dB
1 q	5240.000	7.62	34.00	35.00	92.55	99.17	68.20	30.97 Peak
2	5350.020	7.70	34.30	35.00	45.25	52.25	74.00	-21.75 Peak
3	5354.187	7.71	34.32	35.00	45.61	52.64	74.00	-21.36 Peak



Test Mode: 08; Polarity: Vertical; Modulation:802.11ac; Bandwidth:20MHz; Channel:High

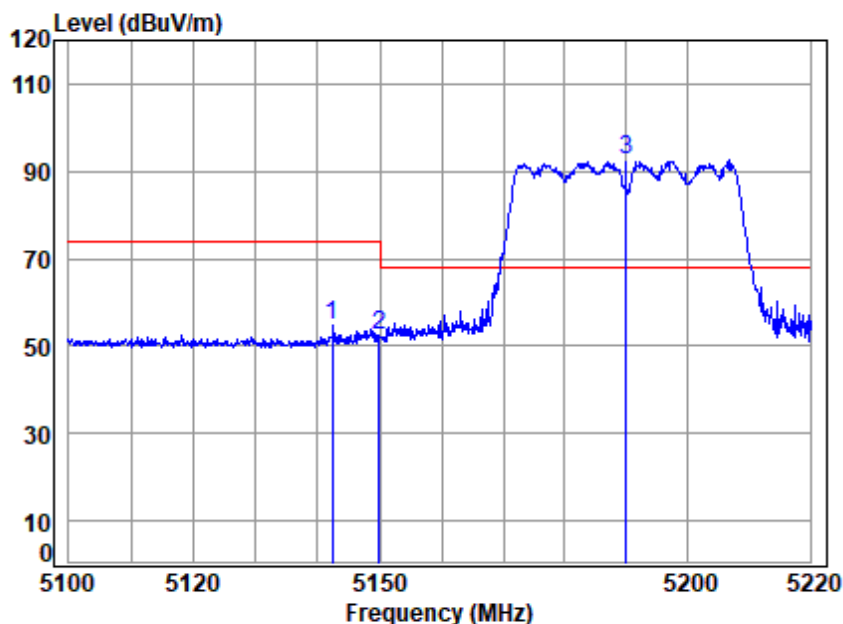


Site : chamber
Condition: 3m VERTICAL
Job No : 01989AT/01990AT
Mode : 5240 Band edge
: 5G WIFI 11AC20

		Cable	Ant	Preamp	Read	Limit	Over	
	Freq	Loss	Factor	Factor	Level	Level	Line	Limit Remark
	MHz	dB	dB/m	dB	dBuV	dBuV/m	dBuV/m	dB
1	5240.000	7.62	34.00	35.00	83.68	90.30	-----	----- Average
2	5350.020	7.70	34.30	35.00	32.85	39.85	54.00	-14.15 Average
3 q	5358.582	7.71	34.33	35.00	33.14	40.18	54.00	-13.82 Average



Test Mode: 08; Polarity: Horizontal; Modulation:802.11ac; Bandwidth:40MHz; Channel:Low

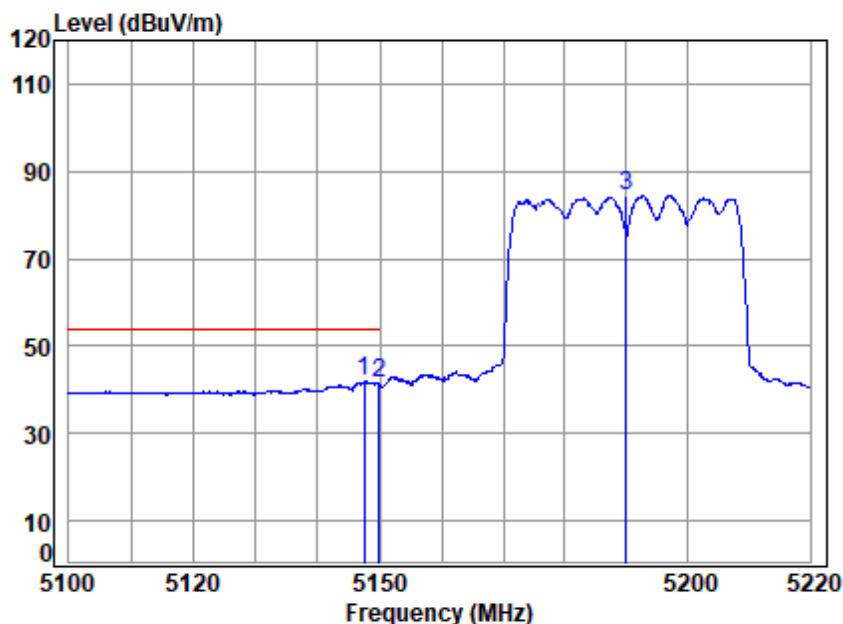


Site : chamber
Condition: 3m HORIZONTAL
Job No : 01989AT/01990AT
Mode : 5190 Band edge
: 5G WIFI 11AC40

		Cable	Ant	Preamp	Read	Limit	Over	
	Freq	Loss	Factor	Factor	Level	Line	Limit	Remark
	MHz	dB	dB/m	dB	dBuV	dBuV/m	dBuV/m	dB
1	5142.400	7.54	34.02	34.99	48.41	54.98	74.00	-19.02 peak
2	5149.980	7.55	34.00	34.99	45.69	52.25	74.00	-21.75 peak
3 q	5190.000	7.58	34.00	34.99	85.99	92.58	68.20	24.38 peak



Test Mode: 08; Polarity: Horizontal; Modulation:802.11ac; Bandwidth:40MHz; Channel:Low

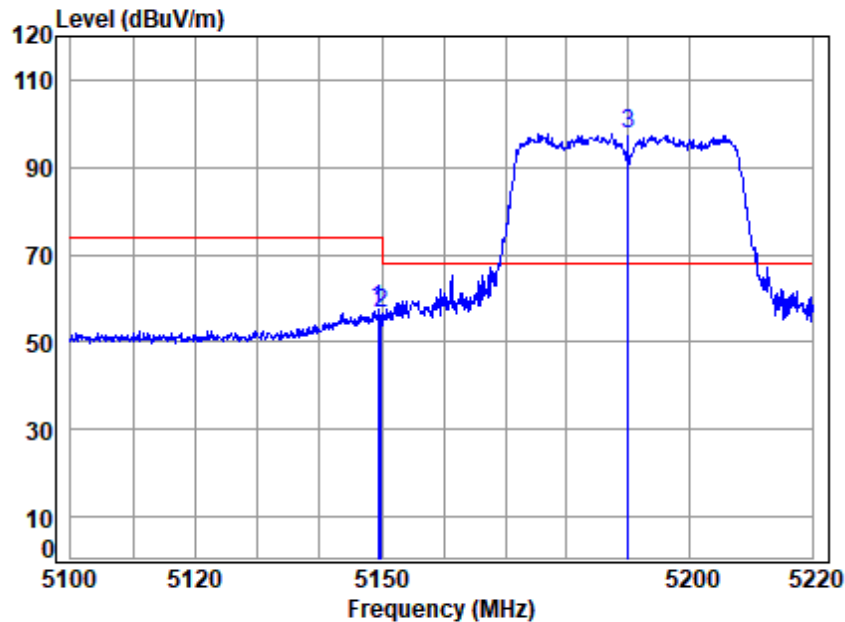


Site : chamber
Condition: 3m HORIZONTAL
Job No : 01989AT/01990AT
Mode : 5190 Band edge
: 5G WIFI 11AC40

		Cable	Ant	Preamp	Read	Limit	Over	
	Freq	Loss	Factor	Factor	Level	Level	Line	Limit Remark
	MHz	dB	dB/m	dB	dBuV	dBuV/m	dBuV/m	dB
1 q	5147.426	7.55	34.01	34.99	35.44	42.01	54.00	-11.99 Average
2	5149.980	7.55	34.00	34.99	34.92	41.48	54.00	-12.52 Average
3	5190.000	7.58	34.00	34.99	77.87	84.46	-----	----- Average



Test Mode: 08; Polarity: Vertical; Modulation:802.11ac; Bandwidth:40MHz; Channel:Low

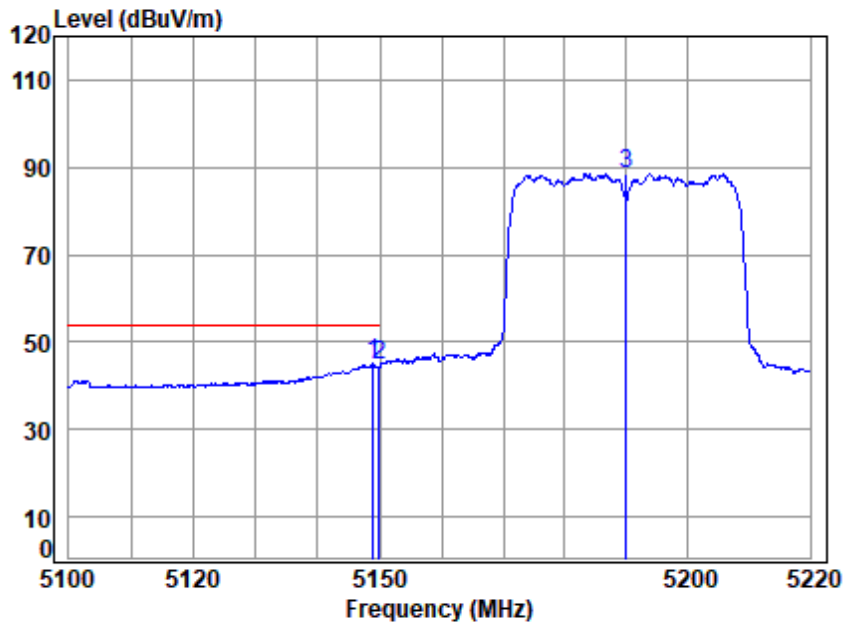


Site : chamber
Condition: 3m VERTICAL
Job No : 01989AT/01990AT
Mode : 5190 Band edge
: 5G WIFI 11AC40

		Cable	Ant	Preamp	Read	Limit	Over	
	Freq	Loss	Factor	Factor	Level	Level	Line	Limit Remark
	MHz	dB	dB/m	dB	dBuV	dBuV/m	dBuV/m	dB
1	5149.461	7.55	34.00	34.99	51.09	57.65	74.00	-16.35 Peak
2	5149.980	7.55	34.00	34.99	50.08	56.64	74.00	-17.36 Peak
3 q	5190.000	7.58	34.00	34.99	91.16	97.75	68.20	29.55 Peak



Test Mode: 08; Polarity: Vertical; Modulation:802.11ac; Bandwidth:40MHz; Channel:Low



Site : chamber
Condition: 3m VERTICAL
Job No : 01989AT/01990AT
Mode : 5190 Band edge
: 5G WIFI 11AC40

		Cable	Ant	Preamp	Read	Limit	Over	
	Freq	Loss	Factor	Factor	Level	Level	Line	Limit Remark
	MHz	dB	dB/m	dB	dBuV	dBuV/m	dBuV/m	dB
1 q	5148.982	7.55	34.00	34.99	38.39	44.95	54.00	-9.05 Average
2	5149.980	7.55	34.00	34.99	38.19	44.75	54.00	-9.25 Average
3	5190.000	7.58	34.00	34.99	82.04	88.63	-----	----- Average



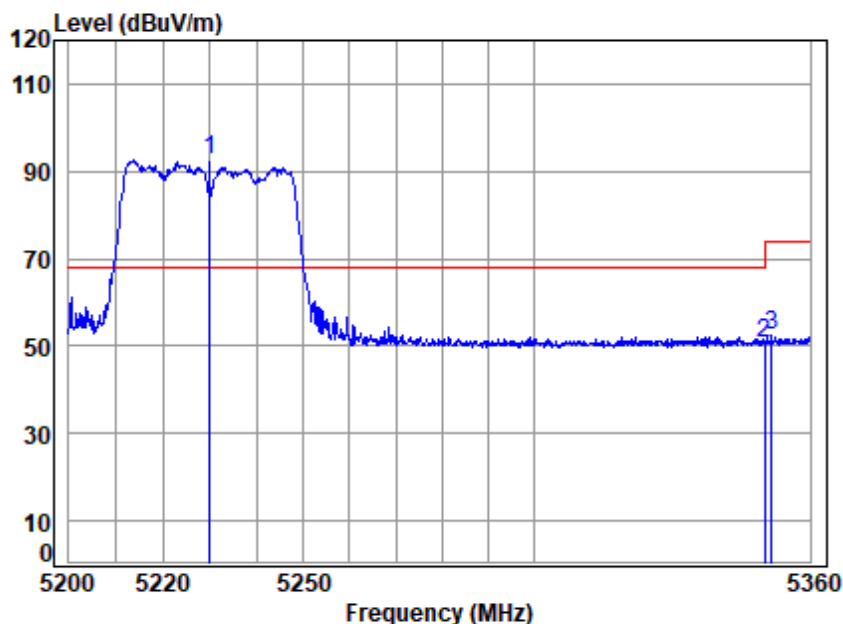
SGS-CSTC Standards Technical Services Co., Ltd. Shenzhen Branch

SZEMC-TRF-01 Rev. A/0 Aug01,2022

Report No.: SZCR230600198905

Page: 181 of 495

Test Mode: 08; Polarity: Horizontal; Modulation:802.11ac; Bandwidth:40MHz; Channel:High



Site : chamber
Condition: 3m HORIZONTAL
Job No : 01989AT/01990AT
Mode : 5230 Band edge
: 5G WIFI 11AC40

		Cable	Ant	Preamp	Read	Limit	Over	
	Freq	Loss	Factor	Factor	Level	Level	Line	Limit Remark
	MHz	dB	dB/m	dB	dBuV	dBuV/m	dBuV/m	dB
1 q	5230.000	7.61	34.00	34.99	85.93	92.55	68.20	24.35 peak
2	5350.020	7.70	34.30	35.00	43.71	50.71	74.00	-23.29 peak
3	5351.560	7.71	34.31	35.00	45.34	52.36	74.00	-21.64 peak



SGS-CSTC Standards Technical Services Co., Ltd.
Shenzhen Branch Inspection & Testing Laboratory

Unless otherwise agreed in writing, this document is issued by the Company subject to its General Conditions of Service printed overleaf, available on request or accessible at <https://www.sgs.com/en/Terms-and-Conditions>. Attention is drawn to the limitation of liability, indemnification and jurisdiction issues defined therein. Any holder of this document is advised that information contained hereon reflects the Company's findings at the time of its intervention only and within the limits of Client's instructions, if any. The Company's sole responsibility is to its Client and this document does not exonerate parties to a transaction from exercising all their rights and obligations under the transaction documents. This document cannot be reproduced except in full, without prior written approval of the Company. Any unauthorized alteration, forgery or falsification of the content or appearance of this document is unlawful and offenders may be prosecuted to the fullest extent of the law. Unless otherwise stated the results shown in this test report refer only to the sample(s) tested and such sample(s) are retained for 30 days only.

Attention: To check the authenticity of testing /inspection report & certificate, please contact us at telephone: (86-755) 8307 1443, or email: CN.Doccheck@sgs.com

No.1 Workshop, M-10, Middle Section, Science & Technology Park, Nanshan District, Shenzhen, Guangdong, China 518057 t (86-755) 26012053 f (86-755) 26710594 www.sgsgroup.com.cn
中国·广东·深圳市南山区科技园中区M-10栋1号厂房 邮编: 518057 t (86-755) 26012053 f (86-755) 26710594 sgs.china@sgs.com

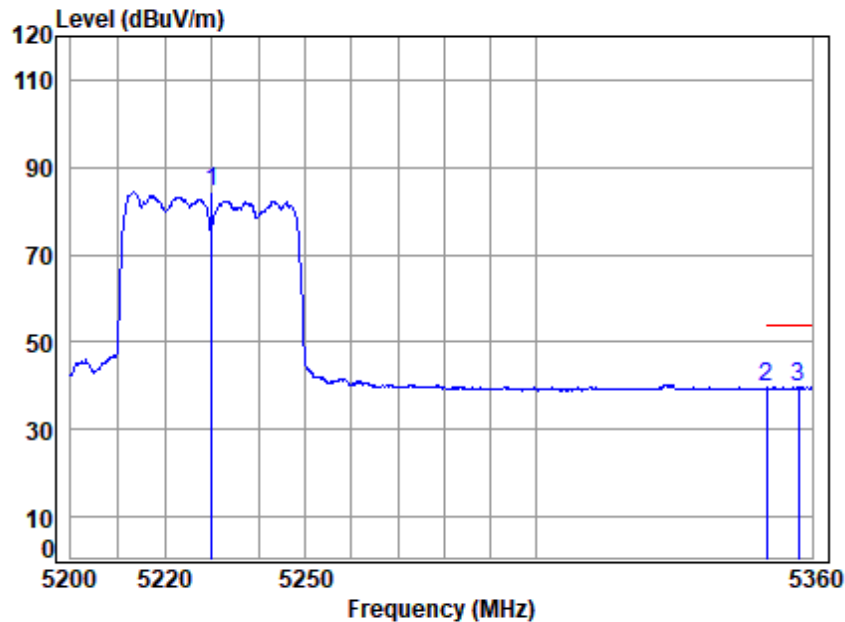
SGS-CSTC Standards Technical Services Co., Ltd. Shenzhen Branch

SZEMC-TRF-01 Rev. A/0 Aug01,2022

Report No.: SZCR230600198905

Page: 182 of 495

Test Mode: 08; Polarity: Horizontal; Modulation:802.11ac; Bandwidth:40MHz; Channel:High



Site : chamber
Condition: 3m HORIZONTAL
Job No : 01989AT/01990AT
Mode : 5230 Band edge
: 5G WIFI 11AC40

		Cable	Ant	Preamp	Read	Limit	Over	
	Freq	Loss	Factor	Factor	Level	Level	Line	Limit Remark
	MHz	dB	dB/m	dB	dBuV	dBuV/m	dBuV/m	dB
1	5230.000	7.61	34.00	34.99	78.00	84.62	-----	----- Average
2 q	5350.020	7.70	34.30	35.00	32.61	39.61	54.00	-14.39 Average
3	5357.077	7.71	34.33	35.00	32.57	39.61	54.00	-14.39 Average



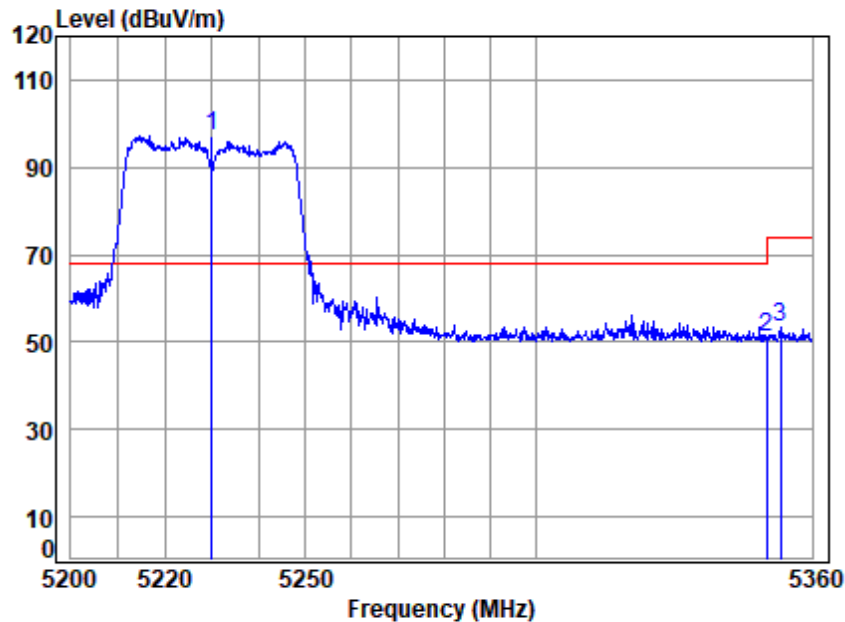
SGS-CSTC Standards Technical Services Co., Ltd.
Shenzhen Branch Testing & Calibration Laboratory

Unless otherwise agreed in writing, this document is issued by the Company subject to its General Conditions of Service printed overleaf, available on request or accessible at <https://www.sgs.com/en/Terms-and-Conditions>. Attention is drawn to the limitation of liability, indemnification and jurisdiction issues defined therein. Any holder of this document is advised that information contained hereon reflects the Company's findings at the time of its intervention only and within the limits of Client's instructions, if any. The Company's sole responsibility is to its Client and this document does not exonerate parties to a transaction from exercising all their rights and obligations under the transaction documents. This document cannot be reproduced except in full, without prior written approval of the Company. Any unauthorized alteration, forgery or falsification of the content or appearance of this document is unlawful and offenders may be prosecuted to the fullest extent of the law. Unless otherwise stated the results shown in this test report refer only to the sample(s) tested and such sample(s) are retained for 30 days only.

Attention: To check the authenticity of testing /inspection report & certificate, please contact us at telephone: (86-755) 8307 1443, or email: CN.Doccheck@sgs.com

No.1 Workshop, M-10, Middle Section, Science & Technology Park, Nanshan District, Shenzhen, Guangdong, China 518057 t (86-755) 26012053 f (86-755) 26710594 www.sgs.com.cn
中国·广东·深圳市南山区科技园中区M-10栋1号厂房 邮编: 518057 t (86-755) 26012053 f (86-755) 26710594 sgs.china@sgs.com

Test Mode: 08; Polarity: Vertical; Modulation:802.11ac; Bandwidth:40MHz; Channel:High

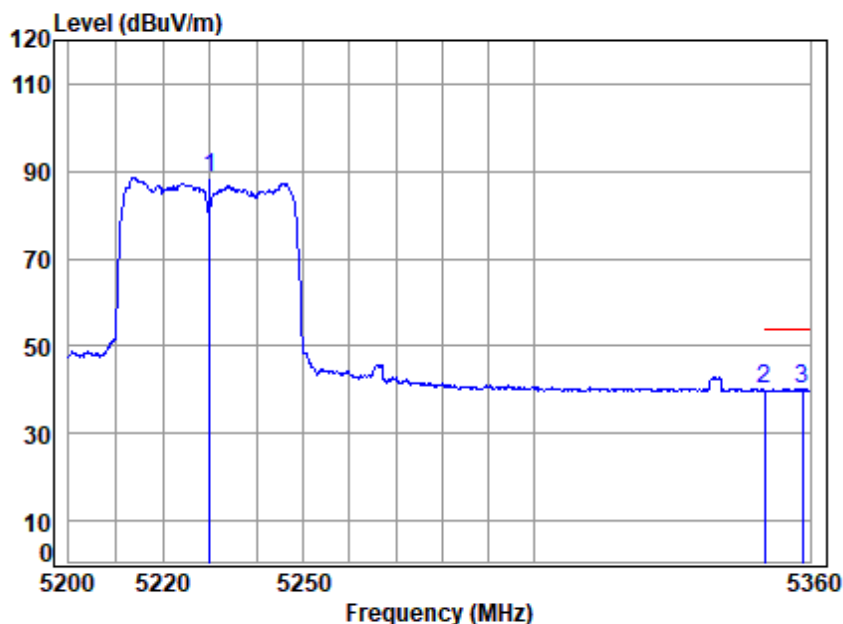


Site : chamber
Condition: 3m VERTICAL
Job No : 01989AT/01990AT
Mode : 5230 Band edge
: 5G WIFI 11AC40

		Cable	Ant	Preamp	Read	Limit	Over	
	Freq	Loss	Factor	Factor	Level	Level	Line	Limit Remark
	MHz	dB	dB/m	dB	dBuV	dBuV/m	dBuV/m	dB
1 q	5230.000	7.61	34.00	34.99	90.43	97.05	68.20	28.85 Peak
2	5350.020	7.70	34.30	35.00	44.13	51.13	74.00	-22.87 Peak
3	5353.020	7.71	34.31	35.00	46.25	53.27	74.00	-20.73 Peak



Test Mode: 08; Polarity: Vertical; Modulation:802.11ac; Bandwidth:40MHz; Channel:High

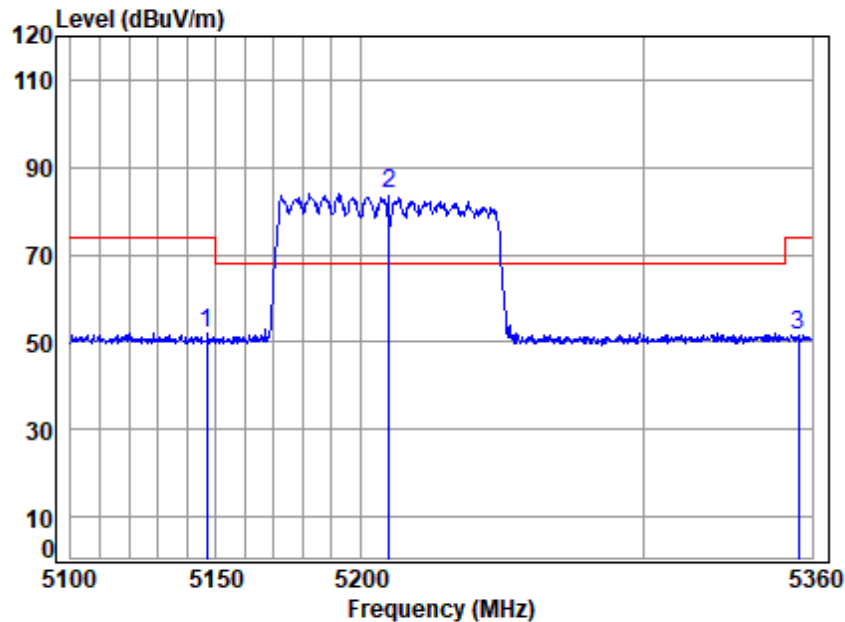


Site : chamber
Condition: 3m VERTICAL
Job No : 01989AT/01990AT
Mode : 5230 Band edge
: 5G WIFI 11AC40

		Cable	Ant	Preamp	Read	Limit	Over	
	Freq	Loss	Factor	Factor	Level	Level	Line	Limit Remark
	MHz	dB	dB/m	dB	dBuV	dBuV/m	dBuV/m	dB
1	5230.000	7.61	34.00	34.99	81.99	88.61	-----	----- Average
2	5350.020	7.70	34.30	35.00	32.93	39.93	54.00	-14.07 Average
3 q	5358.376	7.71	34.33	35.00	33.07	40.11	54.00	-13.89 Average



Test Mode: 08; Polarity: Horizontal; Modulation:802.11ac; Bandwidth:80MHz; Channel:middle



Site : chamber
Condition: 3m HORIZONTAL
Job No : 01989AT/01990AT
Mode : 5210 Band edge
: 5G WIFI 11AC80

		Cable	Ant	Preamp	Read	Limit	Over	
	Freq	Loss	Factor	Factor	Level	Level	Line	Limit Remark
	MHz	dB	dB/m	dB	dBuV	dBuV/m	dBuV/m	dB
1	5146.875	7.55	34.01	34.99	45.27	51.84	74.00	-22.16 peak
2 q	5210.000	7.60	34.00	34.99	77.36	83.97	68.20	15.77 peak
3	5355.205	7.71	34.32	35.00	44.54	51.57	74.00	-22.43 peak



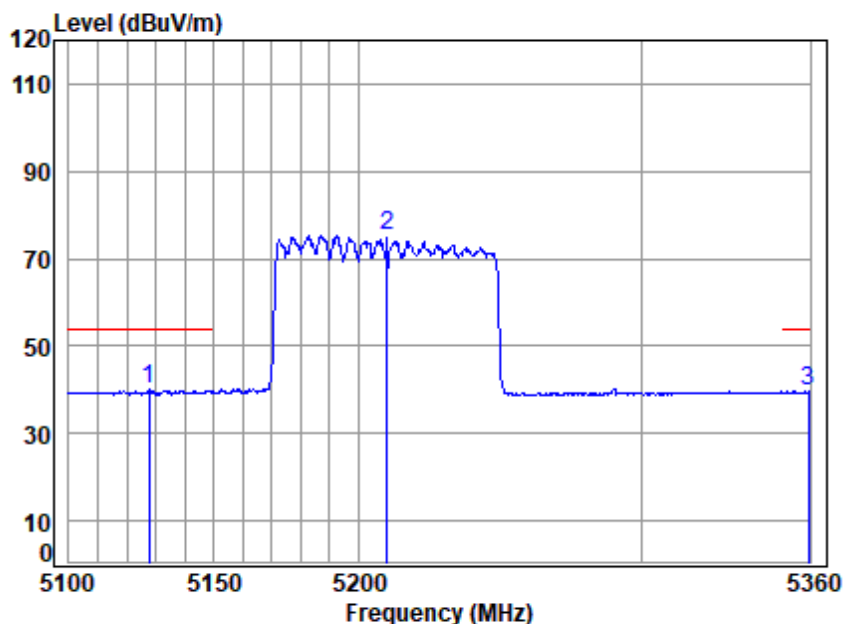
Unless otherwise agreed in writing, this document is issued by the Company subject to its General Conditions of Service printed overleaf, available on request or accessible at <https://www.sgs.com/en/Terms-and-Conditions>. Attention is drawn to the limitation of liability, indemnification and jurisdiction issues defined therein. Any holder of this document is advised that information contained hereon reflects the Company's findings at the time of its intervention only and within the limits of Client's instructions, if any. The Company's sole responsibility is to its Client and this document does not exonerate parties to a transaction from exercising all their rights and obligations under the transaction documents. This document cannot be reproduced except in full, without prior written approval of the Company. Any unauthorized alteration, forgery or falsification of the content or appearance of this document is unlawful and offenders may be prosecuted to the fullest extent of the law. Unless otherwise stated the results shown in this test report refer only to the sample(s) tested and such sample(s) are retained for 30 days only.

Attention: To check the authenticity of testing /inspection report & certificate, please contact us at telephone: (86-755) 8307 1443, or email: CN.Doccheck@sgs.com

SGS-CSTC Standards Technical Services Co., Ltd.
Shenzhen Branch Testing & Calibration Laboratory

No.1 Workshop, M-10, Middle Section, Science & Technology Park, Nanshan District, Shenzhen, Guangdong, China 518057 t (86-755) 26012053 f (86-755) 26710594 www.sgs.com.cn
中国·广东·深圳市南山区科技园中区M-10栋1号厂房 邮编: 518057 t (86-755) 26012053 f (86-755) 26710594 sgs.china@sgs.com

Test Mode: 08; Polarity: Horizontal; Modulation:802.11ac; Bandwidth:80MHz; Channel:middle

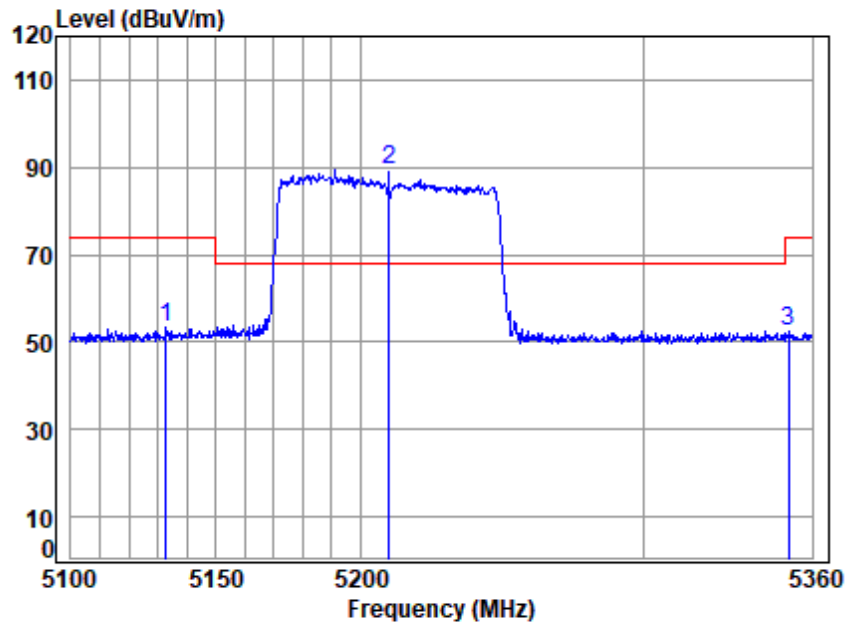


Site : chamber
Condition: 3m HORIZONTAL
Job No : 01989AT/01990AT
Mode : 5210 Band edge
: 5G WIFI 11AC80

		Cable	Ant	Preamp	Read	Limit	Over	
	Freq	Loss	Factor	Factor	Level	Level	Line	Limit Remark
	MHz	dB	dB/m	dB	dBuV	dBuV/m	dBuV/m	dB
1 q	5127.461	7.53	34.04	34.99	33.37	39.95	54.00	-14.05 Average
2	5210.000	7.60	34.00	34.99	68.48	75.09	-----	----- Average
3	5359.467	7.71	34.34	35.00	32.57	39.62	54.00	-14.38 Average



Test Mode: 08; Polarity: Vertical; Modulation:802.11ac; Bandwidth:80MHz; Channel:middle

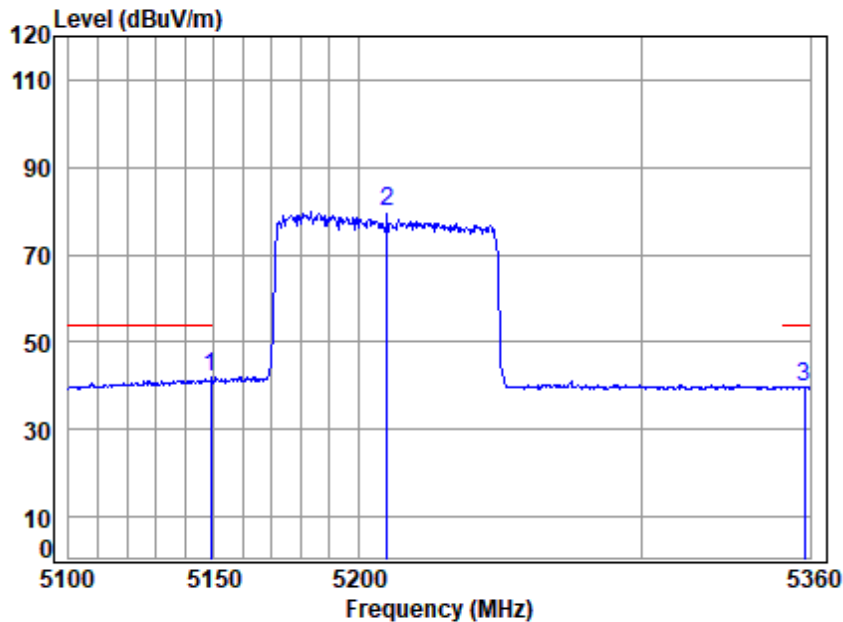


Site : chamber
Condition: 3m VERTICAL
Job No : 01989AT/01990AT
Mode : 5210 Band edge
: 5G WIFI 11AC80

		Cable	Ant	Preamp	Read		Limit	Over	
	Freq	Loss	Factor	Factor	Level	Level	Line	Limit	Remark
	MHz	dB	dB/m	dB	dBuV	dBuV/m	dBuV/m	dB	
1	5132.818	7.54	34.03	34.99	46.61	53.19	74.00	-20.81	Peak
2 q	5210.000	7.60	34.00	34.99	82.59	89.20	68.20	21.00	Peak
3	5351.478	7.71	34.31	35.00	45.23	52.25	74.00	-21.75	Peak



Test Mode: 08; Polarity: Vertical; Modulation:802.11ac; Bandwidth:80MHz; Channel:middle

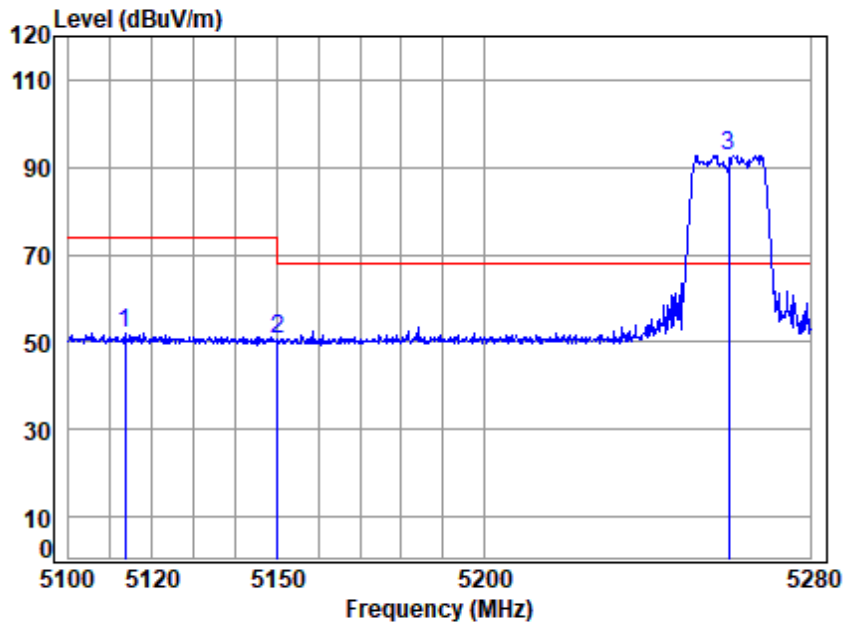


Site : chamber
Condition: 3m VERTICAL
Job No : 01989AT/01990AT
Mode : 5210 Band edge
: 5G WIFI 11AC80

		Cable	Ant	Preamp	Read	Limit	Over	
	Freq	Loss	Factor	Factor	Level	Level	Line	Limit Remark
	MHz	dB	dB/m	dB	dBuV	dBuV/m	dBuV/m	dB
1 q	5148.922	7.55	34.00	34.99	35.30	41.86	54.00	-12.14 Average
2	5210.000	7.60	34.00	34.99	73.25	79.86	-----	----- Average
3	5358.135	7.71	34.33	35.00	32.75	39.79	54.00	-14.21 Average



Test Mode: 09; Polarity: Horizontal; Modulation:802.11ac; Bandwidth:20MHz; Channel:Low

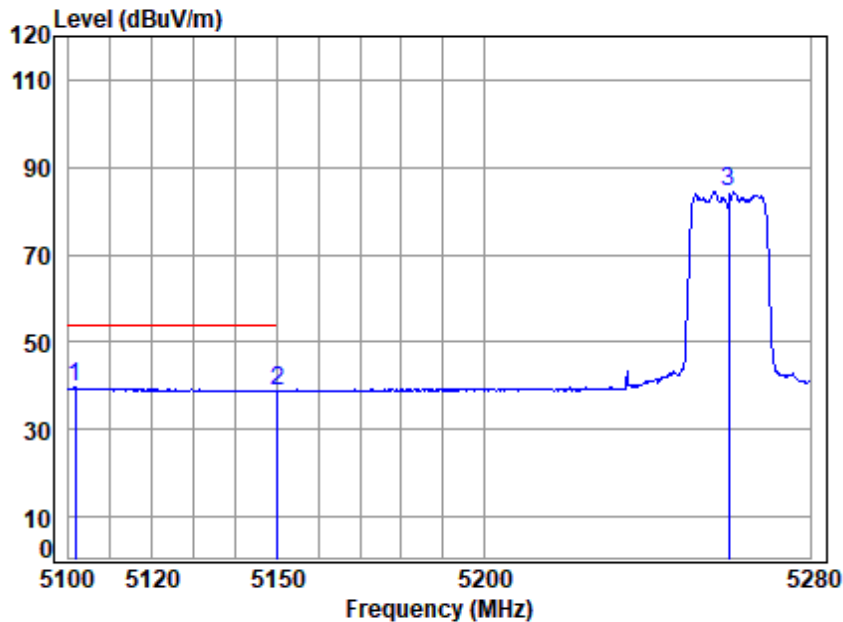


Site : chamber
Condition: 3m HORIZONTAL
Job No : 01989AT/01990AT
Mode : 5260 Band edge
: 5G WIFI 11AC20

		Cable	Ant	Preamp	Read		Limit	Over	
	Freq	Loss	Factor	Factor	Level	Level	Line	Limit	Remark
	MHz	dB	dB/m	dB	dBuV	dBuV/m	dBuV/m	dB	
1	5113.462	7.52	34.07	34.99	45.43	52.03	74.00	-21.97	peak
2	5149.980	7.55	34.00	34.99	44.05	50.61	74.00	-23.39	peak
3 q	5260.000	7.64	34.04	35.00	86.03	92.71	68.20	24.51	peak



Test Mode: 09; Polarity: Horizontal; Modulation:802.11ac; Bandwidth:20MHz; Channel:Low

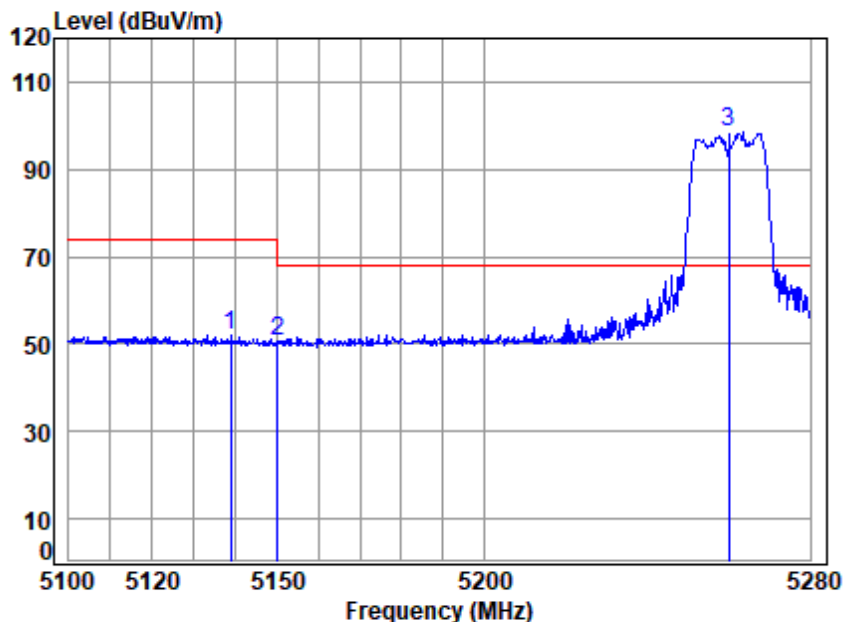


Site : chamber
Condition: 3m HORIZONTAL
Job No : 01989AT/01990AT
Mode : 5260 Band edge
: 5G WIFI 11AC20

		Cable	Ant	Preamp	Read	Limit	Over	
	Freq	Loss	Factor	Factor	Level	Level	Line	Limit Remark
	MHz	dB	dB/m	dB	dBuV	dBuV/m	dBuV/m	dB
1 q	5101.592	7.51	34.10	34.99	33.09	39.71	54.00	-14.29 Average
2	5149.980	7.55	34.00	34.99	32.34	38.90	54.00	-15.10 Average
3	5260.000	7.64	34.04	35.00	77.60	84.28	-----	----- Average



Test Mode: 09; Polarity: Vertical; Modulation:802.11ac; Bandwidth:20MHz; Channel:Low

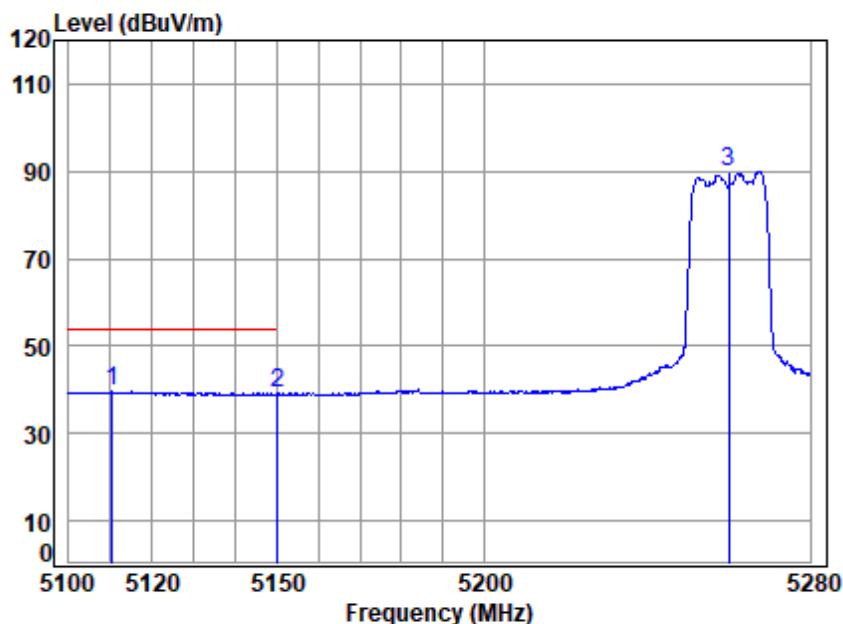


Site : chamber
Condition: 3m VERTICAL
Job No : 01989AT/01990AT
Mode : 5260 Band edge
: 5G WIFI 11AC20

		Cable	Ant	Preamp	Read	Limit	Over	
	Freq	Loss	Factor	Factor	Level	Level	Line	Limit Remark
	MHz	dB	dB/m	dB	dBuV	dBuV/m	dBuV/m	dB
1	5138.888	7.54	34.02	34.99	45.42	51.99	74.00	-22.01 Peak
2	5149.980	7.55	34.00	34.99	43.98	50.54	74.00	-23.46 Peak
3 q	5260.000	7.64	34.04	35.00	91.82	98.50	68.20	30.30 Peak



Test Mode: 09; Polarity: Vertical; Modulation:802.11ac; Bandwidth:20MHz; Channel:Low

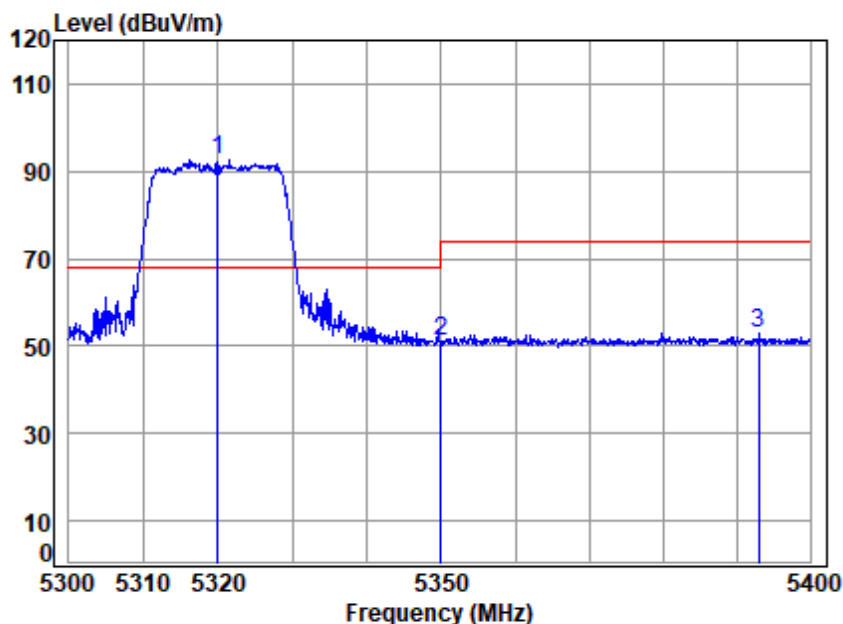


Site : chamber
Condition: 3m VERTICAL
Job No : 01989AT/01990AT
Mode : 5260 Band edge
: 5G WIFI 11AC20

		Cable	Ant	Preamp	Read	Limit	Over	
	Freq	Loss	Factor	Factor	Level	Level	Line	Limit Remark
	MHz	dB	dB/m	dB	dBuV	dBuV/m	dBuV/m	dB
1 q	5110.448	7.52	34.08	34.99	32.93	39.54	54.00	-14.46 Average
2	5149.980	7.55	34.00	34.99	32.63	39.19	54.00	-14.81 Average
3	5260.000	7.64	34.04	35.00	83.43	90.11	-----	----- Average



Test Mode: 09; Polarity: Horizontal; Modulation:802.11ac; Bandwidth:20MHz; Channel:High

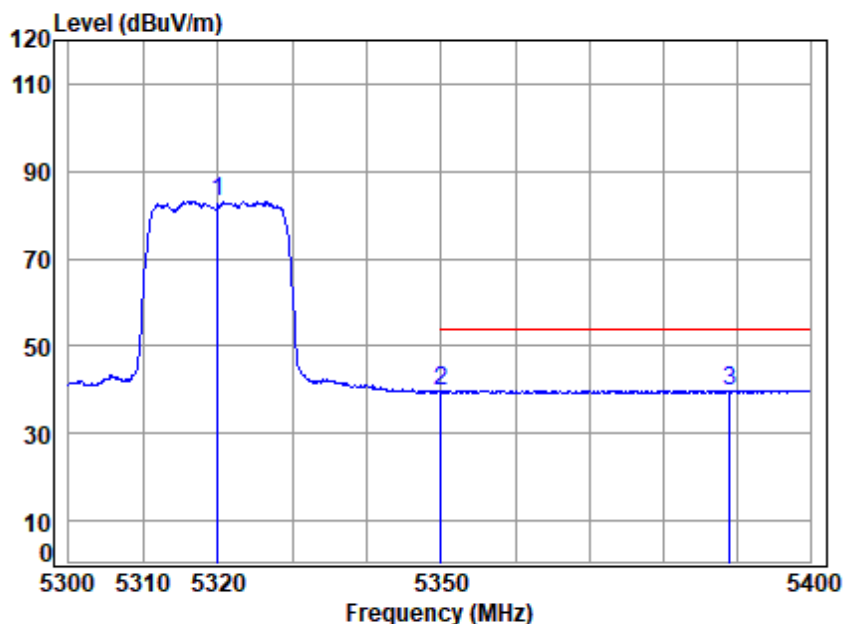


Site : chamber
Condition: 3m HORIZONTAL
Job No : 01989AT/01990AT
Mode : 5320 Band edge
: 5G WIFI 11AC20

		Cable	Ant	Preamp	Read	Limit	Over	
	Freq	Loss	Factor	Factor	Level	Level	Line	Limit Remark
	MHz	dB	dB/m	dB	dBuV	dBuV/m	dBuV/m	dB
1 q	5320.000	7.68	34.24	35.00	85.74	92.66	68.20	24.46 peak
2	5350.020	7.70	34.30	35.00	44.13	51.13	74.00	-22.87 peak
3	5392.939	7.74	34.47	35.00	45.94	53.15	74.00	-20.85 peak



Test Mode: 09; Polarity: Horizontal; Modulation:802.11ac; Bandwidth:20MHz; Channel:High



Site : chamber
Condition: 3m HORIZONTAL
Job No : 01989AT/01990AT
Mode : 5320 Band edge
: 5G WIFI 11AC20

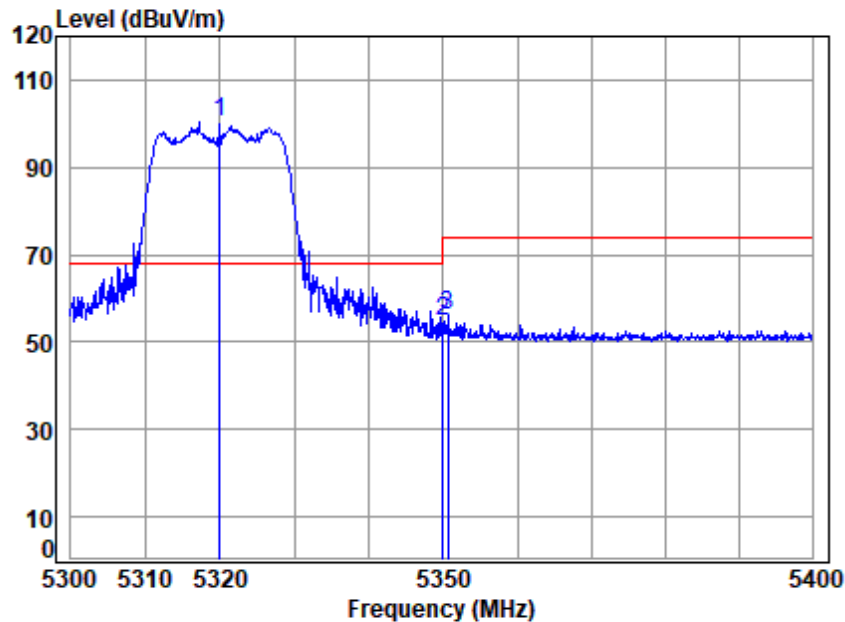
		Cable	Ant	Preamp	Read	Limit	Over	
	Freq	Loss	Factor	Factor	Level	Level	Line	Limit Remark
	MHz	dB	dB/m	dB	dBuV	dBuV/m	dBuV/m	dB
1	5320.000	7.68	34.24	35.00	76.23	83.15	-----	----- Average
2	5350.020	7.70	34.30	35.00	32.52	39.52	54.00	-14.48 Average
3 q	5389.110	7.73	34.46	35.00	32.65	39.84	54.00	-14.16 Average



Unless otherwise agreed in writing, this document is issued by the Company subject to its General Conditions of Service printed overleaf, available on request or accessible at <https://www.sgs.com/en/Terms-and-Conditions>. Attention is drawn to the limitation of liability, indemnification and jurisdiction issues defined therein. Any holder of this document is advised that information contained hereon reflects the Company's findings at the time of its intervention only and within the limits of Client's instructions, if any. The Company's sole responsibility is to its Client and this document does not exonerate parties to a transaction from exercising all their rights and obligations under the transaction documents. This document cannot be reproduced except in full, without prior written approval of the Company. Any unauthorized alteration, forgery or falsification of the content or appearance of this document is unlawful and offenders may be prosecuted to the fullest extent of the law. Unless otherwise stated the results shown in this test report refer only to the sample(s) tested and such sample(s) are retained for 30 days only.

Attention: To check the authenticity of testing /inspection report & certificate, please contact us at telephone: (86-755) 8307 1443, or email: CN.Doccheck@sgs.com
No.1 Workshop, M-10, Middle Section, Science & Technology Park, Nanshan District, Shenzhen, Guangdong, China 518057 t (86-755) 26012053 f (86-755) 26710594 www.sgs.com.cn
中国·广东·深圳市南山区科技园中区M-10栋1号厂房 邮编: 518057 t (86-755) 26012053 f (86-755) 26710594 sgs.china@sgs.com

Test Mode: 09; Polarity: Vertical; Modulation:802.11ac; Bandwidth:20MHz; Channel:High

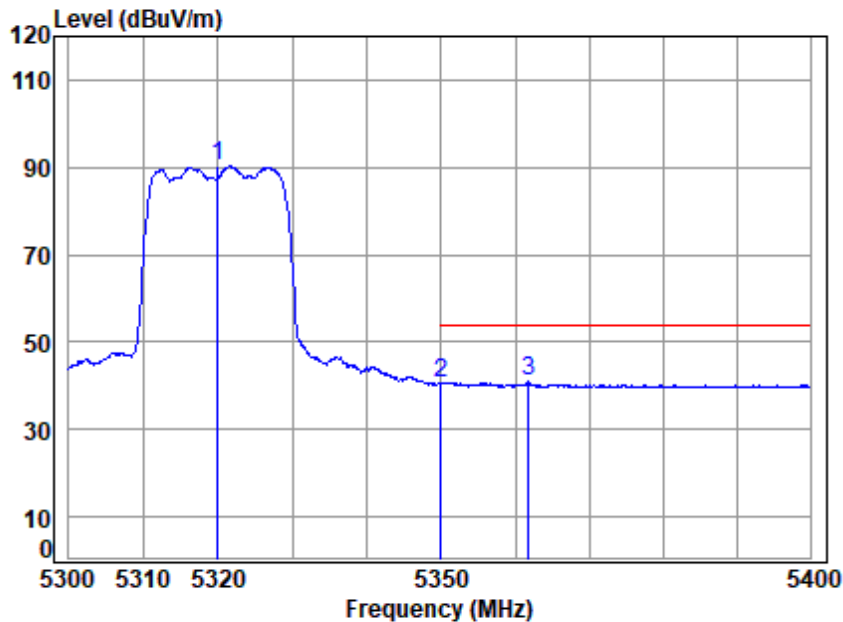


Site : chamber
Condition: 3m VERTICAL
Job No : 01989AT/01990AT
Mode : 5320 Band edge
: 5G WIFI 11AC20

		Cable	Ant	Preamp	Read	Limit	Over	
Freq	Loss	Factor	Factor	Level	Level	Line	Limit	Remark
MHz	dB		dB/m	dB	dBuV	dBuV/m	dBuV/m	dB
1 q 5320.000	7.68	34.24	35.00	93.40	100.32	68.20	32.12	Peak
2 5350.020	7.70	34.30	35.00	47.79	54.79	74.00	-19.21	Peak
3 5350.667	7.71	34.30	35.00	49.05	56.06	74.00	-17.94	Peak



Test Mode: 09; Polarity: Vertical; Modulation:802.11ac; Bandwidth:20MHz; Channel:High

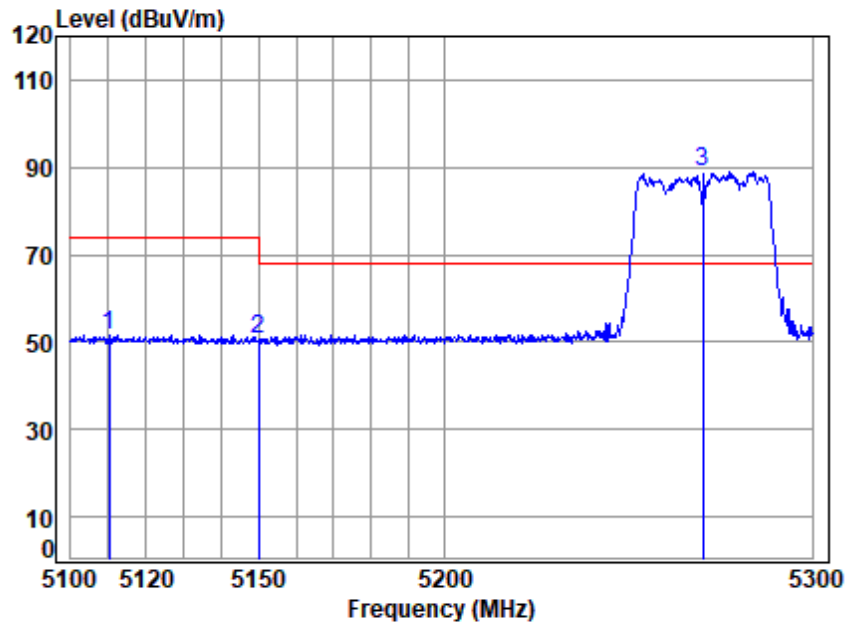


Site : chamber
Condition: 3m VERTICAL
Job No : 01989AT/01990AT
Mode : 5320 Band edge
: 5G WIFI 11AC20

		Cable	Ant	Preamp	Read	Limit	Over	
	Freq	Loss	Factor	Factor	Level	Level	Line	Limit Remark
	MHz	dB	dB/m	dB	dBuV	dBuV/m	dBuV/m	dB
1	5320.000	7.68	34.24	35.00	83.35	90.27	-----	----- Average
2	5350.020	7.70	34.30	35.00	33.81	40.81	54.00	-13.19 Average
3 q	5361.780	7.71	34.35	35.00	33.79	40.85	54.00	-13.15 Average



Test Mode: 09; Polarity: Horizontal; Modulation:802.11ac; Bandwidth:40MHz; Channel:Low

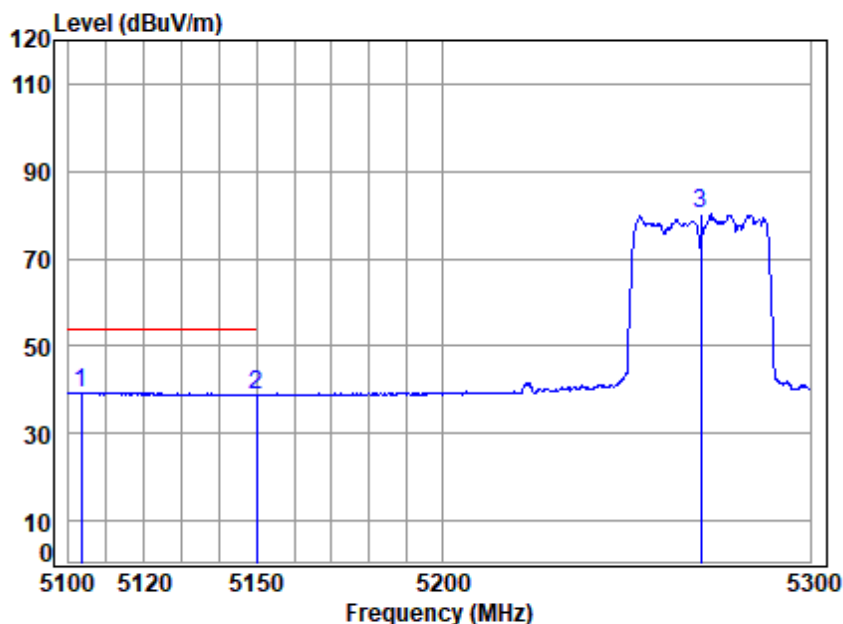


Site : chamber
Condition: 3m HORIZONTAL
Job No : 01989AT/01990AT
Mode : 5270 Band edge
: 5G WIFI 11AC40

		Cable	Ant	Preamp	Read	Limit	Over	
	Freq	Loss	Factor	Factor	Level	Level	Line	Limit Remark
	MHz	dB	dB/m	dB	dBuV	dBuV/m	dBuV/m	dB
1	5110.211	7.52	34.08	34.99	45.11	51.72	74.00	-22.28 peak
2	5149.980	7.55	34.00	34.99	43.88	50.44	74.00	-23.56 peak
3 q	5270.000	7.64	34.08	35.00	82.24	88.96	68.20	20.76 peak



Test Mode: 09; Polarity: Horizontal; Modulation:802.11ac; Bandwidth:40MHz; Channel:Low

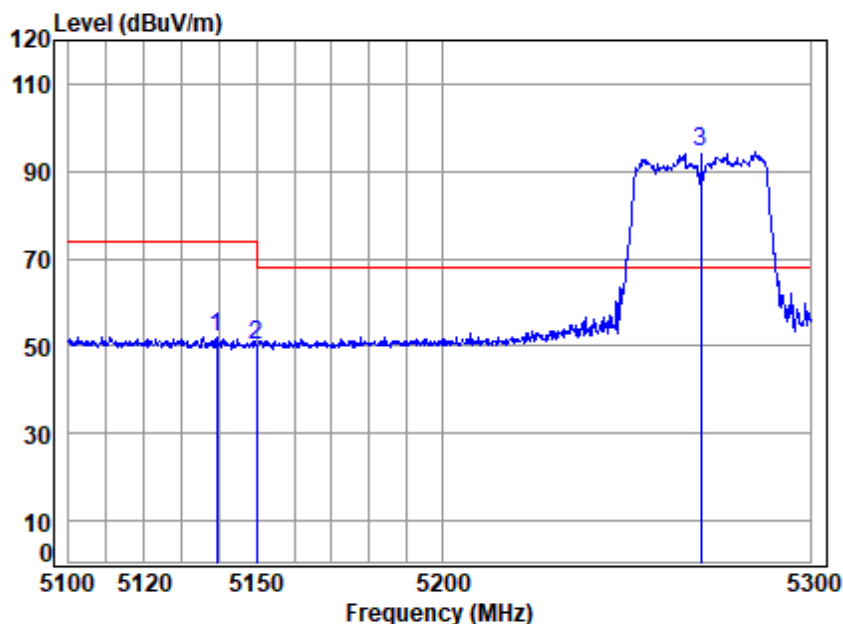


Site : chamber
Condition: 3m HORIZONTAL
Job No : 01989AT/01990AT
Mode : 5270 Band edge
: 5G WIFI 11AC40

		Cable	Ant	Preamp	Read	Limit	Over	
	Freq	Loss	Factor	Factor	Level	Level	Line	Limit Remark
	MHz	dB	dB/m	dB	dBuV	dBuV/m	dBuV/m	dB
1 q	5103.336	7.51	34.09	34.99	32.83	39.44	54.00	-14.56 Average
2	5149.980	7.55	34.00	34.99	32.30	38.86	54.00	-15.14 Average
3	5270.000	7.64	34.08	35.00	73.37	80.09	-----	----- Average



Test Mode: 09; Polarity: Vertical; Modulation:802.11ac; Bandwidth:40MHz; Channel:Low

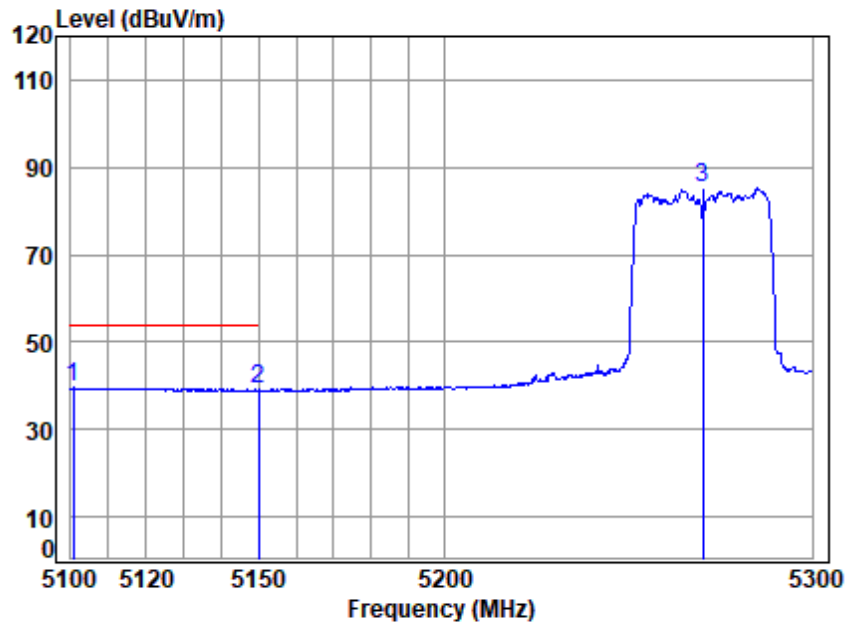


Site : chamber
Condition: 3m VERTICAL
Job No : 01989AT/01990AT
Mode : 5270 Band edge
: 5G WIFI 11AC40

		Cable	Ant	Preamp	Read	Limit	Over	
	Freq	Loss	Factor	Factor	Level	Level	Line	Limit Remark
	MHz	dB	dB/m	dB	dBuV	dBuV/m	dBuV/m	dB
1	5139.387	7.54	34.02	34.99	45.67	52.24	74.00	-21.76 Peak
2	5149.980	7.55	34.00	34.99	43.72	50.28	74.00	-23.72 Peak
3 q	5270.000	7.64	34.08	35.00	87.62	94.34	68.20	26.14 Peak



Test Mode: 09; Polarity: Vertical; Modulation:802.11ac; Bandwidth:40MHz; Channel:Low

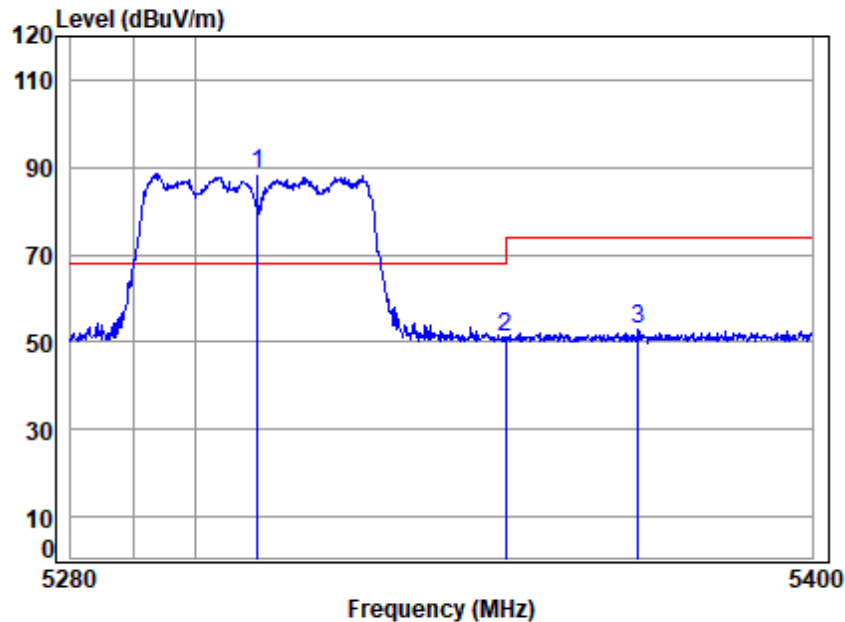


Site : chamber
Condition: 3m VERTICAL
Job No : 01989AT/01990AT
Mode : 5270 Band edge
: 5G WIFI 11AC40

		Cable	Ant	Preamp	Read	Limit	Over	
	Freq	Loss	Factor	Factor	Level	Level	Line	Limit Remark
	MHz	dB	dB/m	dB	dBuV	dBuV/m	dBuV/m	dB
1 q	5100.785	7.51	34.10	34.99	32.99	39.61	54.00	-14.39 Average
2	5149.980	7.55	34.00	34.99	32.47	39.03	54.00	-14.97 Average
3	5270.000	7.64	34.08	35.00	78.56	85.28	-----	----- Average



Test Mode: 09; Polarity: Horizontal; Modulation:802.11ac; Bandwidth:40MHz; Channel:High



Site : chamber
Condition: 3m HORIZONTAL
Job No : 01989AT/01990AT
Mode : 5310 Band edge
: 5G WIFI 11AC40

		Cable	Ant	Preamp	Read	Limit	Over	
Freq		Loss	Factor	Factor	Level	Level	Line	Limit Remark
MHz		dB	dB/m	dB	dBuV	dBuV/m	dBuV/m	dB
1 q 5310.000		7.67	34.22	35.00	81.67	88.56	68.20	20.36 peak
2 5350.020		7.70	34.30	35.00	44.16	51.16	74.00	-22.84 peak
3 5371.678		7.72	34.39	35.00	45.62	52.73	74.00	-21.27 peak



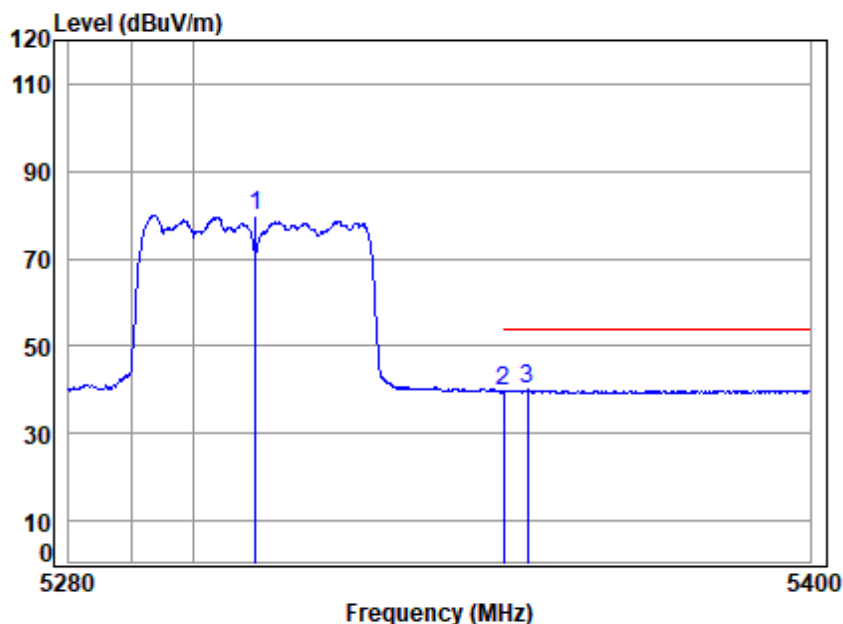
SGS-CSTC Standards Technical Services Co., Ltd. Shenzhen Branch

SZEMC-TRF-01 Rev. A/0 Aug01,2022

Report No.: SZCR230600198905

Page: 202 of 495

Test Mode: 09; Polarity: Horizontal; Modulation:802.11ac; Bandwidth:40MHz; Channel:High



Site : chamber
Condition: 3m HORIZONTAL
Job No : 01989AT/01990AT
Mode : 5310 Band edge
: 5G WIFI 11AC40

		Cable	Ant	Preamp	Read	Limit	Over	
	Freq	Loss	Factor	Factor	Level	Level	Line	Limit Remark
	MHz	dB	dB/m	dB	dBuV	dBuV/m	dBuV/m	dB
1	5310.000	7.67	34.22	35.00	73.11	80.00	-----	----- Average
2	5350.020	7.70	34.30	35.00	32.52	39.52	54.00	-14.48 Average
3 q	5353.962	7.71	34.32	35.00	32.93	39.96	54.00	-14.04 Average



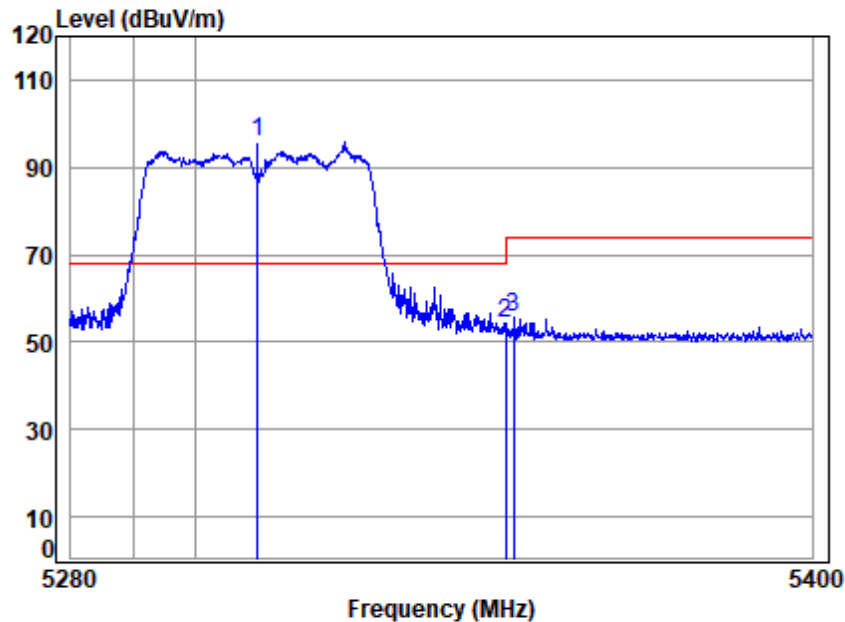
SGS-CSTC Standards Technical Services Co., Ltd.
Shenzhen Branch Inspection & Testing Laboratory

Unless otherwise agreed in writing, this document is issued by the Company subject to its General Conditions of Service printed overleaf, available on request or accessible at <https://www.sgs.com/en/Terms-and-Conditions>. Attention is drawn to the limitation of liability, indemnification and jurisdiction issues defined therein. Any holder of this document is advised that information contained hereon reflects the Company's findings at the time of its intervention only and within the limits of Client's instructions, if any. The Company's sole responsibility is to its Client and this document does not exonerate parties to a transaction from exercising all their rights and obligations under the transaction documents. This document cannot be reproduced except in full, without prior written approval of the Company. Any unauthorized alteration, forgery or falsification of the content or appearance of this document is unlawful and offenders may be prosecuted to the fullest extent of the law. Unless otherwise stated the results shown in this test report refer only to the sample(s) tested and such sample(s) are retained for 30 days only.

Attention: To check the authenticity of testing /inspection report & certificate, please contact us at telephone: (86-755) 8307 1443, or email: CN.Doccheck@sgs.com

No.1 Workshop, M-10, Middle Section, Science & Technology Park, Nanshan District, Shenzhen, Guangdong, China 518057 t (86-755) 26012053 f (86-755) 26710594 www.sgs.com.cn
中国·广东·深圳市南山区科技园中区M-10栋1号厂房 邮编: 518057 t (86-755) 26012053 f (86-755) 26710594 sgs.china@sgs.com

Test Mode: 09; Polarity: Vertical; Modulation:802.11ac; Bandwidth:40MHz; Channel:High

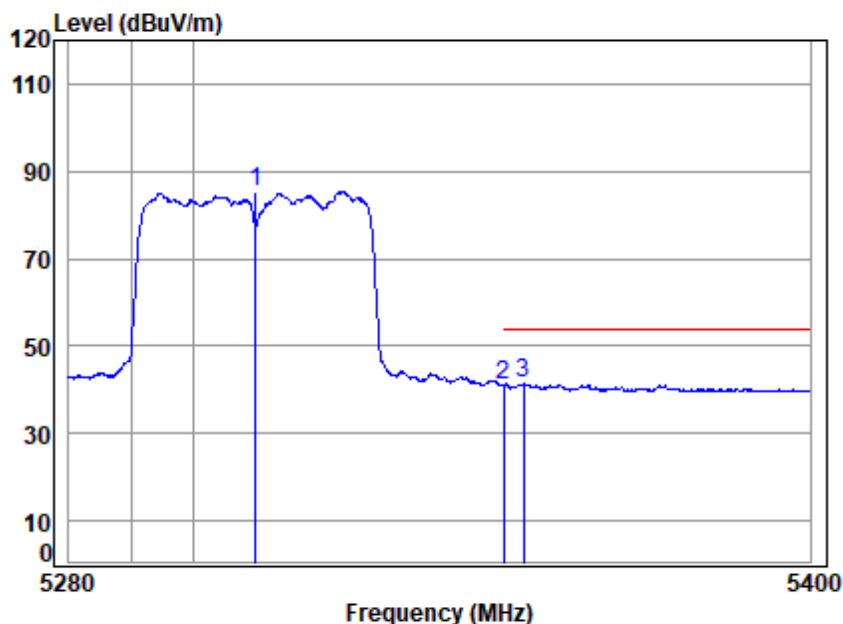


Site : chamber
 Condition: 3m VERTICAL
 Job No : 01989AT/01990AT
 Mode : 5310 Band edge
 : 5G WIFI 11AC40

		Cable	Ant	Preamp	Read	Limit	Over	
	Freq	Loss	Factor	Factor	Level	Level	Line	Limit Remark
	MHz	dB	dB/m	dB	dBuV	dBuV/m	dBuV/m	dB
1 q	5310.000	7.67	34.22	35.00	88.86	95.75	68.20	27.55 Peak
2	5350.020	7.70	34.30	35.00	47.34	54.34	74.00	-19.66 Peak
3	5351.436	7.71	34.31	35.00	48.48	55.50	74.00	-18.50 Peak



Test Mode: 09; Polarity: Vertical; Modulation:802.11ac; Bandwidth:40MHz; Channel:High

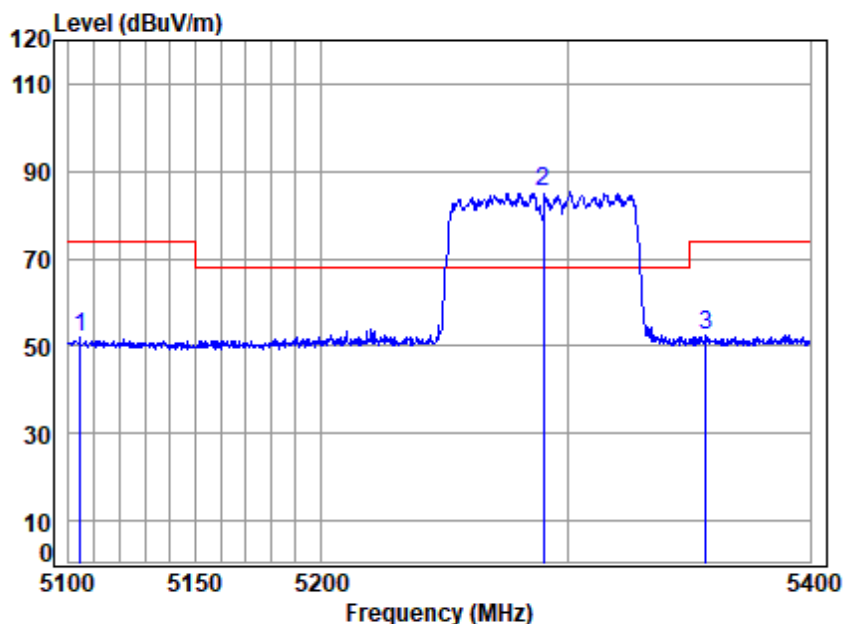


Site : chamber
Condition: 3m VERTICAL
Job No : 01989AT/01990AT
Mode : 5310 Band edge
: 5G WIFI 11AC40

		Cable	Ant	Preamp	Read	Limit	Over	
	Freq	Loss	Factor	Factor	Level	Level	Line	Limit Remark
	MHz	dB	dB/m	dB	dBuV	dBuV/m	dBuV/m	dB
1	5310.000	7.67	34.22	35.00	78.61	85.50	-----	----- Average
2	5350.020	7.70	34.30	35.00	34.14	41.14	54.00	-12.86 Average
3 q	5353.360	7.71	34.31	35.00	34.41	41.43	54.00	-12.57 Average



Test Mode: 09; Polarity: Horizontal; Modulation:802.11ac; Bandwidth:80MHz; Channel:middle

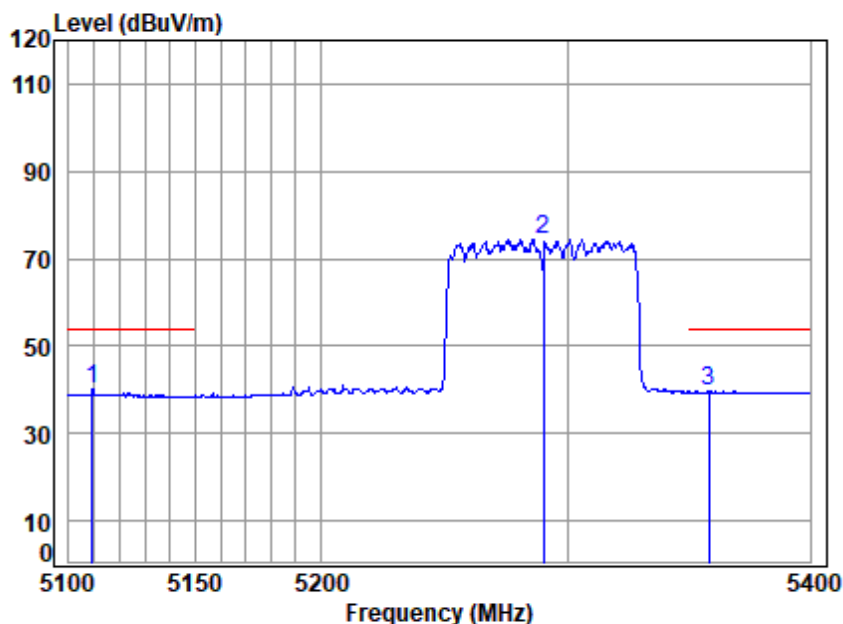


Site : chamber
Condition: 3m HORIZONTAL
Job No : 01989AT/01990AT
Mode : 5290 Band edge
: 5G WIFI 11AC80

		Cable	Ant	Preamp	Read	Limit	Over	
	Freq	Loss	Factor	Factor	Level	Line	Limit	Remark
	MHz	dB	dB/m	dB	dBuV	dBuV/m	dBuV/m	dB
1	5104.375	7.51	34.09	34.99	45.39	52.00	74.00	-22.00 peak
2 q	5290.000	7.66	34.16	35.00	78.43	85.25	68.20	17.05 peak
3	5356.960	7.71	34.33	35.00	45.47	52.51	74.00	-21.49 peak



Test Mode: 09; Polarity: Horizontal; Modulation:802.11ac; Bandwidth:80MHz; Channel:middle

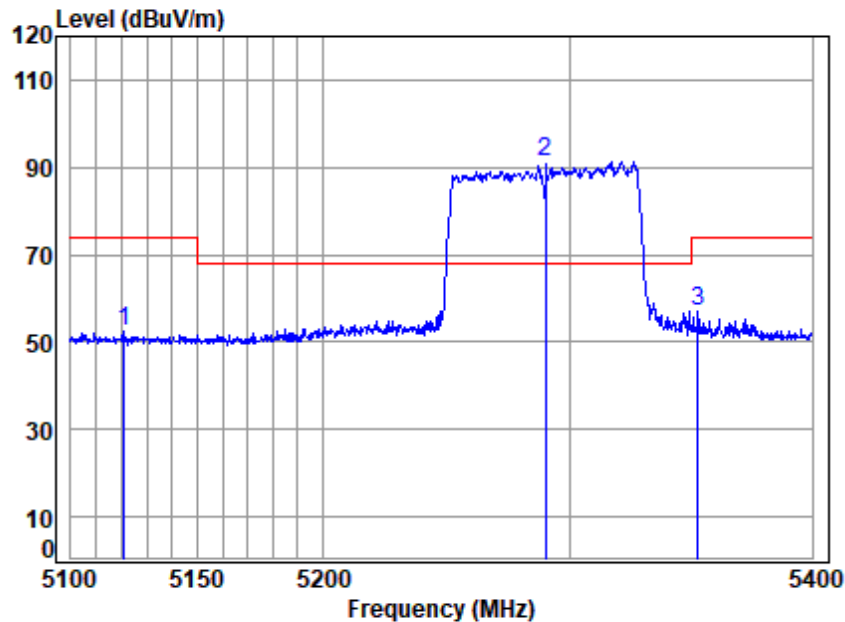


Site : chamber
Condition: 3m HORIZONTAL
Job No : 01989AT/01990AT
Mode : 5290 Band edge
: 5G WIFI 11AC80

		Cable	Ant	Preamp	Read	Limit	Over	
	Freq	Loss	Factor	Factor	Level	Line	Limit	Remark
	MHz	dB	dB/m	dB	dBuV	dBuV/m	dBuV/m	dB
1 q	5109.337	7.52	34.08	34.99	33.67	40.28	54.00	-13.72 Average
2	5290.000	7.66	34.16	35.00	67.63	74.45	-----	----- Average
3	5358.186	7.71	34.33	35.00	32.56	39.60	54.00	-14.40 Average



Test Mode: 09; Polarity: Vertical; Modulation:802.11ac; Bandwidth:80MHz; Channel:middle

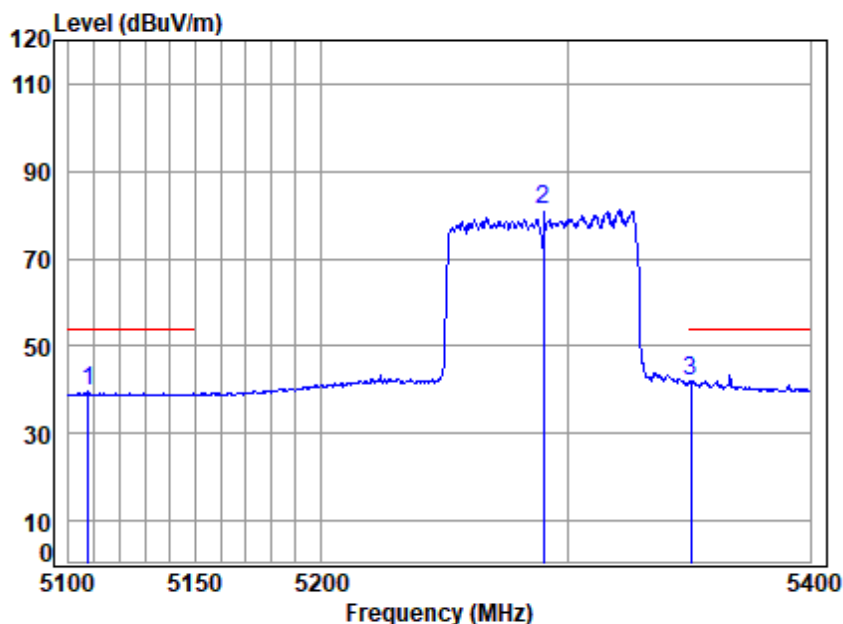


Site : chamber
Condition: 3m VERTICAL
Job No : 01989AT/01990AT
Mode : 5290 Band edge
: 5G WIFI 11AC80

		Cable	Ant	Preamp	Read	Limit	Over	
	Freq	Loss	Factor	Factor	Level	Level	Line	Limit Remark
	MHz	dB	dB/m	dB	dBuV	dBuV/m	dBuV/m	dB
1	5121.032	7.53	34.06	34.99	46.08	52.68	74.00	-21.32 Peak
2 q	5290.000	7.66	34.16	35.00	84.66	91.48	68.20	23.28 Peak
3	5352.676	7.71	34.31	35.00	49.82	56.84	74.00	-17.16 Peak



Test Mode: 09; Polarity: Vertical; Modulation:802.11ac; Bandwidth:80MHz; Channel:middle

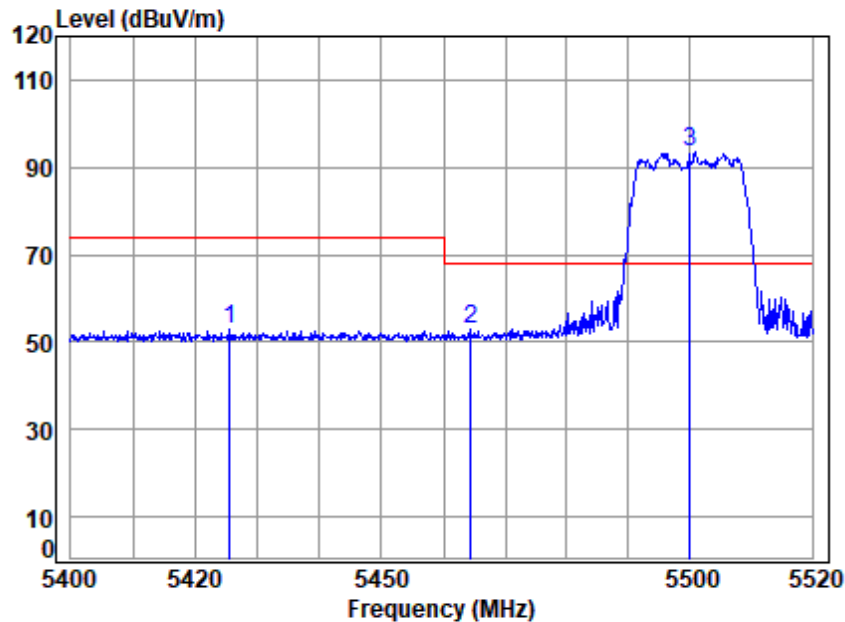


Site : chamber
Condition: 3m VERTICAL
Job No : 01989AT/01990AT
Mode : 5290 Band edge
: 5G WIFI 11AC80

		Cable	Ant	Preamp	Read	Limit	Over	
	Freq	Loss	Factor	Factor	Level	Level	Line	Limit Remark
	MHz	dB	dB/m	dB	dBuV	dBuV/m	dBuV/m	dB
1	5107.585	7.52	34.08	34.99	33.12	39.73	54.00	-14.27 Average
2	5290.000	7.66	34.16	35.00	74.47	81.29	-----	----- Average
3 q	5350.535	7.71	34.30	35.00	35.08	42.09	54.00	-11.91 Average



Test Mode: 10; Polarity: Horizontal; Modulation:802.11ac; Bandwidth:20MHz; Channel:Low

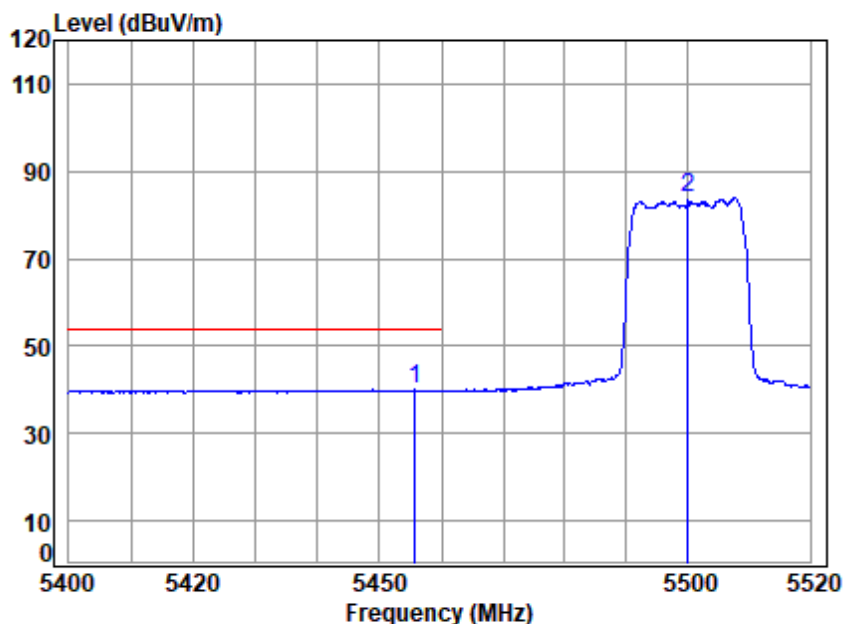


Site : chamber
Condition: 3m HORIZONTAL
Job No : 01989AT/01990AT
Mode : 5500 Band edge
: 5G WIFI 11AC20

		Cable	Ant	Preamp	Read		Limit	Over	
	Freq	Loss	Factor	Factor	Level	Level	Line	Limit	Remark
	MHz	dB	dB/m	dB	dBuV	dBuV/m	dBuV/m	dB	
1	5425.578	7.76	34.55	35.01	45.55	52.85	74.00	-21.15	peak
2	5464.472	7.79	34.60	35.01	45.59	52.97	68.20	-15.23	peak
3 q	5500.000	7.82	34.60	35.01	85.90	93.31	68.20	25.11	peak



Test Mode: 10; Polarity: Horizontal; Modulation:802.11ac; Bandwidth:20MHz; Channel:Low

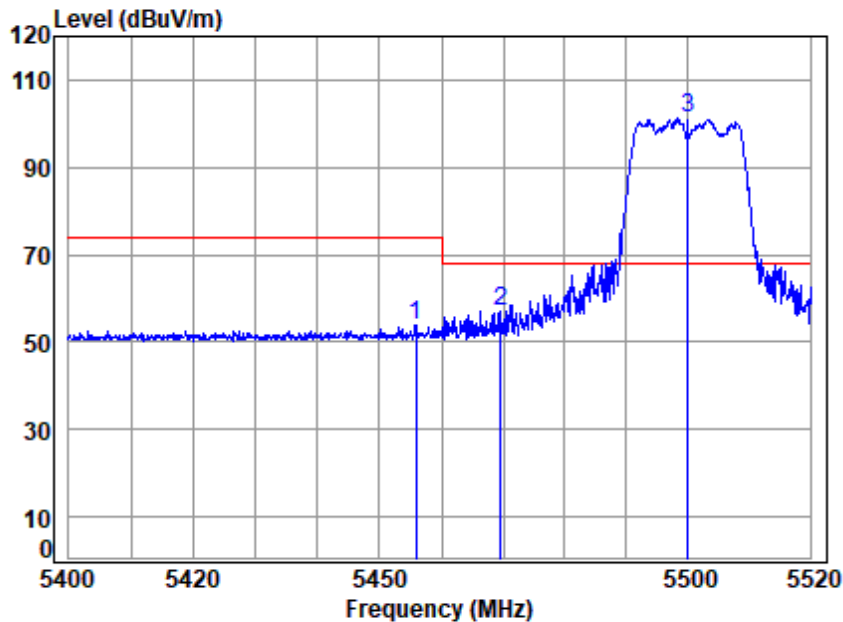


Site : chamber
Condition: 3m HORIZONTAL
Job No : 01989AT/01990AT
Mode : 5500 Band edge
: 5G WIFI 11AC20

		Cable	Ant	Preamp	Read	Limit	Over	
Freq	Loss	Factor	Factor	Level	Level	Line	Limit	Remark
MHz	dB	dB/m	dB	dBuV	dBuV/m	dBuV/m	dB	
1 q 5455.712	7.78	34.60	35.01	32.57	39.94	54.00	-14.06	Average
2 5500.000	7.82	34.60	35.01	76.49	83.90	-----	-----	Average



Test Mode: 10; Polarity: Vertical; Modulation:802.11ac; Bandwidth:20MHz; Channel:Low



Site : chamber
Condition: 3m VERTICAL
Job No : 01989AT/01990AT
Mode : 5500 Band edge
: 5G WIFI 11AC20

		Cable	Ant	Preamp	Read	Limit	Over	
	Freq	Loss	Factor	Factor	Level	Level	Line	Limit Remark
	MHz	dB	dB/m	dB	dBuV	dBuV/m	dBuV/m	dB
1	5455.952	7.78	34.60	35.01	46.44	53.81	74.00	-20.19 Peak
2	5469.639	7.79	34.60	35.01	49.74	57.12	68.20	-11.08 peak
3 q	5500.000	7.82	34.60	35.01	93.87	101.28	68.20	33.08 Peak



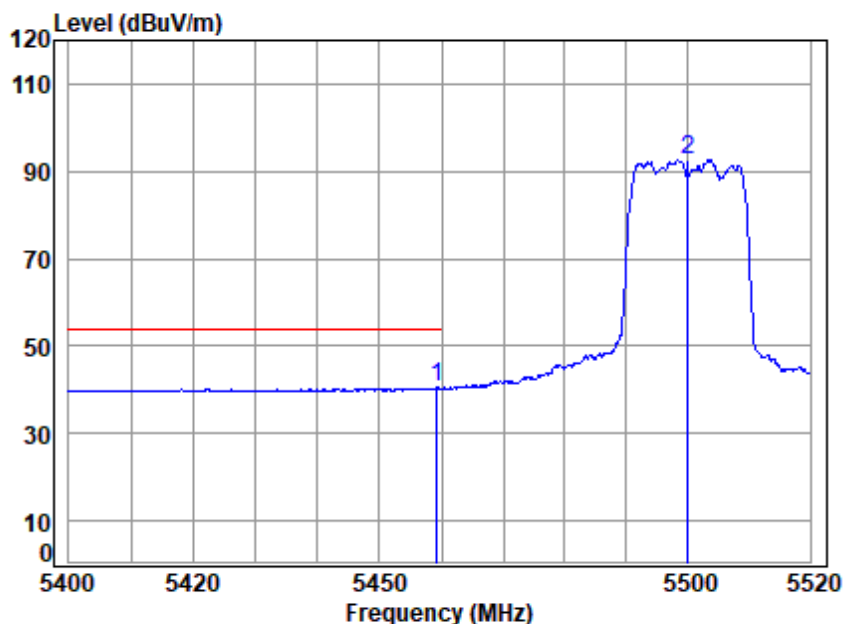
SGS-CSTC Standards Technical Services Co., Ltd. Shenzhen Branch

SZEMC-TRF-01 Rev. A/0 Aug01,2022

Report No.: SZCR230600198905

Page: 212 of 495

Test Mode: 10; Polarity: Vertical; Modulation:802.11ac; Bandwidth:20MHz; Channel:Low



Site : chamber
Condition: 3m VERTICAL
Job No : 01989AT/01990AT
Mode : 5500 Band edge
: 5G WIFI 11AC20

		Cable	Ant	Preamp	Read	Limit	Over	
	Freq	Loss	Factor	Factor	Level	Level	Line	Limit Remark
	MHz	dB	dB/m	dB	dBuV	dBuV/m	dBuV/m	dB
1 q	5459.190	7.79	34.60	35.01	33.19	40.57	54.00	-13.43 Average
2	5500.000	7.82	34.60	35.01	85.43	92.84	-----	----- Average

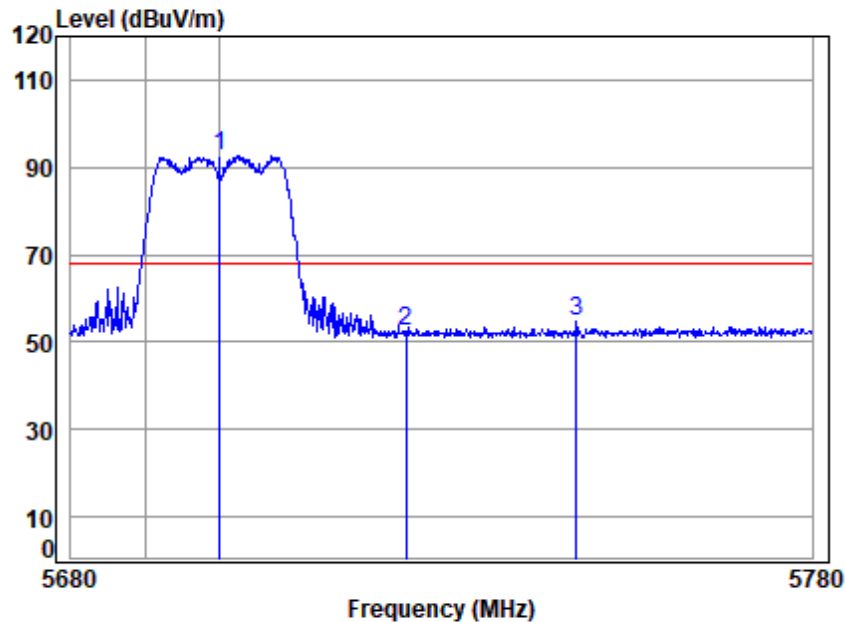


SGS-CSTC Standards Technical Services Co., Ltd.
Shenzhen Branch Testing & Calibration Laboratory

Unless otherwise agreed in writing, this document is issued by the Company subject to its General Conditions of Service printed overleaf, available on request or accessible at <https://www.sgs.com/en/Terms-and-Conditions>. Attention is drawn to the limitation of liability, indemnification and jurisdiction issues defined therein. Any holder of this document is advised that information contained hereon reflects the Company's findings at the time of its intervention only and within the limits of Client's instructions, if any. The Company's sole responsibility is to its Client and this document does not exonerate parties to a transaction from exercising all their rights and obligations under the transaction documents. This document cannot be reproduced except in full, without prior written approval of the Company. Any unauthorized alteration, forgery or falsification of the content or appearance of this document is unlawful and offenders may be prosecuted to the fullest extent of the law. Unless otherwise stated the results shown in this test report refer only to the sample(s) tested and such sample(s) are retained for 30 days only.

Attention: To check the authenticity of testing /inspection report & certificate, please contact us at telephone: (86-755) 8307 1443, or email: CN.Doccheck@sgs.com
No.1 Workshop, M-10, Middle Section, Science & Technology Park, Nanshan District, Shenzhen, Guangdong, China 518057 t (86-755) 26012053 f (86-755) 26710594 www.sgs.com.cn
中国·广东·深圳市南山区科技园中区M-10栋1号厂房 邮编: 518057 t (86-755) 26012053 f (86-755) 26710594 sgs.china@sgs.com

Test Mode: 10; Polarity: Horizontal; Modulation:802.11ac; Bandwidth:20MHz; Channel:High

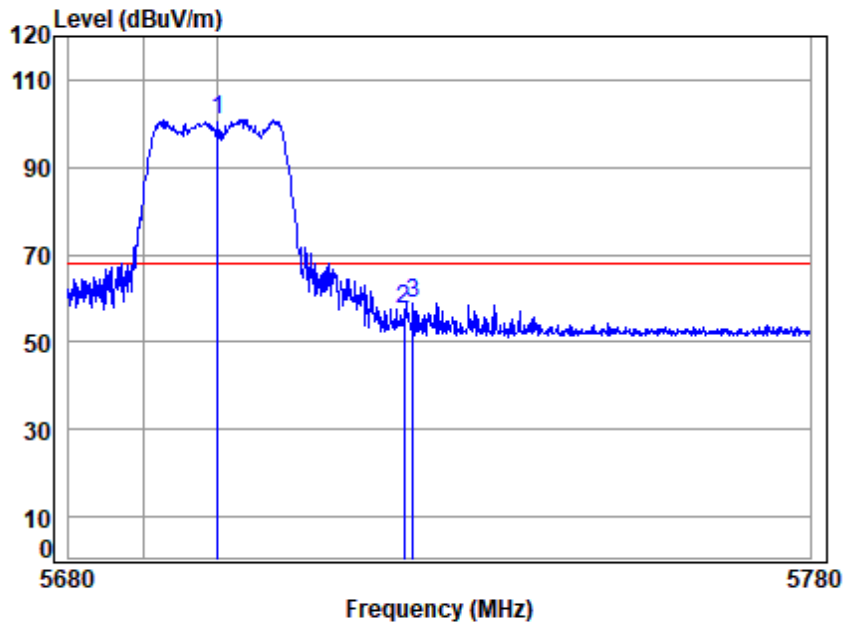


Site : chamber
Condition: 3m HORIZONTAL
Job No : 01989AT/01990AT
Mode : 5700 Band edge
: 5G WIFI 11AC20

		Cable	Ant	Preamp	Read	Limit	Over	
Freq		Loss	Factor	Factor	Level	Level	Limit	Remark
MHz		dB	dB/m	dB	dBuV	dBuV/m	dBuV/m	dB
1 q 5700.000		7.96	34.50	35.02	85.20	92.64	68.20	24.44 peak
2 5725.000		7.98	34.50	35.02	45.05	52.51	68.20	-15.69 peak
3 5748.011		8.00	34.50	35.03	47.34	54.81	68.20	-13.39 peak



Test Mode: 10; Polarity: Vertical; Modulation:802.11ac; Bandwidth:20MHz; Channel:High

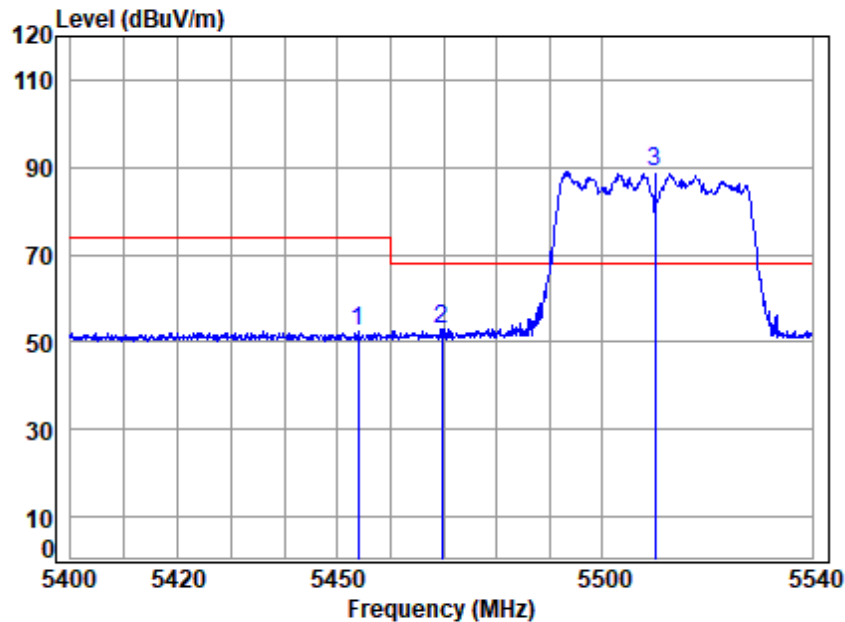


Site : chamber
Condition: 3m VERTICAL
Job No : 01989AT/01990AT
Mode : 5700 Band edge
: 5G WIFI 11AC20

		Cable	Ant	Preamp	Read	Limit	Over	
	Freq	Loss	Factor	Factor	Level	Level	Line	Limit Remark
	MHz	dB	dB/m	dB	dBuV	dBuV/m	dBuV/m	dB
1 q	5700.000	7.96	34.50	35.02	93.59	101.03	68.20	32.83 Peak
2	5725.000	7.98	34.50	35.02	50.01	57.47	68.20	-10.73 Peak
3	5726.283	7.98	34.50	35.02	51.50	58.96	68.20	-9.24 Peak



Test Mode: 10; Polarity: Horizontal; Modulation:802.11ac; Bandwidth:40MHz; Channel:Low

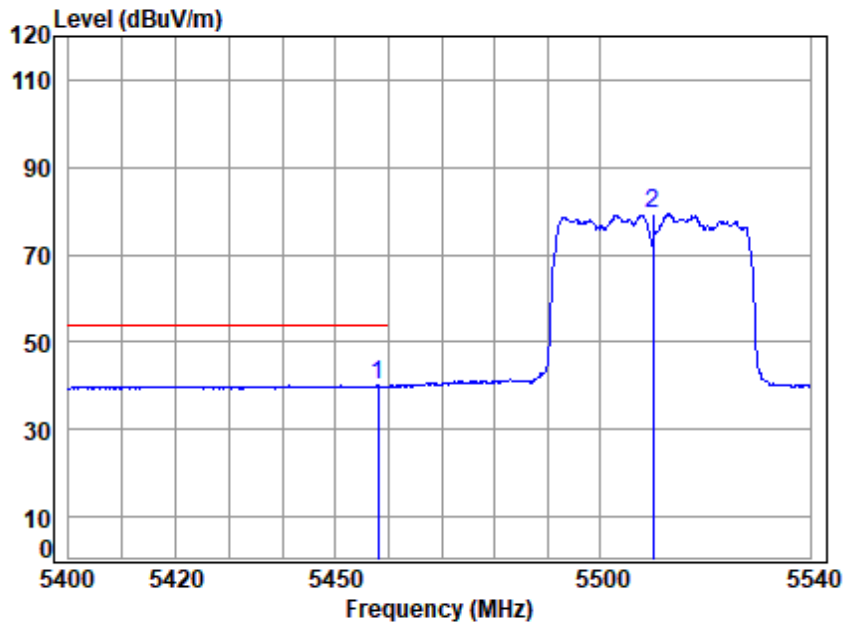


Site : chamber
Condition: 3m HORIZONTAL
Job No : 01989AT/01990AT
Mode : 5510 Band edge
: 5G WIFI 11AC40

		Cable	Ant	Preamp	Read	Limit	Over	
Freq		Loss	Factor	Factor	Level	Level	Line	Limit Remark
MHz		dB	dB/m	dB	dBuV	dBuV/m	dBuV/m	dB
1	5453.895	7.78	34.60	35.01	45.06	52.43	74.00	-21.57 peak
2	5469.692	7.79	34.60	35.01	45.61	52.99	68.20	-15.21 peak
3 q	5510.000	7.82	34.60	35.01	81.52	88.93	68.20	20.73 peak



Test Mode: 10; Polarity: Horizontal; Modulation:802.11ac; Bandwidth:40MHz; Channel:Low



Site : chamber
Condition: 3m HORIZONTAL
Job No : 01989AT/01990AT
Mode : 5510 Band edge
: 5G WIFI 11AC40

		Cable	Ant	Preamp	Read	Limit	Over	
	Freq	Loss	Factor	Factor	Level	Level	Line	Limit Remark
	MHz	dB	dB/m	dB	dBuV	dBuV/m	dBuV/m	dB
1 q	5457.945	7.79	34.60	35.01	32.63	40.01	54.00	-13.99 Average
2	5510.000	7.82	34.60	35.01	71.91	79.32	-----	----- Average



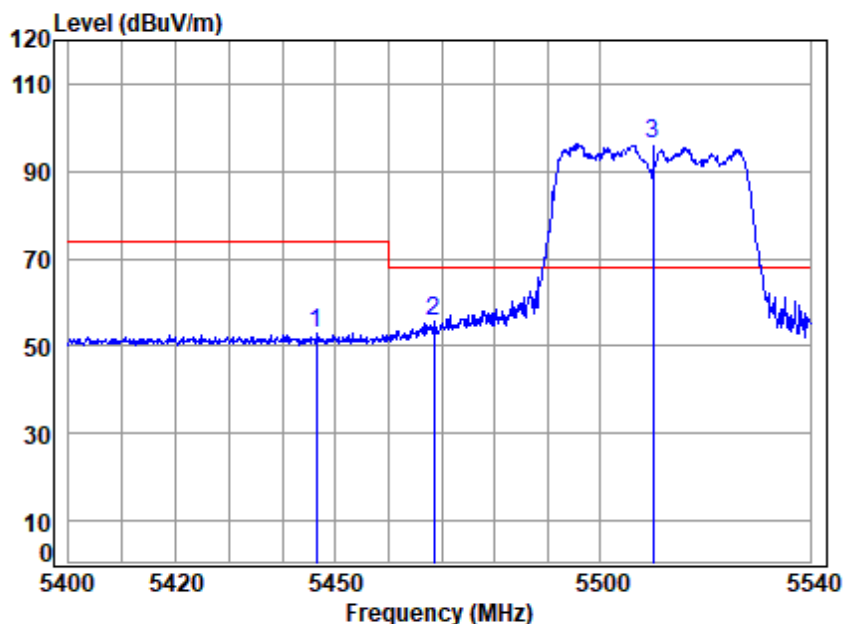
SGS-CSTC Standards Technical Services Co., Ltd. Shenzhen Branch

SZEMC-TRF-01 Rev. A/0 Aug01,2022

Report No.: SZCR230600198905

Page: 217 of 495

Test Mode: 10; Polarity: Vertical; Modulation:802.11ac; Bandwidth:40MHz; Channel:Low



Site : chamber
Condition: 3m VERTICAL
Job No : 01989AT/01990AT
Mode : 5510 Band edge
: 5G WIFI 11AC40

		Cable	Ant	Preamp	Read	Limit	Over	
	Freq	Loss	Factor	Factor	Level	Level	Line	Limit Remark
	MHz	dB	dB/m	dB	dBuV	dBuV/m	dBuV/m	dB
1	5446.362	7.78	34.59	35.01	45.76	53.12	74.00	-20.88 Peak
2	5468.432	7.79	34.60	35.01	48.43	55.81	68.20	-12.39 peak
3 q	5510.000	7.82	34.60	35.01	88.82	96.23	68.20	28.03 Peak



SGS-CSTC Standards Technical Services Co., Ltd.
Shenzhen Branch Inspection & Testing Laboratory

Unless otherwise agreed in writing, this document is issued by the Company subject to its General Conditions of Service printed overleaf, available on request or accessible at <https://www.sgs.com/en/Terms-and-Conditions>. Attention is drawn to the limitation of liability, indemnification and jurisdiction issues defined therein. Any holder of this document is advised that information contained hereon reflects the Company's findings at the time of its intervention only and within the limits of Client's instructions, if any. The Company's sole responsibility is to its Client and this document does not exonerate parties to a transaction from exercising all their rights and obligations under the transaction documents. This document cannot be reproduced except in full, without prior written approval of the Company. Any unauthorized alteration, forgery or falsification of the content or appearance of this document is unlawful and offenders may be prosecuted to the fullest extent of the law. Unless otherwise stated the results shown in this test report refer only to the sample(s) tested and such sample(s) are retained for 30 days only.

Attention: To check the authenticity of testing /inspection report & certificate, please contact us at telephone: (86-755) 8307 1443, or email: CN.Doccheck@sgs.com

No.1 Workshop, M-10, Middle Section, Science & Technology Park, Nanshan District, Shenzhen, Guangdong, China 518057 t (86-755) 26012053 f (86-755) 26710594 www.sgs.com.cn
中国·广东·深圳市南山区科技园中区M-10栋1号厂房 邮编: 518057 t (86-755) 26012053 f (86-755) 26710594 sgs.china@sgs.com

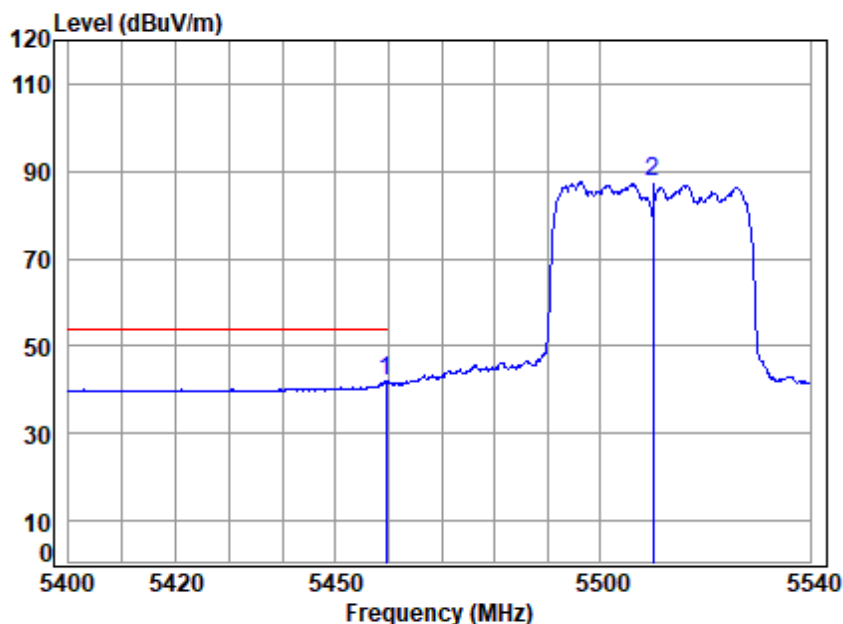
SGS-CSTC Standards Technical Services Co., Ltd. Shenzhen Branch

SZEMC-TRF-01 Rev. A/0 Aug01,2022

Report No.: SZCR230600198905

Page: 218 of 495

Test Mode: 10; Polarity: Vertical; Modulation:802.11ac; Bandwidth:40MHz; Channel:Low



Site : chamber
Condition: 3m VERTICAL
Job No : 01989AT/01990AT
Mode : 5510 Band edge
: 5G WIFI 11AC40

		Cable	Ant	Preamp	Read	Limit	Over	
	Freq	Loss	Factor	Factor	Level	Level	Line	Limit Remark
	MHz	dB	dB/m	dB	dBuV	dBuV/m	dBuV/m	dB
1 q	5459.481	7.79	34.60	35.01	34.52	41.90	54.00	-12.10 Average
2	5510.000	7.82	34.60	35.01	80.02	87.43	-----	----- Average



SGS-CSTC Standards Technical Services Co., Ltd.
Shenzhen Branch Inspection & Testing Laboratory

Unless otherwise agreed in writing, this document is issued by the Company subject to its General Conditions of Service printed overleaf, available on request or accessible at <https://www.sgs.com/en/Terms-and-Conditions>. Attention is drawn to the limitation of liability, indemnification and jurisdiction issues defined therein. Any holder of this document is advised that information contained hereon reflects the Company's findings at the time of its intervention only and within the limits of Client's instructions, if any. The Company's sole responsibility is to its Client and this document does not exonerate parties to a transaction from exercising all their rights and obligations under the transaction documents. This document cannot be reproduced except in full, without prior written approval of the Company. Any unauthorized alteration, forgery or falsification of the content or appearance of this document is unlawful and offenders may be prosecuted to the fullest extent of the law. Unless otherwise stated the results shown in this test report refer only to the sample(s) tested and such sample(s) are retained for 30 days only.

Attention: To check the authenticity of testing /inspection report & certificate, please contact us at telephone: (86-755) 8307 1443, or email: CN.Doccheck@sgs.com

No.1 Workshop, M-10, Middle Section, Science & Technology Park, Nanshan District, Shenzhen, Guangdong, China 518057 t (86-755) 26012053 f (86-755) 26710594 www.sgs.com.cn
中国·广东·深圳市南山区科技园中区M-10栋1号厂房 邮编: 518057 t (86-755) 26012053 f (86-755) 26710594 sgs.china@sgs.com

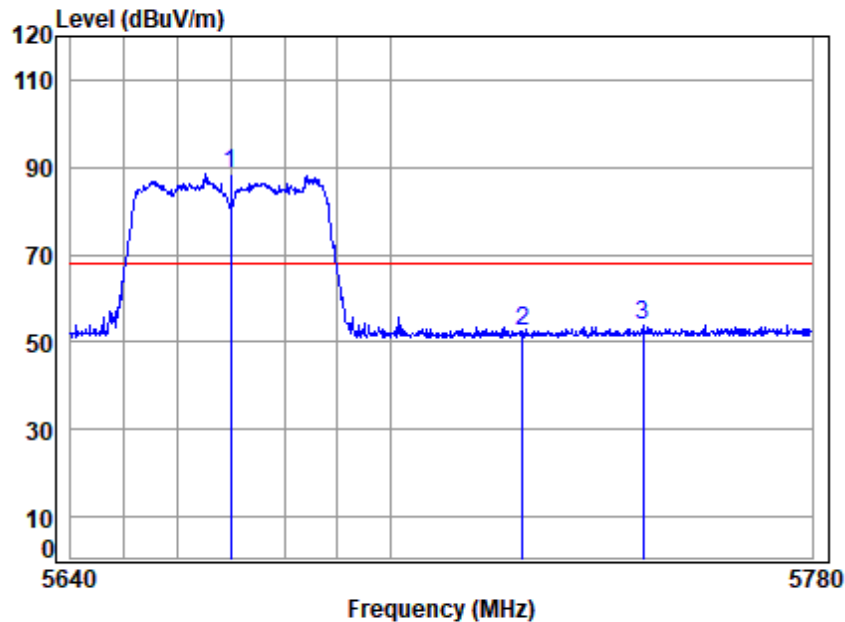
SGS-CSTC Standards Technical Services Co., Ltd. Shenzhen Branch

SZEMC-TRF-01 Rev. A/0 Aug01,2022

Report No.: SZCR230600198905

Page: 219 of 495

Test Mode: 10; Polarity: Horizontal; Modulation:802.11ac; Bandwidth:40MHz; Channel:High



Site : chamber
Condition: 3m HORIZONTAL
Job No : 01989AT/01990AT
Mode : 5670 Band edge
: 5G WIFI 11AC40

		Cable	Ant	Preamp	Read	Limit	Over	
	Freq	Loss	Factor	Factor	Level	Level	Line	Limit Remark
	MHz	dB	dB/m	dB	dBuV	dBuV/m	dBuV/m	dB
1 q	5670.000	7.94	34.50	35.02	81.14	88.56	68.20	20.36 peak
2	5725.000	7.98	34.50	35.02	45.12	52.58	68.20	-15.62 peak
3	5747.777	8.00	34.50	35.03	46.32	53.79	68.20	-14.41 peak



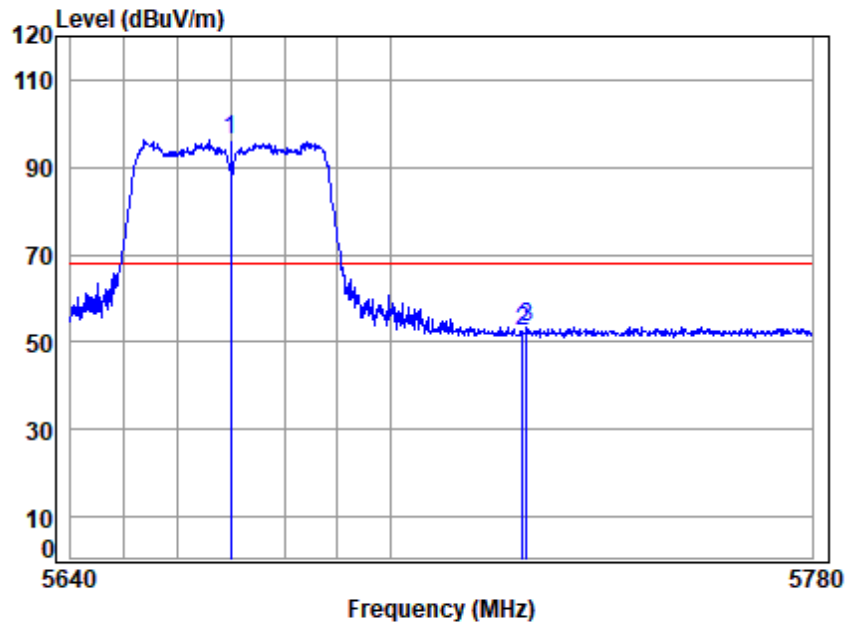
SGS-CSTC Standards Technical Services Co., Ltd.
Shenzhen Branch Inspection & Testing Services Laboratory

Unless otherwise agreed in writing, this document is issued by the Company subject to its General Conditions of Service printed overleaf, available on request or accessible at <https://www.sgs.com/en/Terms-and-Conditions>. Attention is drawn to the limitation of liability, indemnification and jurisdiction issues defined therein. Any holder of this document is advised that information contained hereon reflects the Company's findings at the time of its intervention only and within the limits of Client's instructions, if any. The Company's sole responsibility is to its Client and this document does not exonerate parties to a transaction from exercising all their rights and obligations under the transaction documents. This document cannot be reproduced except in full, without prior written approval of the Company. Any unauthorized alteration, forgery or falsification of the content or appearance of this document is unlawful and offenders may be prosecuted to the fullest extent of the law. Unless otherwise stated the results shown in this test report refer only to the sample(s) tested and such sample(s) are retained for 30 days only.

Attention: To check the authenticity of testing /inspection report & certificate, please contact us at telephone: (86-755) 8307 1443, or email: CN.Doccheck@sgs.com

No.1 Workshop, M-10, Middle Section, Science & Technology Park, Nanshan District, Shenzhen, Guangdong, China 518057 t (86-755) 26012053 f (86-755) 26710594 www.sgs.com.cn
中国·广东·深圳市南山区科技园中区M-10栋1号厂房 邮编: 518057 t (86-755) 26012053 f (86-755) 26710594 sgs.china@sgs.com

Test Mode: 10; Polarity: Vertical; Modulation:802.11ac; Bandwidth:40MHz; Channel:High

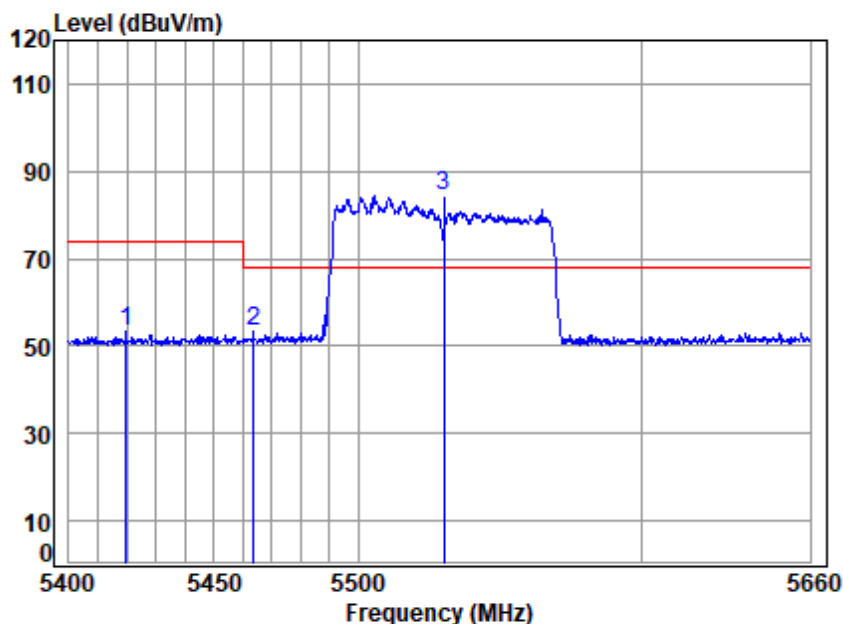


Site : chamber
Condition: 3m VERTICAL
Job No : 01989AT/01990AT
Mode : 5670 Band edge
: 5G WIFI 11AC40

		Cable	Ant	Preamp	Read	Limit	Over	
	Freq	Loss	Factor	Factor	Level	Level	Limit	Remark
	MHz	dB	dB/m	dB	dBuV	dBuV/m	dBuV/m	dB
1 q	5670.000	7.94	34.50	35.02	88.72	96.14	68.20	27.94 Peak
2	5725.000	7.98	34.50	35.02	45.11	52.57	68.20	-15.63 Peak
3	5725.693	7.98	34.50	35.02	46.10	53.56	68.20	-14.64 Peak



Test Mode: 10; Polarity: Horizontal; Modulation:802.11ac; Bandwidth:80MHz; Channel:Low

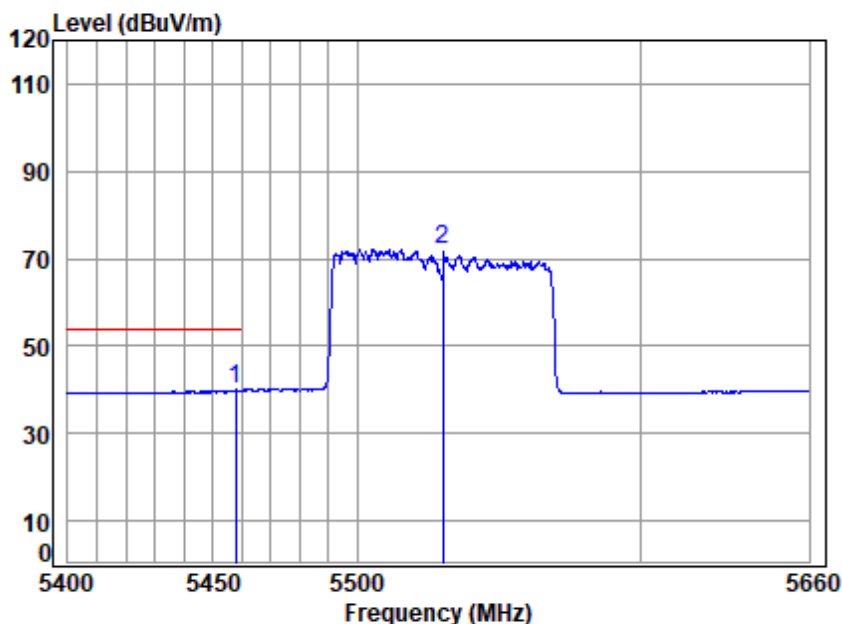


Site : chamber
Condition: 3m HORIZONTAL
Job No : 01989AT/01990AT
Mode : 5530 Band edge
: 5G WIFI 11AC80

		Cable	Ant	Preamp	Read		Limit	Over	
	Freq	Loss	Factor	Factor	Level	Level	Line	Limit	Remark
	MHz	dB	dB/m	dB	dBuV	dBuV/m	dBuV/m	dB	
1	5419.588	7.76	34.54	35.01	45.92	53.21	74.00	-20.79	peak
2	5463.602	7.79	34.60	35.01	45.91	53.29	68.20	-14.91	peak
3 q	5530.000	7.84	34.60	35.01	76.83	84.26	68.20	16.06	peak



Test Mode: 10; Polarity: Horizontal; Modulation:802.11ac; Bandwidth:80MHz; Channel:Low



Site : chamber
Condition: 3m HORIZONTAL
Job No : 01989AT/01990AT
Mode : 5530 Band edge
: 5G WIFI 11AC80

		Cable	Ant	Preamp	Read	Limit	Over	
	Freq	Loss	Factor	Factor	Level	Level	Line	Limit Remark
	MHz	dB	dB/m	dB	dBuV	dBuV/m	dBuV/m	dB
1 q	5457.952	7.79	34.60	35.01	32.61	39.99	54.00	-14.01 Average
2	5530.000	7.84	34.60	35.01	64.78	72.21	-----	----- Average



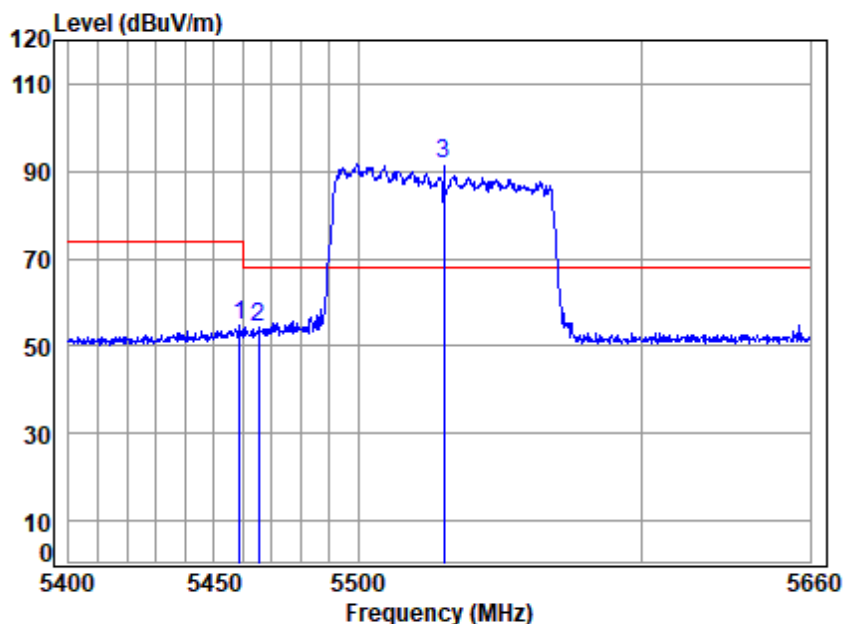
SGS-CSTC Standards Technical Services Co., Ltd. Shenzhen Branch

SZEMC-TRF-01 Rev. A/0 Aug01,2022

Report No.: SZCR230600198905

Page: 223 of 495

Test Mode: 10; Polarity: Vertical; Modulation:802.11ac; Bandwidth:80MHz; Channel:Low



Site : chamber
Condition: 3m VERTICAL
Job No : 01989AT/01990AT
Mode : 5530 Band edge
: 5G WIFI 11AC80

		Cable	Ant	Preamp	Read	Limit	Over	
	Freq	Loss	Factor	Factor	Level	Level	Line	Limit Remark
	MHz	dB	dB/m	dB	dBuV	dBuV/m	dBuV/m	dB
1	5458.722	7.79	34.60	35.01	47.47	54.85	74.00	-19.15 Peak
2	5465.400	7.79	34.60	35.01	47.14	54.52	68.20	-13.68 peak
3 q	5530.000	7.84	34.60	35.01	84.09	91.52	68.20	23.32 Peak



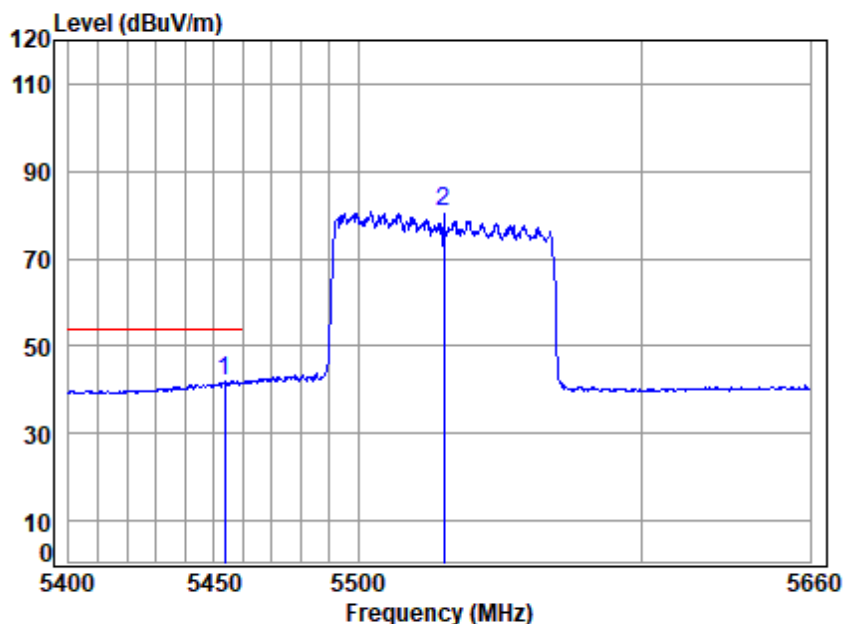
SGS-CSTC Standards Technical Services Co., Ltd.
Shenzhen Branch Testing & Calibration Laboratory

Unless otherwise agreed in writing, this document is issued by the Company subject to its General Conditions of Service printed overleaf, available on request or accessible at <https://www.sgs.com/en/Terms-and-Conditions>. Attention is drawn to the limitation of liability, indemnification and jurisdiction issues defined therein. Any holder of this document is advised that information contained hereon reflects the Company's findings at the time of its intervention only and within the limits of Client's instructions, if any. The Company's sole responsibility is to its Client and this document does not exonerate parties to a transaction from exercising all their rights and obligations under the transaction documents. This document cannot be reproduced except in full, without prior written approval of the Company. Any unauthorized alteration, forgery or falsification of the content or appearance of this document is unlawful and offenders may be prosecuted to the fullest extent of the law. Unless otherwise stated the results shown in this test report refer only to the sample(s) tested and such sample(s) are retained for 30 days only.

Attention: To check the authenticity of testing /inspection report & certificate, please contact us at telephone: (86-755) 8307 1443, or email: CN.Doccheck@sgs.com

No.1 Workshop, M-10, Middle Section, Science & Technology Park, Nanshan District, Shenzhen, Guangdong, China 518057 t (86-755) 26012053 f (86-755) 26710594 www.sgs.com.cn
中国·广东·深圳市南山区科技园中区M-10栋1号厂房 邮编: 518057 t (86-755) 26012053 f (86-755) 26710594 sgs.china@sgs.com

Test Mode: 10; Polarity: Vertical; Modulation:802.11ac; Bandwidth:80MHz; Channel:Low

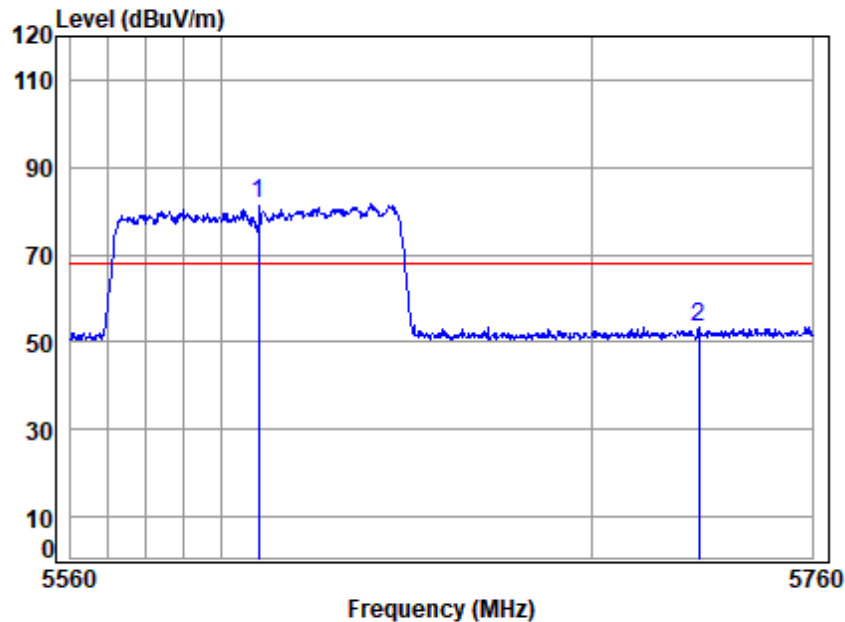


Site : chamber
Condition: 3m VERTICAL
Job No : 01989AT/01990AT
Mode : 5530 Band edge
: 5G WIFI 11AC80

		Cable	Ant	Preamp	Read	Limit	Over	
	Freq	Loss	Factor	Factor	Level	Level	Line	Limit Remark
	MHz	dB	dB/m	dB	dBuV	dBuV/m	dBuV/m	dB
1 q	5453.847	7.78	34.60	35.01	34.54	41.91	54.00	-12.09 Average
2	5530.000	7.84	34.60	35.01	73.14	80.57	-----	----- Average



Test Mode: 10; Polarity: Horizontal; Modulation:802.11ac; Bandwidth:80MHz; Channel:High



Site : chamber
Condition: 3m HORIZONTAL
Job No : 01989AT/01990AT
Mode : 5610 Band edge
: 5G WIFI 11AC80

		Cable	Ant	Preamp	Read	Limit	Over	
Freq	Loss	Factor	Factor	Level	Level	Line	Limit	Remark
MHz	dB	dB/m	dB	dBuV	dBuV/m	dBuV/m	dB	
1 q 5610.000	7.90	34.50	35.02	74.21	81.59	68.20	13.39	peak
2 5729.143	7.98	34.50	35.02	45.77	53.23	68.20	-14.97	peak



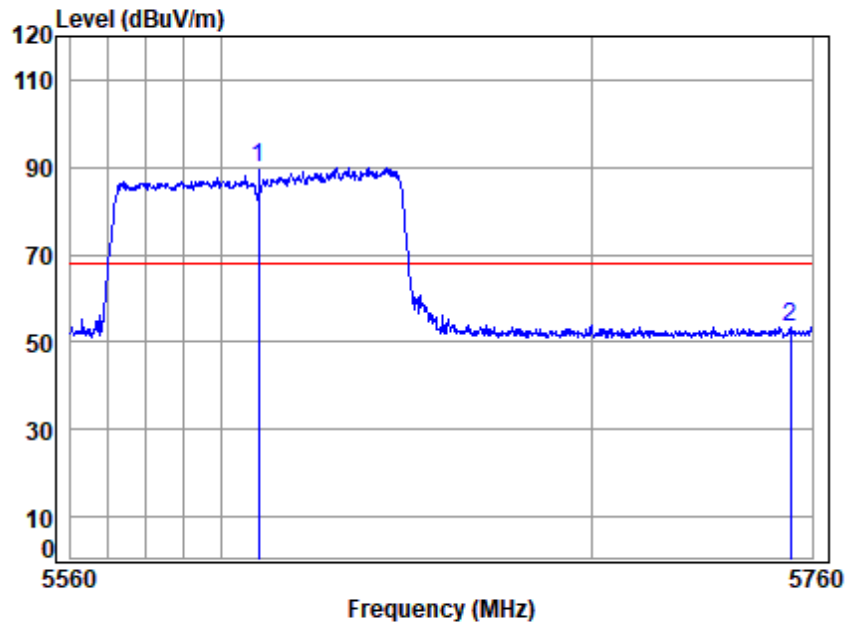
Unless otherwise agreed in writing, this document is issued by the Company subject to its General Conditions of Service printed overleaf, available on request or accessible at <https://www.sgs.com/en/Terms-and-Conditions>. Attention is drawn to the limitation of liability, indemnification and jurisdiction issues defined therein. Any holder of this document is advised that information contained hereon reflects the Company's findings at the time of its intervention only and within the limits of Client's instructions, if any. The Company's sole responsibility is to its Client and this document does not exonerate parties to a transaction from exercising all their rights and obligations under the transaction documents. This document cannot be reproduced except in full, without prior written approval of the Company. Any unauthorized alteration, forgery or falsification of the content or appearance of this document is unlawful and offenders may be prosecuted to the fullest extent of the law. Unless otherwise stated the results shown in this test report refer only to the sample(s) tested and such sample(s) are retained for 30 days only.

Attention: To check the authenticity of testing /inspection report & certificate, please contact us at telephone: (86-755) 8307 1443, or email: CN.Doccheck@sgs.com

SGS-CSTC Standards Technical Services Co., Ltd.
Shenzhen Branch Inspection & Testing Laboratory

No.1 Workshop, M-10, Middle Section, Science & Technology Park, Nanshan District, Shenzhen, Guangdong, China 518057 t (86-755) 26012053 f (86-755) 26710594 www.sgs.com.cn
中国·广东·深圳市南山区科技园中区M-10栋1号厂房 邮编: 518057 t (86-755) 26012053 f (86-755) 26710594 sgs.china@sgs.com

Test Mode: 10; Polarity: Vertical; Modulation:802.11ac; Bandwidth:80MHz; Channel:High

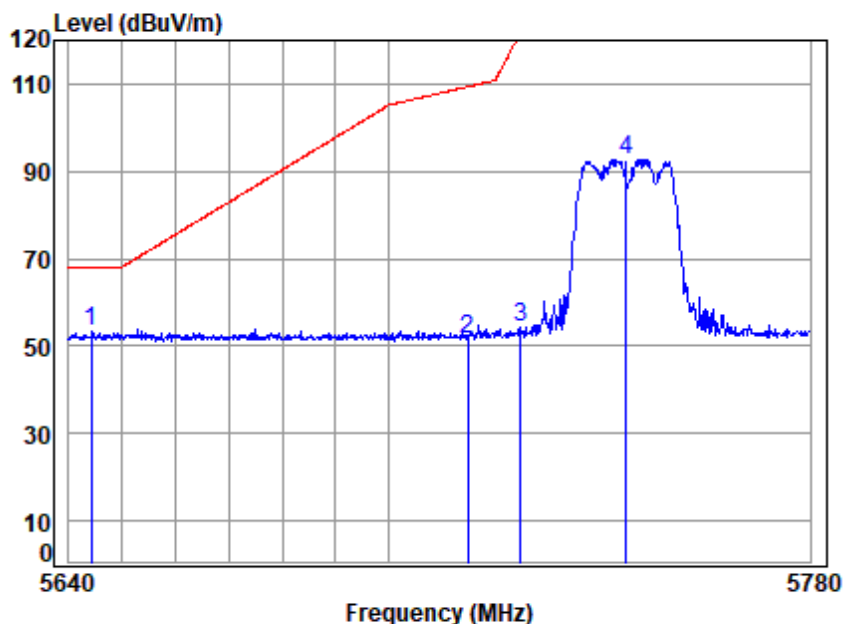


Site : chamber
Condition: 3m VERTICAL
Job No : 01989AT/01990AT
Mode : 5610 Band edge
: 5G WIFI 11AC80

		Cable	Ant	Preamp	Read	Limit	Over	
	Freq	Loss	Factor	Factor	Level	Level	Line	Limit Remark
	MHz	dB	dB/m	dB	dBuV	dBuV/m	dBuV/m	dB
1 q	5610.000	7.90	34.50	35.02	82.63	90.01	68.20	21.81 Peak
2	5754.100	8.00	34.51	35.03	46.11	53.59	68.20	-14.61 Peak



Test Mode: 11; Polarity: Horizontal; Modulation:802.11ac; Bandwidth:20MHz; Channel:Low

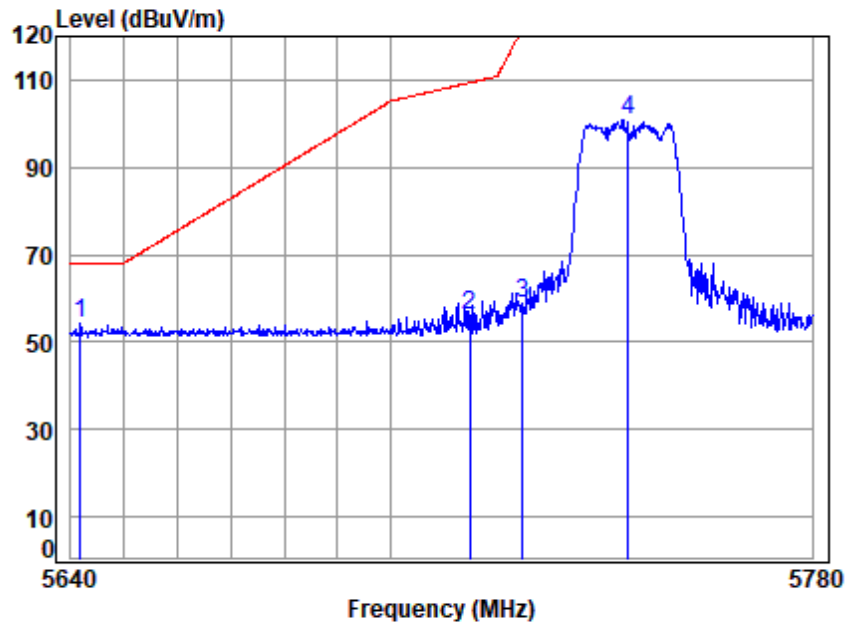


Site : chamber
Condition: 3m HORIZONTAL
Job No : 01989AT/01990AT
Mode : 5745 Band edge
: 5G WIFI 11AC20

		Cable	Ant	Preamp	Read	Limit	Over	
	Freq	Loss	Factor	Factor	Level	Level	Line	Limit Remark
	MHz	dB	dB/m	dB	dBuV	dBuV/m	dBuV/m	dB
1 q	5644.289	7.92	34.50	35.02	45.82	53.22	68.20	-14.98 peak
2	5715.000	7.97	34.50	35.02	44.29	51.74	109.40	-57.66 peak
3	5725.000	7.98	34.50	35.02	46.89	54.35	122.20	-67.85 peak
4	5745.000	7.99	34.50	35.03	85.27	92.73	-----	----- peak



Test Mode: 11; Polarity: Vertical; Modulation:802.11ac; Bandwidth:20MHz; Channel:Low



Site : chamber
Condition: 3m VERTICAL
Job No : 01989AT/01990AT
Mode : 5745 Band edge
: 5G WIFI 11AC20

		Cable	Ant	Preamp	Read	Limit	Over	
	Freq	Loss	Factor	Factor	Level	Level	Line	Limit Remark
	MHz	dB	dB/m	dB	dBuV	dBuV/m	dBuV/m	dB
1 q	5641.798	7.92	34.50	35.02	46.77	54.17	68.20	-14.03 peak
2	5715.000	7.97	34.50	35.02	48.68	56.13	109.40	-53.27 peak
3	5725.000	7.98	34.50	35.02	51.45	58.91	122.20	-63.29 peak
4	5745.000	7.99	34.50	35.03	93.41	100.87	-----	----- peak



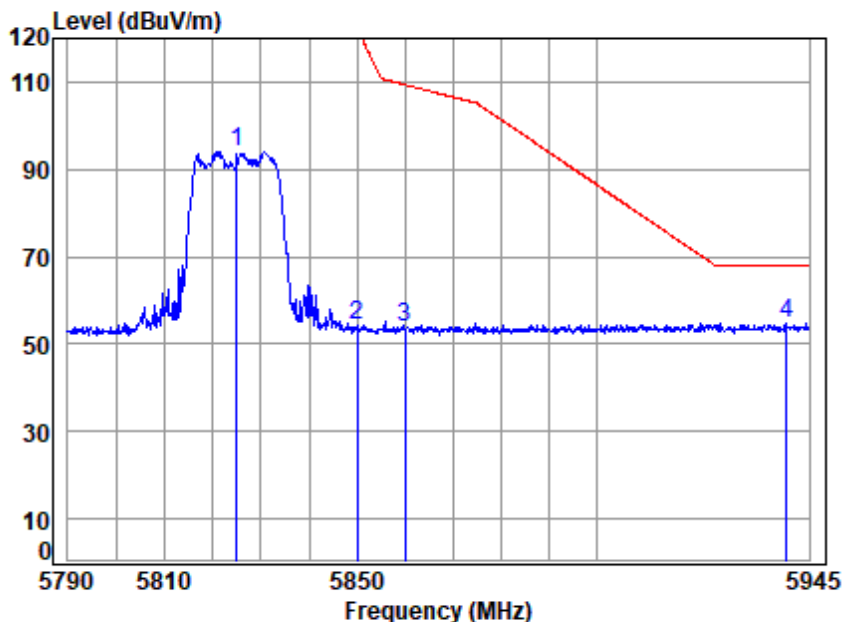
SGS-CSTC Standards Technical Services Co., Ltd. Shenzhen Branch

SZEMC-TRF-01 Rev. A/0 Aug01,2022

Report No.: SZCR230600198905

Page: 229 of 495

Test Mode: 11; Polarity: Horizontal; Modulation:802.11ac; Bandwidth:20MHz; Channel:High



Site : chamber
Condition: 3m HORIZONTAL
Job No : 01989AT/01990AT
Mode : 5825 Band edge
: 5G WIFI 11AC20

	Freq	Cable Loss	Ant Factor	Preamp Factor	Read Level	Level	Limit	Over	Remark
	MHz	dB	dB/m	dB	dBuV	dBuV/m	dBuV/m	dB	
1	5825.000	8.05	34.65	35.03	86.52	94.19	-----	-----	peak
2	5850.000	8.07	34.70	35.03	46.76	54.50	122.20	-67.70	peak
3	5860.000	8.07	34.72	35.03	46.01	53.77	109.40	-55.63	peak
4 q	5940.290	8.13	34.88	35.04	46.83	54.80	68.20	-13.40	peak



SGS-CSTC Standards Technical Services Co., Ltd.
Shenzhen Branch Inspection & Testing Laboratory

Unless otherwise agreed in writing, this document is issued by the Company subject to its General Conditions of Service printed overleaf, available on request or accessible at <https://www.sgs.com/en/Terms-and-Conditions>. Attention is drawn to the limitation of liability, indemnification and jurisdiction issues defined therein. Any holder of this document is advised that information contained hereon reflects the Company's findings at the time of its intervention only and within the limits of Client's instructions, if any. The Company's sole responsibility is to its Client and this document does not exonerate parties to a transaction from exercising all their rights and obligations under the transaction documents. This document cannot be reproduced except in full, without prior written approval of the Company. Any unauthorized alteration, forgery or falsification of the content or appearance of this document is unlawful and offenders may be prosecuted to the fullest extent of the law. Unless otherwise stated the results shown in this test report refer only to the sample(s) tested and such sample(s) are retained for 30 days only.

Attention: To check the authenticity of testing /inspection report & certificate, please contact us at telephone: (86-755) 8307 1443, or email: CN.Doccheck@sgs.com

No.1 Workshop, M-10, Middle Section, Science & Technology Park, Nanshan District, Shenzhen, Guangdong, China 518057 t (86-755) 26012053 f (86-755) 26710594 www.sgs.com.cn
中国·广东·深圳市南山区科技园中区M-10栋1号厂房 邮编: 518057 t (86-755) 26012053 f (86-755) 26710594 sgs.china@sgs.com

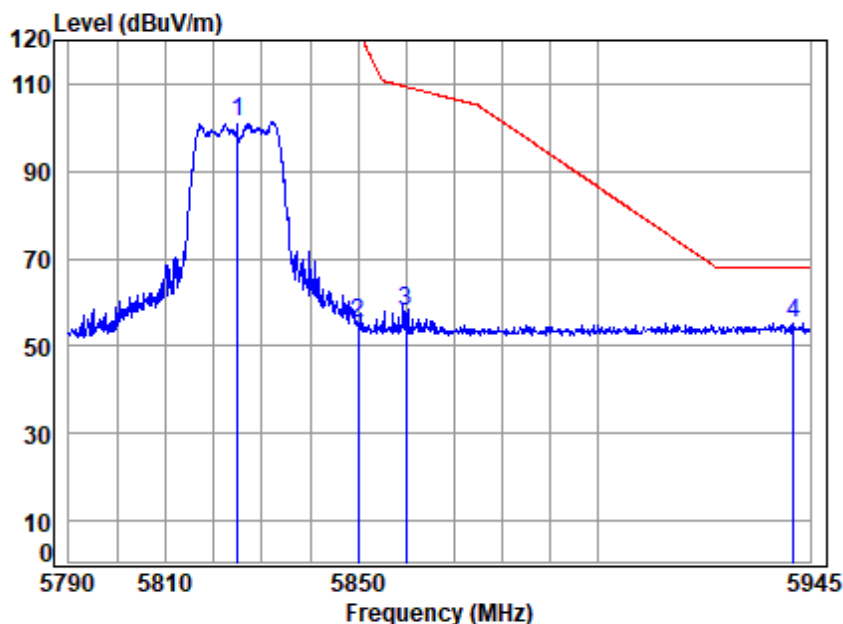
SGS-CSTC Standards Technical Services Co., Ltd. Shenzhen Branch

SZEMC-TRF-01 Rev. A/0 Aug01,2022

Report No.: SZCR230600198905

Page: 230 of 495

Test Mode: 11; Polarity: Vertical; Modulation:802.11ac; Bandwidth:20MHz; Channel:High



Site : chamber
Condition: 3m VERTICAL
Job No : 01989AT/01990AT
Mode : 5825 Band edge
: 5G WIFI 11AC20

		Cable	Ant	Preamp	Read	Limit	Over	
	Freq	Loss	Factor	Factor	Level	Level	Line	Limit Remark
	MHz	dB	dB/m	dB	dBuV	dBuV/m	dBuV/m	dB
1	5825.000	8.05	34.65	35.03	93.50	101.17	-----	----- peak
2	5850.000	8.07	34.70	35.03	47.58	55.32	122.20	-66.88 peak
3	5860.000	8.07	34.72	35.03	50.05	57.81	109.40	-51.59 peak
4 q	5941.546	8.13	34.88	35.04	47.10	55.07	68.20	-13.13 peak



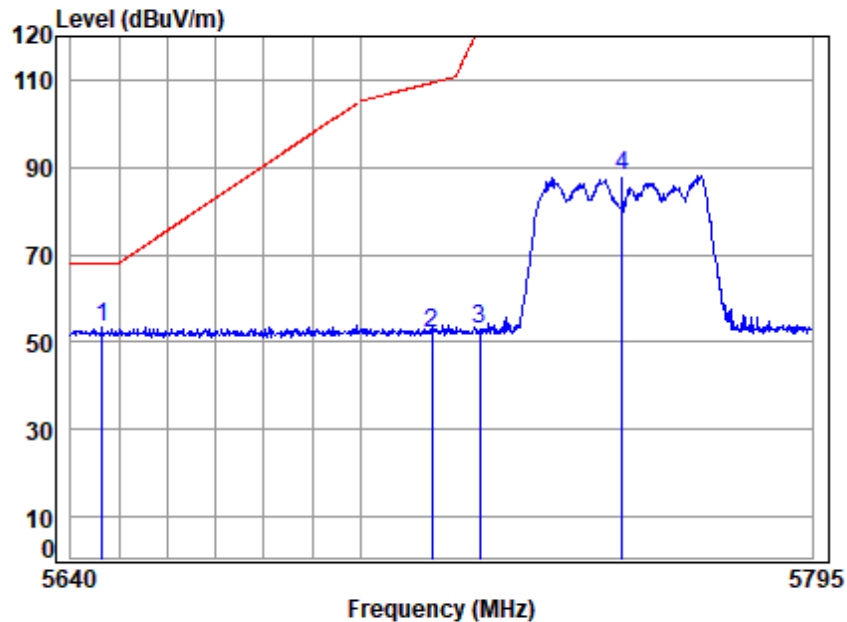
SGS-CSTC Standards Technical Services Co., Ltd.
Shenzhen Branch Inspection & Testing Laboratory

Unless otherwise agreed in writing, this document is issued by the Company subject to its General Conditions of Service printed overleaf, available on request or accessible at <https://www.sgs.com/en/Terms-and-Conditions>. Attention is drawn to the limitation of liability, indemnification and jurisdiction issues defined therein. Any holder of this document is advised that information contained hereon reflects the Company's findings at the time of its intervention only and within the limits of Client's instructions, if any. The Company's sole responsibility is to its Client and this document does not exonerate parties to a transaction from exercising all their rights and obligations under the transaction documents. This document cannot be reproduced except in full, without prior written approval of the Company. Any unauthorized alteration, forgery or falsification of the content or appearance of this document is unlawful and offenders may be prosecuted to the fullest extent of the law. Unless otherwise stated the results shown in this test report refer only to the sample(s) tested and such sample(s) are retained for 30 days only.

Attention: To check the authenticity of testing /inspection report & certificate, please contact us at telephone: (86-755) 8307 1443, or email: CN.Doccheck@sgs.com

No.1 Workshop, M-10, Middle Section, Science & Technology Park, Nanshan District, Shenzhen, Guangdong, China 518057 t (86-755) 26012053 f (86-755) 26710594 www.sgs.com.cn
中国·广东·深圳市南山区科技园中区M-10栋1号厂房 邮编: 518057 t (86-755) 26012053 f (86-755) 26710594 sgs.china@sgs.com

Test Mode: 11; Polarity: Horizontal; Modulation:802.11ac; Bandwidth:40MHz; Channel:Low

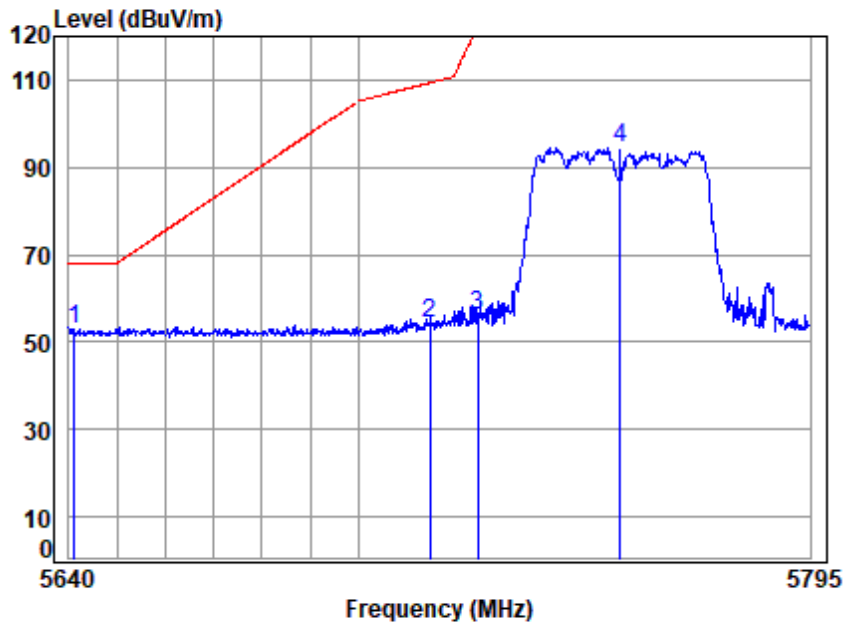


Site : chamber
Condition: 3m HORIZONTAL
Job No : 01989AT/01990AT
Mode : 5755 Band edge
: 5G WIFI 11AC40

		Cable	Ant	Preamp	Read	Limit	Over	
	Freq	Loss	Factor	Factor	Level	Level	Line	Limit Remark
	MHz	dB	dB/m	dB	dBuV	dBuV/m	dBuV/m	dB
1 q	5646.579	7.92	34.50	35.02	45.81	53.21	68.20	-14.99 peak
2	5715.000	7.97	34.50	35.02	44.76	52.21	109.40	-57.19 peak
3	5725.000	7.98	34.50	35.02	45.27	52.73	122.20	-69.47 peak
4	5755.000	8.00	34.51	35.03	80.59	88.07	-----	----- peak



Test Mode: 11; Polarity: Vertical; Modulation:802.11ac; Bandwidth:40MHz; Channel:Low

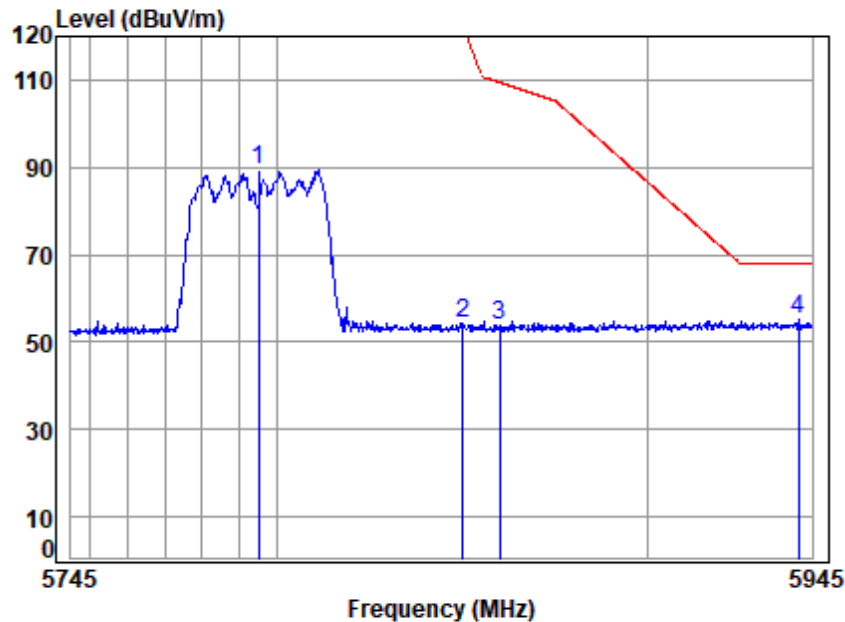


Site : chamber
Condition: 3m VERTICAL
Job No : 01989AT/01990AT
Mode : 5755 Band edge
: 5G WIFI 11AC40

		Cable	Ant	Preamp	Read	Limit	Over	
	Freq	Loss	Factor	Factor	Level	Level	Line	Limit Remark
	MHz	dB	dB/m	dB	dBuV	dBuV/m	dBuV/m	dB
1 q	5641.224	7.92	34.50	35.02	45.72	53.12	68.20	-15.08 peak
2	5715.000	7.97	34.50	35.02	46.70	54.15	109.40	-55.25 peak
3	5725.000	7.98	34.50	35.02	48.62	56.08	122.20	-66.12 peak
4	5755.000	8.00	34.51	35.03	87.11	94.59	-----	----- peak



Test Mode: 11; Polarity: Horizontal; Modulation:802.11ac; Bandwidth:40MHz; Channel:High

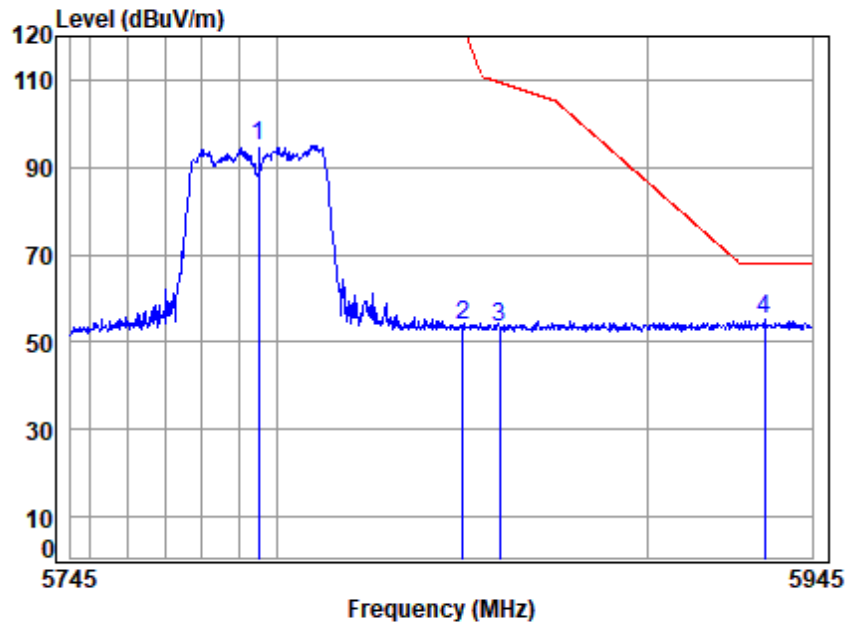


Site : chamber
Condition: 3m HORIZONTAL
Job No : 01989AT/01990AT
Mode : 5795 Band edge
: 5G WIFI 11AC40

		Cable	Ant	Preamp	Read	Limit	Over	
Freq		Loss	Factor	Factor	Level	Level	Line	Limit Remark
MHz		dB	dB/m	dB	dBuV	dBuV/m	dBuV/m	dB
1	5795.000	8.03	34.59	35.03	81.89	89.48	-----	----- peak
2	5850.000	8.07	34.70	35.03	46.41	54.15	122.20	-68.05 peak
3	5860.000	8.07	34.72	35.03	46.25	54.01	109.40	-55.39 peak
4 q	5941.339	8.13	34.88	35.04	47.10	55.07	68.20	-13.13 peak



Test Mode: 11; Polarity: Vertical; Modulation:802.11ac; Bandwidth:40MHz; Channel:High

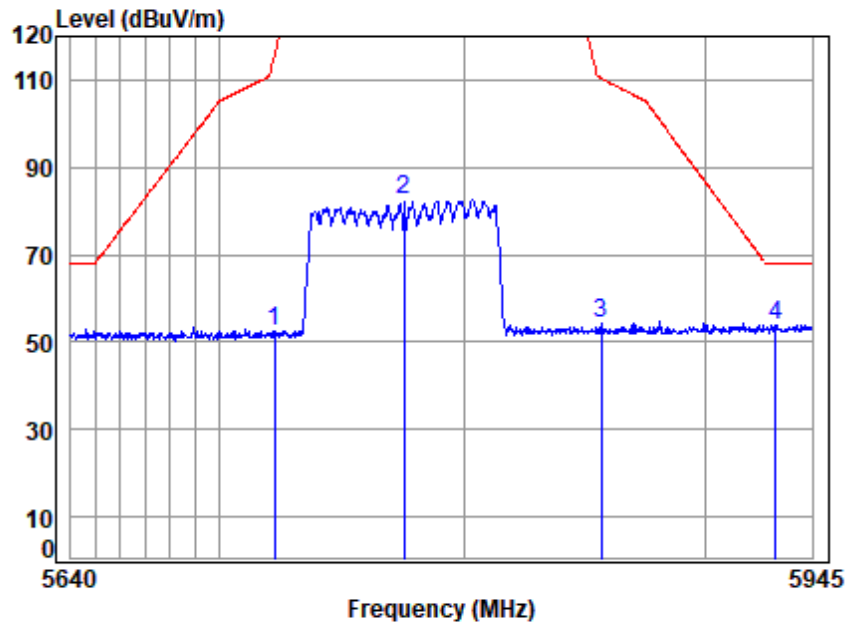


Site : chamber
Condition: 3m VERTICAL
Job No : 01989AT/01990AT
Mode : 5795 Band edge
: 5G WIFI 11AC40

		Cable	Ant	Preamp	Read	Limit	Over	
	Freq	Loss	Factor	Factor	Level	Level	Line	Limit Remark
	MHz	dB	dB/m	dB	dBuV	dBuV/m	dBuV/m	dB
1	5795.000	8.03	34.59	35.03	87.54	95.13	-----	----- peak
2	5850.000	8.07	34.70	35.03	46.11	53.85	122.20	-68.35 peak
3	5860.000	8.07	34.72	35.03	45.50	53.26	109.40	-56.14 peak
4 q	5931.994	8.12	34.86	35.04	47.27	55.21	68.20	-12.99 peak



Test Mode: 11; Polarity: Horizontal; Modulation:802.11ac; Bandwidth:80MHz; Channel:middle

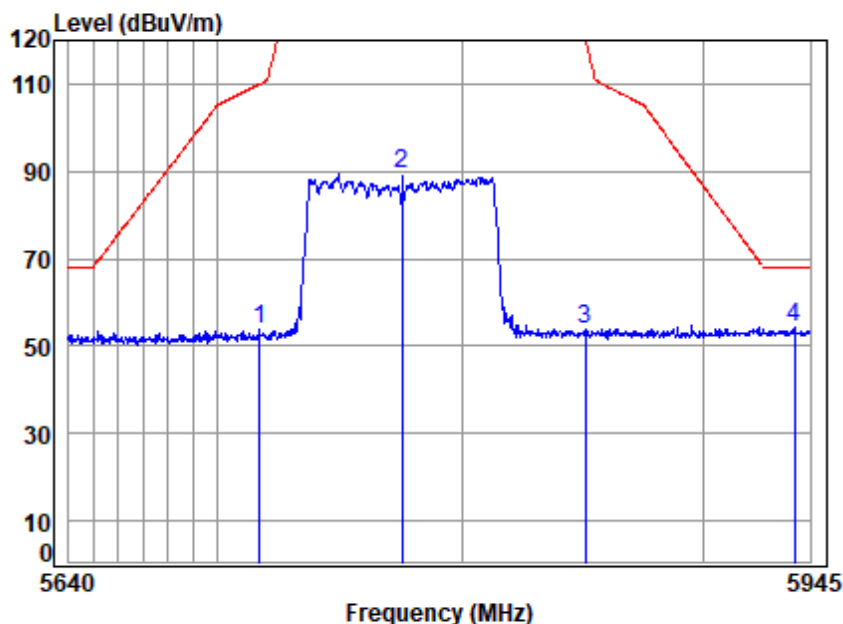


Site : chamber
Condition: 3m HORIZONTAL
Job No : 01989AT/01990AT
Mode : 5775 Band edge
: 5G WIFI 11AC80

		Cable	Ant	Preamp	Read	Limit	Over	
	Freq	Loss	Factor	Factor	Level	Level	Line	Limit Remark
	MHz	dB	dB/m	dB	dBuV	dBuV/m	dBuV/m	dB
1	5722.280	7.98	34.50	35.02	45.12	52.58	116.00	-63.42 peak
2	5775.000	8.01	34.55	35.03	75.10	82.63	-----	----- peak
3	5856.432	8.07	34.71	35.03	46.66	54.41	110.40	-55.99 peak
4 q	5929.678	8.12	34.86	35.04	46.08	54.02	68.20	-14.18 peak



Test Mode: 11; Polarity: Vertical; Modulation:802.11ac; Bandwidth:80MHz; Channel:middle



Site : chamber
Condition: 3m VERTICAL
Job No : 01989AT/01990AT
Mode : 5775 Band edge
: 5G WIFI 11AC80

		Cable	Ant	Preamp	Read	Limit	Over	
	Freq	Loss	Factor	Factor	Level	Level	Line	Limit Remark
	MHz	dB	dB/m	dB	dBuV	dBuV/m	dBuV/m	dB
1	5716.858	7.97	34.50	35.02	46.30	53.75	109.92	-56.17 peak
2	5775.000	8.01	34.55	35.03	81.85	89.38	-----	----- peak
3	5850.883	8.07	34.70	35.03	46.22	53.96	120.19	-66.23 peak
4 q	5938.429	8.13	34.88	35.04	46.22	54.19	68.20	-14.01 peak



Unless otherwise agreed in writing, this document is issued by the Company subject to its General Conditions of Service printed overleaf, available on request or accessible at <https://www.sgs.com/en/Terms-and-Conditions>. Attention is drawn to the limitation of liability, indemnification and jurisdiction issues defined therein. Any holder of this document is advised that information contained hereon reflects the Company's findings at the time of its intervention only and within the limits of Client's instructions, if any. The Company's sole responsibility is to its Client and this document does not exonerate parties to a transaction from exercising all their rights and obligations under the transaction documents. This document cannot be reproduced except in full, without prior written approval of the Company. Any unauthorized alteration, forgery or falsification of the content or appearance of this document is unlawful and offenders may be prosecuted to the fullest extent of the law. Unless otherwise stated the results shown in this test report refer only to the sample(s) tested and such sample(s) are retained for 30 days only.

Attention: To check the authenticity of testing /inspection report & certificate, please contact us at telephone: (86-755) 8307 1443, or email: CN.Doccheck@sgs.com

SGS-CSTC Standards Technical Services Co., Ltd.
Shenzhen Branch Testing & Calibration Laboratory

No.1 Workshop, M-10, Middle Section, Science & Technology Park, Nanshan District, Shenzhen, Guangdong, China 518057 t (86-755) 26012053 f (86-755) 26710594 www.sgs.com.cn
中国·广东·深圳市南山区科技园中区M-10栋1号厂房 邮编: 518057 t (86-755) 26012053 f (86-755) 26710594 sgs.china@sgs.com

7.10 Frequency Stability

Test Requirement 47 CFR Part 15, Subpart E 15.407 (g)

Test Method: ANSI C63.10 (2013) Section 6.8

7.10.1 E.U.T. Operation

Operating Environment:

Temperature: 25.2 °C Humidity: 52.4 % RH Atmospheric Pressure: 1000 mbar

7.10.2 Test Mode Description

Pre-scan / Final test	Mode Code	Description
Final test	08	TX mode (U-NII-1 for module:NXP88W8997)_Keep the EUT in continuously transmitting mode with all modulation types. All data rates for each modulation type have been tested and found the data rate @ 6Mbps is the worst case of IEEE 802.11a; data rate @ MCS0 is the worst case of IEEE 802.11n(HT20); data rate @ MCS0 is the worst case of IEEE 802.11n(HT40); data rate @ MCS0 is the worst case of IEEE 802.11ac(VHT20); data rate @ MCS0 is the worst case of IEEE 802.11ac(VHT40); data rate @ MCS0 is the worst case of IEEE 802.11ac(VHT80), final test modes are considering the modulation and worse data rates. Only the data of worst case is recorded in the report.
Final test	09	TX mode (U-NII-2A for module:NXP88W8997) _Keep the EUT in continuously transmitting mode with all modulation types. All data rates for each modulation type have been tested and found the data rate @ 6Mbps is the worst case of IEEE 802.11a; data rate @ MCS0 is the worst case of IEEE 802.11n(HT20); data rate @ MCS0 is the worst case of IEEE 802.11n(HT40); data rate @ MCS0 is the worst case of IEEE 802.11ac(VHT20); data rate @ MCS0 is the worst case of IEEE 802.11ac(VHT40); data rate @ MCS0 is the worst case of IEEE 802.11ac(VHT80), final test modes are considering the modulation and worse data rates. Only the data of worst case is recorded in the report.
Final test	10	TX mode (U-NII-2C for module:NXP88W8997) _Keep the EUT in continuously transmitting mode with all modulation types. All data rates for each modulation type have been tested and found the data rate @ 6Mbps is the worst case of IEEE 802.11a; data rate @ MCS0 is the worst case of IEEE 802.11n(HT20); data rate @ MCS0 is the worst case of IEEE 802.11n(HT40); data rate @ MCS0 is the worst case of IEEE 802.11ac(VHT20); data rate @ MCS0 is the worst case of IEEE 802.11ac(VHT40); data rate @ MCS0 is the worst case of IEEE 802.11ac(VHT80), final test modes are considering the modulation and worse data rates. Only the data of worst case is recorded in the report.
Final test	11	TX mode (U-NII-3 for module:NXP88W8997) _Keep the EUT in continuously transmitting mode with all modulation types. All data rates for each modulation type have been tested and found the data rate @ 6Mbps is the worst case of IEEE 802.11a; data rate @ MCS0 is the worst case of IEEE 802.11n(HT20); data rate @ MCS0 is the worst case of IEEE 802.11n(HT40); data rate @ MCS0 is the worst case of IEEE 802.11ac(VHT20); data rate @ MCS0 is the worst case of IEEE 802.11ac(VHT40); data rate @ MCS0 is the worst case of IEEE 802.11ac(VHT80), final test modes are considering the modulation and worse data rates. Only the data

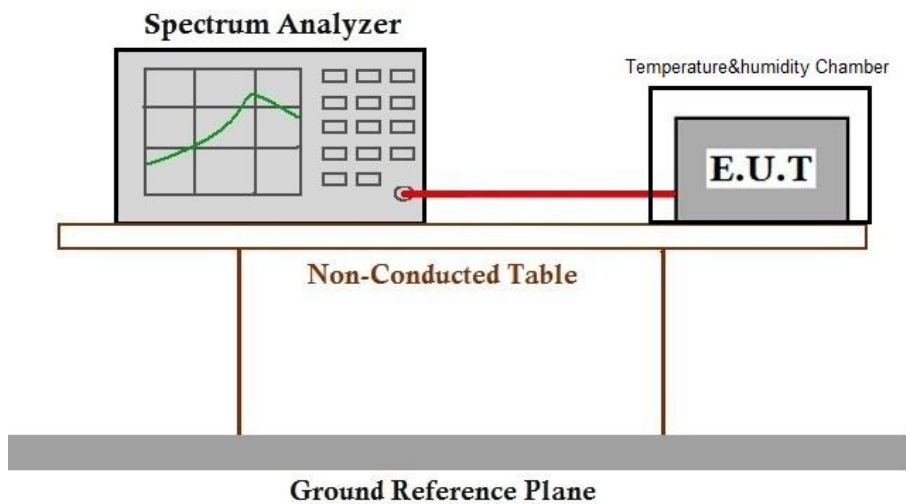


Unless otherwise agreed in writing, this document is issued by the Company subject to its General Conditions of Service printed overleaf, available on request or accessible at <https://www.sgs.com/en/Terms-and-Conditions>. Attention is drawn to the limitation of liability, indemnification and jurisdiction issues defined therein. Any holder of this document is advised that information contained hereon reflects the Company's findings at the time of its intervention only and within the limits of Client's instructions, if any. The Company's sole responsibility is to its Client and this document does not exonerate parties to a transaction from exercising all their rights and obligations under the transaction documents. This document cannot be reproduced except in full, without prior written approval of the Company. Any unauthorized alteration, forgery or falsification of the content or appearance of this document is unlawful and offenders may be prosecuted to the fullest extent of the law. Unless otherwise stated the results shown in this test report refer only to the sample(s) tested and such sample(s) are retained for 30 days only.

Attention: To check the authenticity of testing /inspection report & certificate, please contact us at telephone: (86-755) 8307 1443, or email: CN.Doccheck@sgs.com

		of worst case is recorded in the report.
Final test	12	TX mode (U-NII-1 for module:SKIWB800DS2.1) _Keep the EUT in continuously transmitting mode with all modulation types and being charged. All data rates for each modulation type have been tested and found the data rate @ 6Mbps is the worst case of IEEE 802.11a; data rate @ MCS0 is the worst case of IEEE 802.11n(HT20); data rate @ MCS0 is the worst case of IEEE 802.11n(HT40); data rate @ MCS0 is the worst case of IEEE 802.11ac(VHT20); data rate @ MCS0 is the worst case of IEEE 802.11ac(VHT40); data rate @ MCS0 is the worst case of IEEE 802.11ax(HEW20); data rate @ MCS0 is the worst case of IEEE 802.11ax(HEW40); final test modes are considering the modulation and worse data rates. Only the data of worst case is recorded in the report.

7.10.3 Test Setup Diagram



7.10.4 Measurement Procedure and Data

Please Refer to Appendix for Details



7.11 Minimum 6 dB bandwidth (5.725-5.85 GHz band)

Test Requirement 47 CFR Part 15, Subpart E 15.407 (e)

Test Method: KDB 789033 D02 II C 2

Limit:

Frequency band(MHz)	Limit
5725-5850	≥500 kHz

7.11.1 E.U.T. Operation

Operating Environment:

Temperature: 26.7 °C

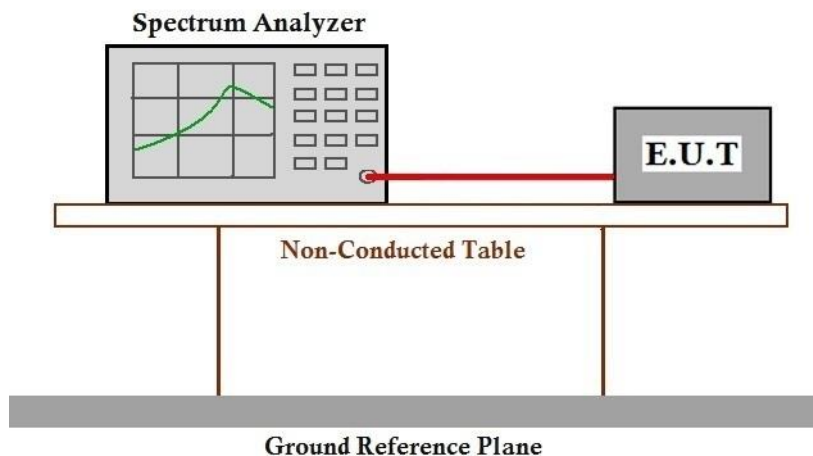
Humidity: 47.5 % RH

Atmospheric Pressure: 1015 mbar

7.11.2 Test Mode Description

Pre-scan / Final test	Mode Code	Description
Final test	11	TX mode (U-NII-3 for module:NXP88W8997) _Keep the EUT in continuously transmitting mode with all modulation types. All data rates for each modulation type have been tested and found the data rate @ 6Mbps is the worst case of IEEE 802.11a; data rate @ MCS0 is the worst case of IEEE 802.11n(HT20); data rate @ MCS0 is the worst case of IEEE 802.11n(HT40); data rate @ MCS0 is the worst case of IEEE 802.11ac(VHT20); data rate @ MCS0 is the worst case of IEEE 802.11ac(VHT40); data rate @ MCS0 is the worst case of IEEE 802.11ac(VHT80), final test modes are considering the modulation and worse data rates. Only the data of worst case is recorded in the report.

7.11.3 Test Setup Diagram



7.11.4 Measurement Procedure and Data

Please Refer to Appendix for Details

7.12 Channel Move Time

Test Requirement KDB 905462 D02 Section 5.1
Test Method: KDB 905462 D02 Section 7.8.3

Limit:

Test item	Limit	Applicability	
		Master Device or client with Radar Detection	Client without Radar Detection
Non-occupancy period	Minimum 30 minutes	Yes	Not required
Channel Availability Check Time	60 seconds	Yes	Not required
Channel Move Time	10 seconds See Note 1.	Yes	Yes
Channel Closing Transmission Time	200 milliseconds + an aggregate of 60 milliseconds over remaining 10 second period. See Notes 1 and 2.	Yes	Yes
U-NII Detection Bandwidth	Minimum 100% of the U-NII 99% transmission power bandwidth. See Note 3.	Yes	Not required

Note 1: Channel Move Time and the Channel Closing Transmission Time should be performed with Radar Type 0. The measurement timing begins at the end of the Radar Type 0 burst.

Note 2: The Channel Closing Transmission Time is comprised of 200 milliseconds starting at the beginning of the Channel Move Time plus any additional intermittent control signals required to facilitate a Channel move (an aggregate of 60 milliseconds) during the remainder of the 10 second period. The aggregate duration of control signals will not count quiet periods in between transmissions.

Note 3: During the U-NII Detection Bandwidth detection test, radar type 0 should be used. For each frequency step the minimum percentage of detection is 90 percent. Measurements are performed with no data traffic.

7.12.1 E.U.T. Operation

Operating Environment:

Temperature: 23.2 °C

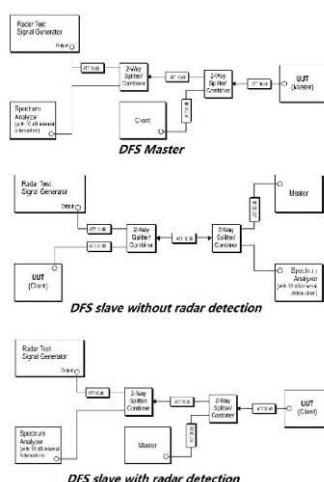
Humidity: 60.7 % RH

Atmospheric Pressure: 1015 mbar

7.12.2 Test Mode Description

Pre-scan / Final test	Mode Code	Description
Final test	09	Normal operating_Keep the EUT communication with the companion device.

7.12.3 Test Setup Diagram



Unless otherwise agreed in writing, this document is issued by the Company subject to its General Conditions of Service printed overleaf, available on request or accessible at <https://www.sgs.com/en/Terms-and-Conditions>. Attention is drawn to the limitation of liability, indemnification and jurisdiction issues defined therein. Any holder of this document is advised that information contained hereon reflects the Company's findings at the time of its intervention only and within the limits of Client's instructions, if any. The Company's sole responsibility is to its Client and this document does not exonerate parties to a transaction from exercising all their rights and obligations under the transaction documents. This document cannot be reproduced except in full, without prior written approval of the Company. Any unauthorized alteration, forgery or falsification of the content or appearance of this document is unlawful and offenders may be prosecuted to the fullest extent of the law. Unless otherwise stated the results shown in this test report refer only to the sample(s) tested and such sample(s) are retained for 30 days only.

Attention: To check the authenticity of testing / inspection report & certificate, please contact us at telephone: (86-755) 8307 1443, or email: CN.Doccheck@sgs.com

7.12.4 Measurement Procedure and Data

- 1) The radar pulse generator is setup to provide a pulse at frequency that the master and client are operating. A type 0 radar pulse with a 1us pulse width and a 1428us PRI is used for the testing.
- 2) The vector signal generator is adjusted to provide the radar burst (18 pulses) at the level of approximately -61dBm at the antenna port of the master device.
- 3) A trigger is provided from the pulse generator to the DFS monitoring system in order to capture the traffic and the occurrence of the radar pulse.
- 4) EUT will associate with the master at channel. The file "iperf.exe" specified by the FCC is streamed from the PC 2 through the master and the client device to the PC 1 and played in full motion video using Media Player Classic Ver. 6.4.8.6 in order to properly load the network for the entire period of the test.
- 5) When radar burst with a level equal to the DFS Detection Threshold +1dB is generated on the operating channel of the U-NII device. At time T0 the radar waveform generator sends a burst of pulse of the radar waveform at Detection Threshold +1dB.
- 6) Observe the transmissions of the EUT at the end of the radar Burst on the Operating Channel. Measure and record the transmissions from the UUT during the observation time (Channel Move Time). One 15 seconds plot is reported for the Short Pulse Radar Type 0. The plot for the Short Pulse Radar Types start at the end of the radar burst. The Channel Move Time will be calculated based on the zoom in 600ms plot of the Short Pulse Radar Type.
- 7) Measurement of the aggregate duration of the Channel Closed Transmission Time method. With the spectrum analyzer set to zero span tuned to the center frequency of the EUT operating channel at the radar simulated frequency, peak detection, and max hold, the dwell time per bin is given by: $Dwell (0.3ms) = S (12000ms) / B (4000)$; where Dwell is the dwell time per spectrum analyzer sampling bin, S is sweep time and B is the number of spectrum analyzer sampling bins. An upper bound of the aggregate duration of the intermittent control signals of Channel Closing Transmission Time is calculated by: $C (ms) = N \times Dwell (0.3ms)$; where C is the Closing Time, N is the number of spectrum analyzer sampling bins (intermittent control signals) showing a U-NII transmission and Dwell is the dwell time per bin.
- 8) Measurement the EUT for more than 30 minutes following the channel move time to verify that no transmission or beacons occur on this channel.

Please Refer to Appendix for Details

7.13 Channel Closing Transmission Time

Test Requirement KDB 905462 D02 Section 5.1

Test Method: KDB 905462 D02 Section 7.8.3

Limit:

Test item	Limit	Applicability	
		Master Device or client with Radar Detection	Client without Radar Detection
Non-occupancy period	Minimum 30 minutes	Yes	Not required
Channel Availability Check Time	60 seconds	Yes	Not required
Channel Move Time	10 seconds See Note 1.	Yes	Yes
Channel Closing Transmission Time	200 milliseconds + an aggregate of 60 milliseconds over remaining 10 second period. See Notes 1 and 2.	Yes	Yes
U-NII Detection Bandwidth	Minimum 100% of the U-NII 99% transmission power bandwidth. See Note 3.	Yes	Not required

Note 1: Channel Move Time and the Channel Closing Transmission Time should be performed with Radar Type 0. The measurement timing begins at the end of the Radar Type 0 burst.

Note 2: The Channel Closing Transmission Time is comprised of 200 milliseconds starting at the beginning of the Channel Move Time plus any additional intermittent control signals required to facilitate a Channel move (an aggregate of 60 milliseconds) during the remainder of the 10 second period. The aggregate duration of control signals will not count quiet periods in between transmissions.

Note 3: During the U-NII Detection Bandwidth detection test, radar type 0 should be used. For each frequency step the minimum percentage of detection is 90 percent. Measurements are performed with no data traffic.

7.13.1 E.U.T. Operation

Operating Environment:

Temperature: 23.2 °C

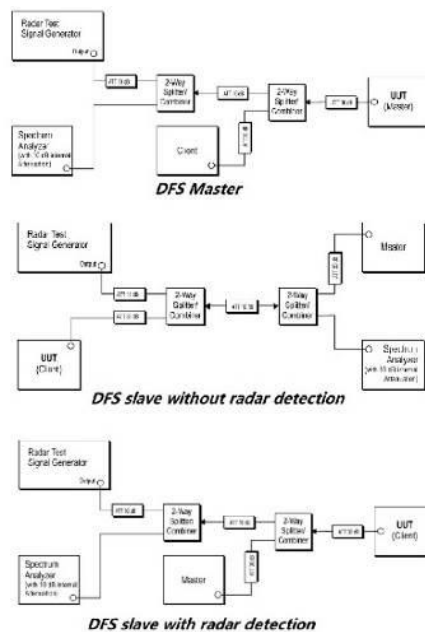
Humidity: 60.7 % RH

Atmospheric Pressure: 1015 mbar

7.13.2 Test Mode Description

Pre-scan / Final test	Mode Code	Description
Final test	09	Normal operating_Keep the EUT communication with the companion device.

7.13.3 Test Setup Diagram



7.13.4 Measurement Procedure and Data

- 1) The radar pulse generator is setup to provide a pulse at frequency that the master and client are operating. A type 0 radar pulse with a 1us pulse width and a 1428us PRI is used for the testing.
- 2) The vector signal generator is adjusted to provide the radar burst (18 pulses) at the level of approximately -61dBm at the antenna port of the master device.
- 3) A trigger is provided from the pulse generator to the DFS monitoring system in order to capture the traffic and the occurrence of the radar pulse.
- 4) EUT will associate with the master at channel. The file "iperf.exe" specified by the FCC is streamed from the PC 2 through the master and the client device to the PC 1 and played in full motion video using Media Player Classic Ver. 6.4.8.6 in order to properly load the network for the entire period of the test.
- 5) When radar burst with a level equal to the DFS Detection Threshold +1dB is generated on the operating channel of the U-NII device. At time T0 the radar waveform generator sends a burst of pulse of the radar waveform at Detection Threshold +1dB.
- 6) Observe the transmissions of the EUT at the end of the radar Burst on the Operating Channel. Measure and record the transmissions from the UUT during the observation time (Channel Move Time). One 15 seconds plot is reported for the Short Pulse Radar Type 0. The plot for the Short Pulse Radar Types start at the end of the radar burst. The Channel Move Time will be calculated based on the zoom in 600ms plot of the Short Pulse Radar Type.
- 7) Measurement of the aggregate duration of the Channel Closed Transmission Time method. With the spectrum analyzer set to zero span tuned to the center frequency of the EUT operating channel at the radar simulated frequency, peak detection, and max hold, the dwell time per bin is given by: $Dwell (0.3ms) = S (12000ms) / B (4000)$; where Dwell is the dwell time per spectrum analyzer sampling bin, S is sweep time and B is the number of spectrum analyzer sampling bins. An upper bound of the aggregate duration of the intermittent control signals of Channel Closing Transmission Time is calculated by: $C (ms) = N \times Dwell (0.3ms)$; where C is the Closing Time, N is the number of spectrum analyzer sampling bins (intermittent control signals) showing a U-NII transmission and Dwell is the dwell time per bin.
- 8) Measurement the EUT for more than 30 minutes following the channel move time to verify that no transmission or beacons occur on this channel.

Please Refer to Appendix for Details

8 Test Setup Photo

Refer to Appendix - Test Setup Photo for SZCR2306001989AT

9 EUT Constructional Details (EUT Photos)

Refer to External and Internal Photos for SZCR2306001989AT

10 Appendix

For Module: NXP88W8997

1. Duty Cycle

1.1 Ant1

1.1.1 Test Result

Ant1							
Mode	Tx Type	Frequency (MHz)	T_on (ms)	Period (ms)	Duty Cycle (%)	Duty Cycle Correction Factor (dB)	Max. DC Variation (%)
802.11a	SISO	5180	3.108	3.210	96.82	0.14	0.00
		5200	3.108	3.210	96.82	0.14	0.04
		5240	3.108	3.210	96.82	0.14	0.04
		5260	3.108	3.210	96.82	0.14	0.04
		5300	3.107	3.209	96.82	0.14	0.04
		5320	3.109	3.220	96.55	0.15	0.31
		5500	3.108	3.220	96.52	0.15	0.34
		5580	3.107	3.220	96.49	0.16	0.34
		5700	3.108	3.210	96.82	0.14	0.03
		5745	3.108	3.210	96.82	0.14	0.04
		5785	3.108	3.219	96.55	0.15	0.29
		5825	3.108	3.210	96.82	0.14	0.03
802.11n (HT20)	MIMO	5180	4.768	4.879	97.72	0.10	0.22
		5200	4.770	4.880	97.75	0.10	0.18
		5240	4.768	4.880	97.70	0.10	0.22
		5260	4.768	4.870	97.91	0.09	0.04
		5300	4.769	4.880	97.73	0.10	0.22
		5320	4.768	4.880	97.70	0.10	0.22
		5500	4.769	4.880	97.73	0.10	0.22
		5580	4.768	4.880	97.70	0.10	0.22
		5700	4.769	4.880	97.73	0.10	0.23
		5745	4.768	4.870	97.91	0.09	0.04
		5785	4.768	4.880	97.70	0.10	0.23
		5825	4.768	4.880	97.70	0.10	0.22
802.11n (HT40)	MIMO	5190	2.317	2.418	95.82	0.19	0.04
		5230	2.316	2.418	95.78	0.19	0.04



Unless otherwise agreed in writing, this document is issued by the Company subject to its General Conditions of Service printed overleaf, available on request or accessible at <https://www.sgs.com/en/Terms-and-Conditions>. Attention is drawn to the limitation of liability, indemnification and jurisdiction issues defined therein. Any holder of this document is advised that information contained hereon reflects the Company's findings at the time of its intervention only and within the limits of Client's instructions, if any. The Company's sole responsibility is to its Client and this document does not exonerate parties to a transaction from exercising all their rights and obligations under the transaction documents. This document cannot be reproduced except in full, without prior written approval of the Company. Any unauthorized alteration, forgery or falsification of the content or appearance of this document is unlawful and offenders may be prosecuted to the fullest extent of the law. Unless otherwise stated the results shown in this test report refer only to the sample(s) tested and such sample(s) are retained for 30 days only.

Attention: To check the authenticity of testing /inspection report & certificate, please contact us at telephone: (86-755) 8307 1443, or email: CN.Doccheck@sgs.com

SGS-CSTC Standards Technical Services Co., Ltd. Shenzhen Branch

SZEMC-TRF-01 Rev. A/0 Aug01,2022

Report No.: SZCR230600198905

Page: 248 of 495

		5270	2.316	2.428	95.39	0.21	0.41
		5310	2.316	2.418	95.78	0.19	0.03
		5510	2.316	2.428	95.39	0.21	0.41
		5550	2.316	2.418	95.78	0.19	0.04
		5670	2.317	2.418	95.82	0.19	0.04
		5755	2.317	2.418	95.82	0.19	0.03
		5795	2.316	2.418	95.78	0.19	0.03
802.11ac (VHT20)	MIMO	5180	4.782	4.892	97.75	0.10	0.20
		5200	4.780	4.892	97.71	0.10	0.23
		5240	4.781	4.893	97.71	0.10	0.22
		5260	4.780	4.883	97.89	0.09	0.04
		5300	4.780	4.892	97.71	0.10	0.23
		5320	4.779	4.882	97.89	0.09	0.04
		5500	4.781	4.893	97.71	0.10	0.22
		5580	4.780	4.892	97.71	0.10	0.22
		5700	4.780	4.892	97.71	0.10	0.23
		5745	4.780	4.892	97.71	0.10	0.23
		5785	4.781	4.891	97.75	0.10	0.18
		5825	4.781	4.892	97.73	0.10	0.22
802.11ac (VHT40)	MIMO	5190	2.324	2.426	95.80	0.19	0.04
		5230	2.324	2.435	95.44	0.20	0.41
		5270	2.325	2.436	95.44	0.20	0.41
		5310	2.324	2.435	95.44	0.20	0.41
		5510	2.325	2.426	95.84	0.18	0.04
		5550	2.325	2.436	95.44	0.20	0.37
		5670	2.324	2.436	95.40	0.20	0.41
		5755	2.325	2.426	95.84	0.18	0.04
		5795	2.325	2.426	95.84	0.18	0.04
802.11ac (VHT80)	MIMO	5210	1.097	1.208	90.81	0.42	0.79
		5290	1.096	1.198	91.49	0.39	0.03
		5530	1.097	1.198	91.57	0.38	0.03
		5610	1.096	1.198	91.49	0.39	0.03
		5775	1.096	1.197	91.56	0.38	0.03

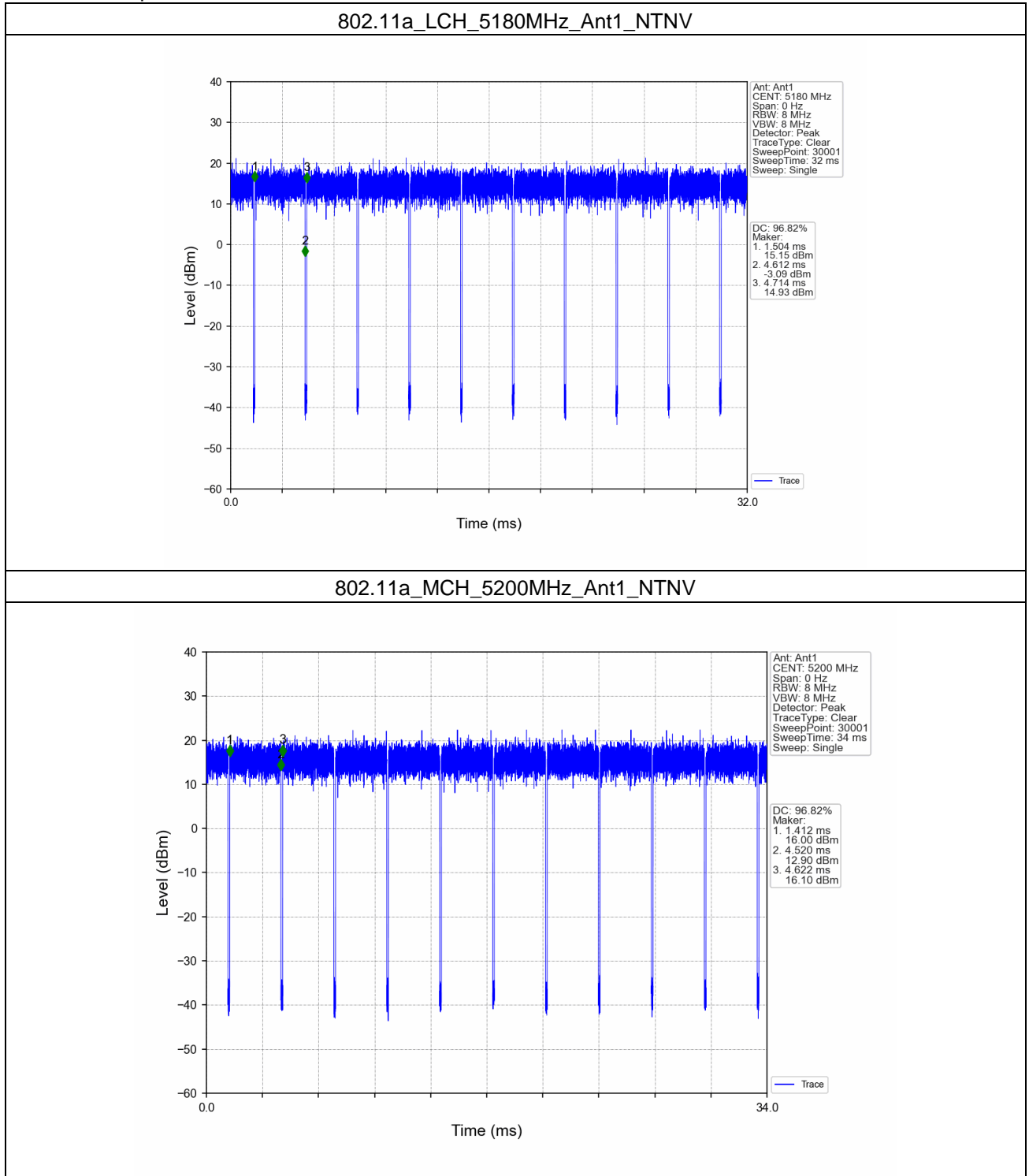


SGS-CSTC Standards Technical Services Co., Ltd.
Shenzhen Branch (SZEMC) Laboratory

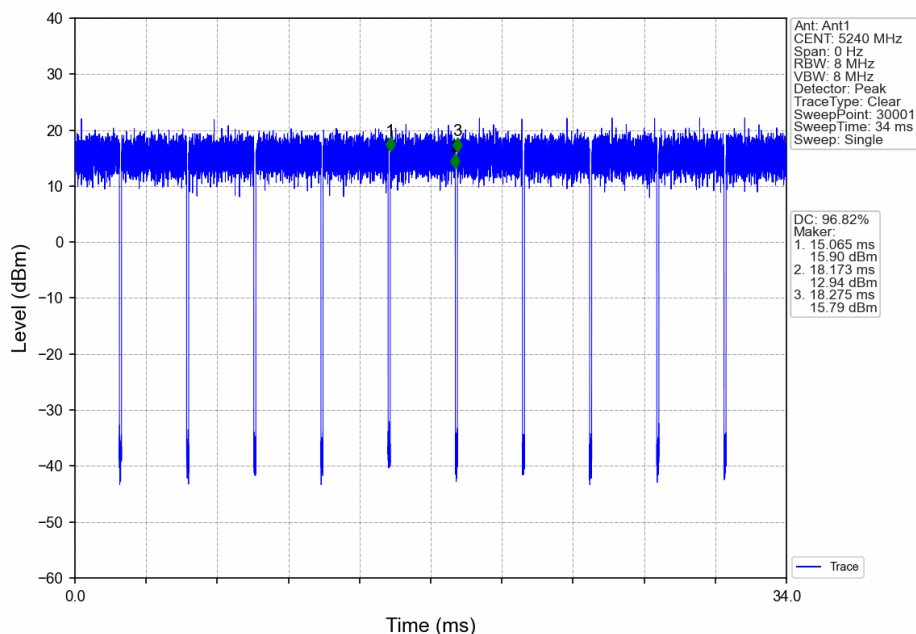
Unless otherwise agreed in writing, this document is issued by the Company subject to its General Conditions of Service printed overleaf, available on request or accessible at <https://www.sgs.com/en/Terms-and-Conditions>. Attention is drawn to the limitation of liability, indemnification and jurisdiction issues defined therein. Any holder of this document is advised that information contained hereon reflects the Company's findings at the time of its intervention only and within the limits of Client's instructions, if any. The Company's sole responsibility is to its Client and this document does not exonerate parties to a transaction from exercising all their rights and obligations under the transaction documents. This document cannot be reproduced except in full, without prior written approval of the Company. Any unauthorized alteration, forgery or falsification of the content or appearance of this document is unlawful and offenders may be prosecuted to the fullest extent of the law. Unless otherwise stated the results shown in this test report refer only to the sample(s) tested and such sample(s) are retained for 30 days only.

Attention: To check the authenticity of testing /inspection report & certificate, please contact us at telephone: (86-755) 8307 1443, or email: CN.Doccheck@sgs.com
No.1 Workshop, M-10, Middle Section, Science & Technology Park, Nanshan District, Shenzhen, Guangdong, China 518057 t (86-755) 26012053 f (86-755) 26710594 www.sgs.com.cn
中国·广东·深圳市南山区科技园中区M-10栋1号厂房 邮编: 518057 t (86-755) 26012053 f (86-755) 26710594 sgs.china@sgs.com

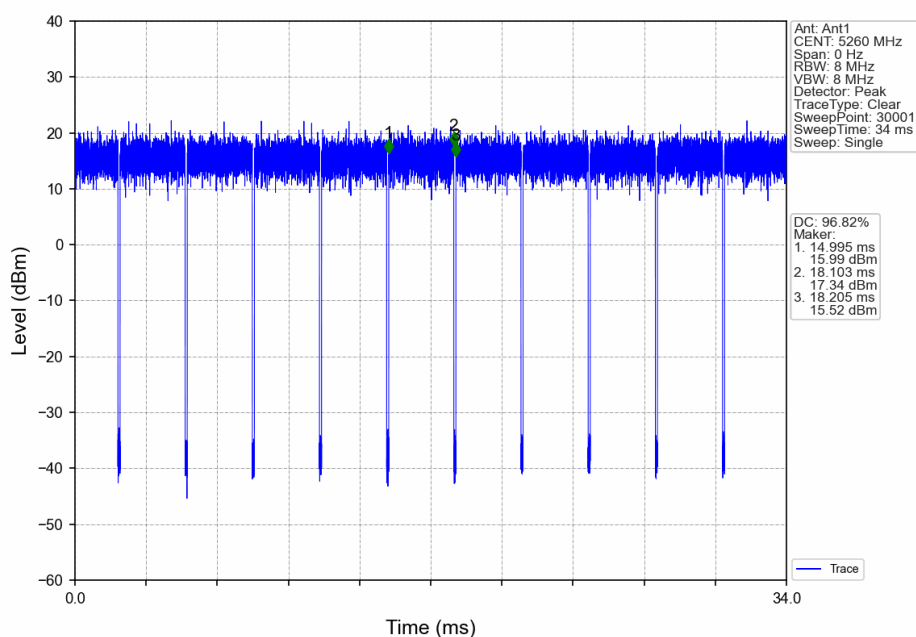
1.1.2 Test Graph



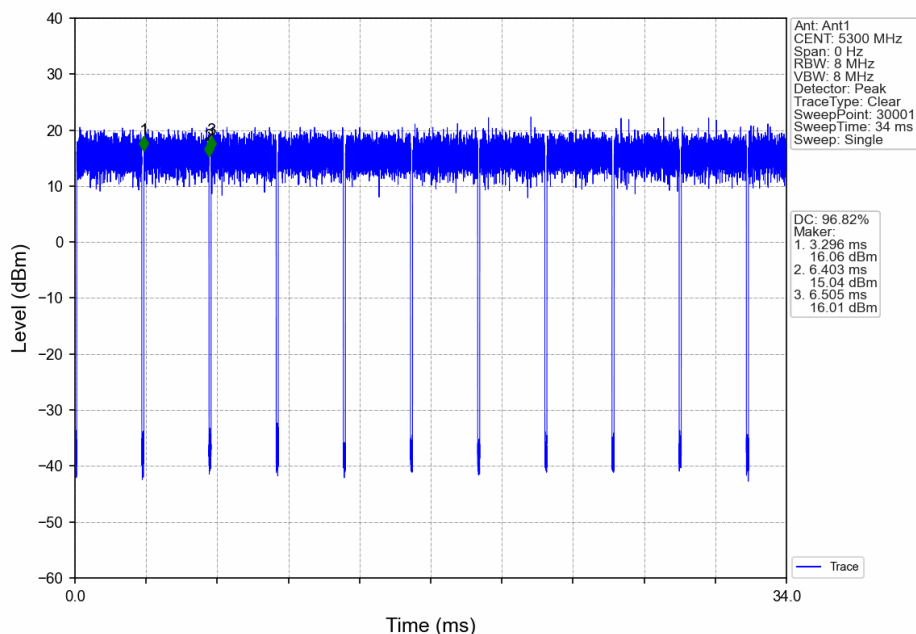
802.11a_HCH_5240MHz_Ant1_NTNV



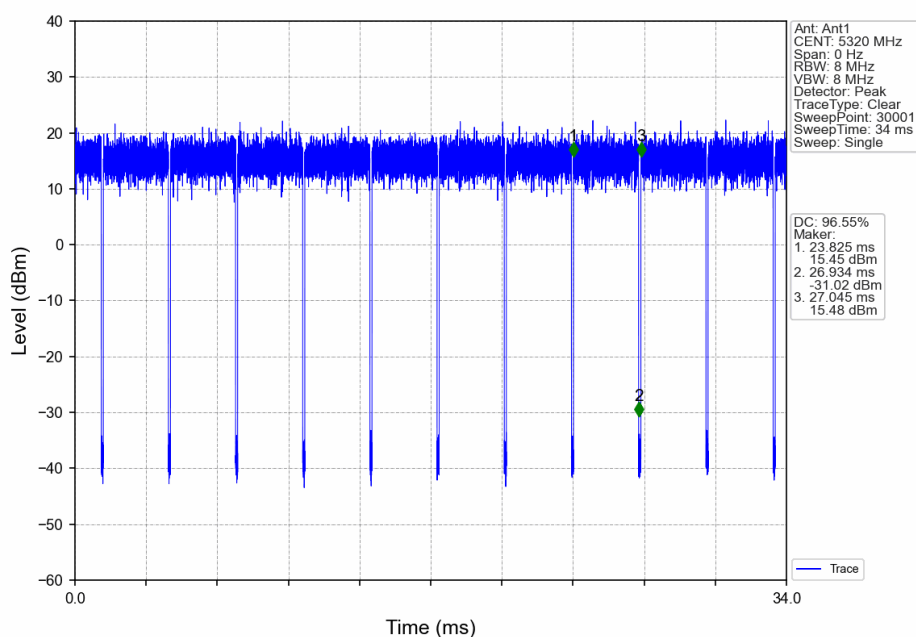
802.11a_LCH_5260MHz_Ant1_NTNV



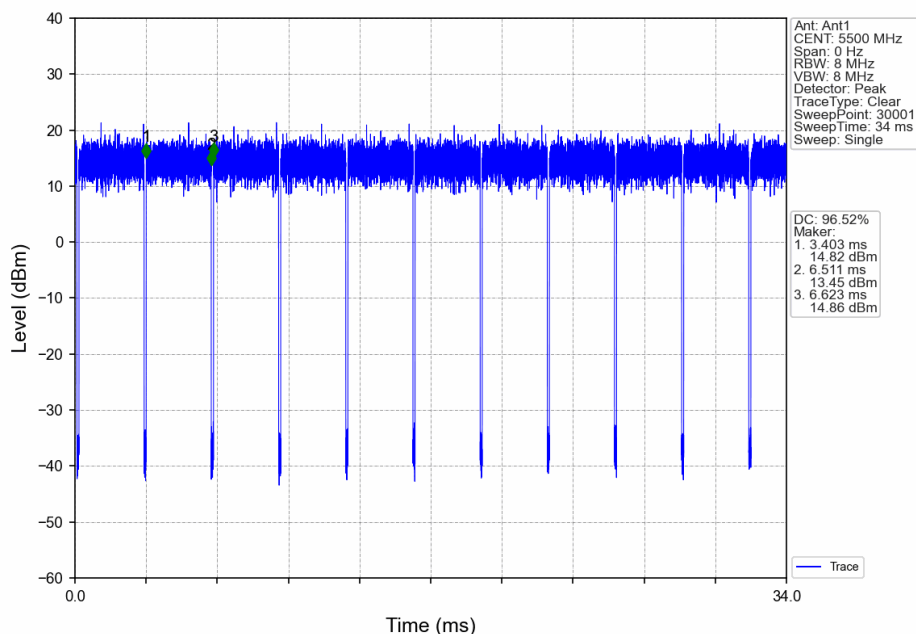
802.11a_MCH_5300MHz_Ant1_NTNV



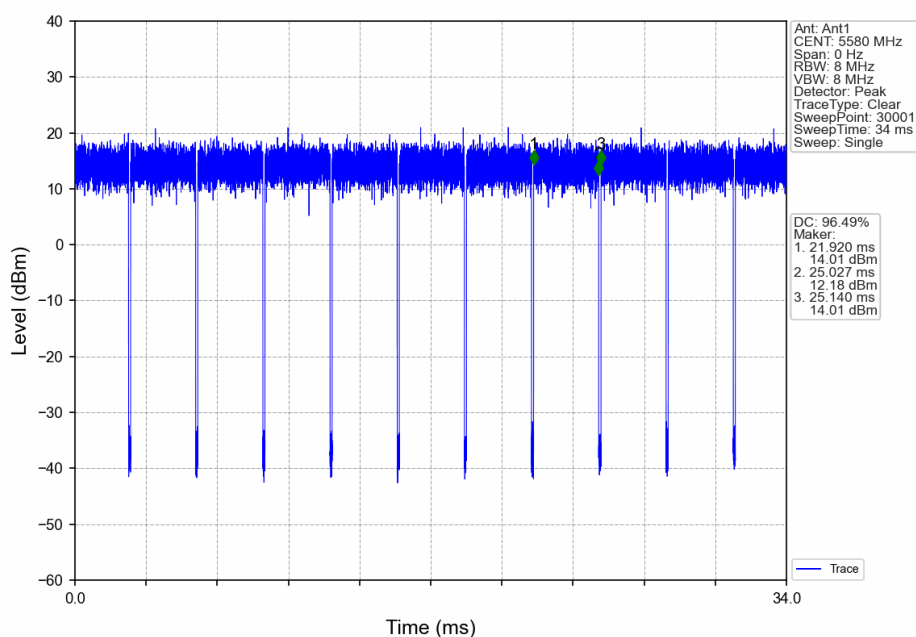
802.11a_HCH_5320MHz_Ant1_NTNV



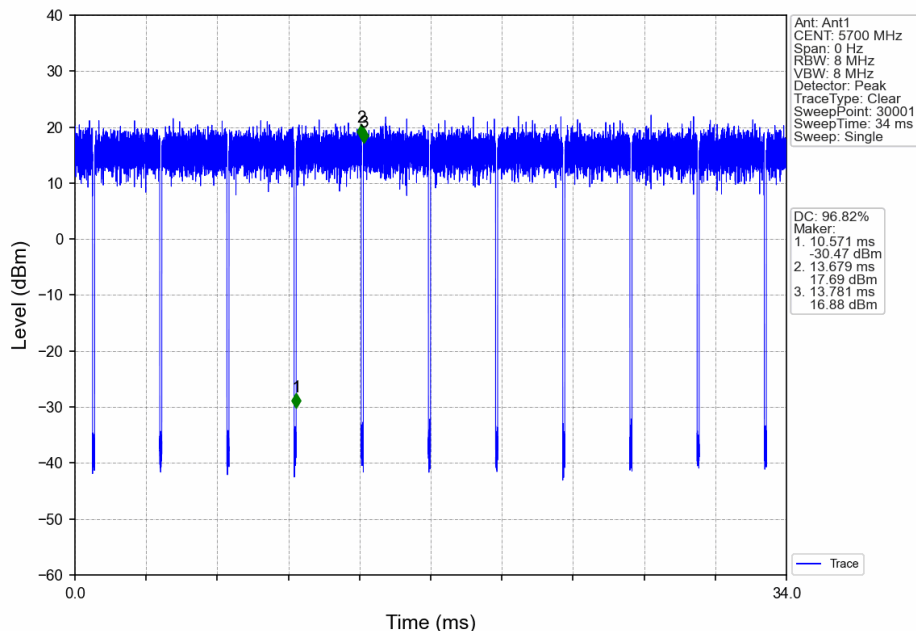
802.11a_LCH_5500MHz_Ant1_NTNV



802.11a_MCH_5580MHz_Ant1_NTNV



802.11a_HCH_5700MHz_Ant1_NTNV



802.11a_LCH_5745MHz_Ant1_NTNV

