

# ZWIFT:CLICK

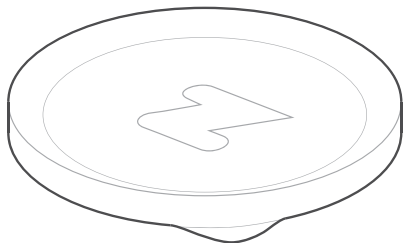
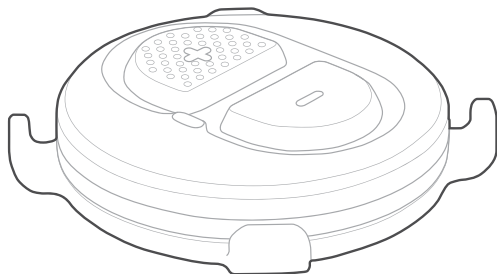
Quick Start Guide / Guide de démarrage rapide / Kurzanleitung  
/ Guía de inicio rápido



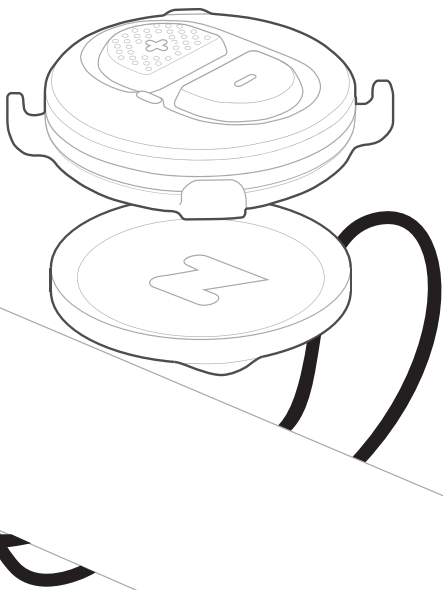
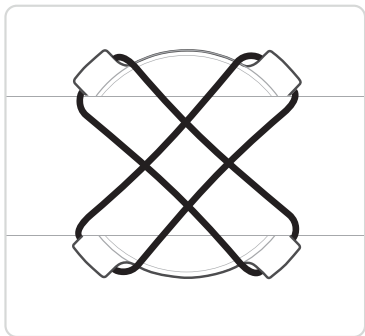


**[ZWIFT.COM/CLICK/SETUP](https://zwift.com/click/setup)**

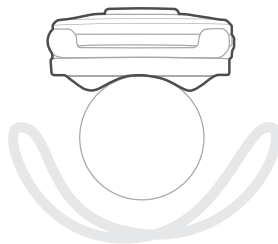
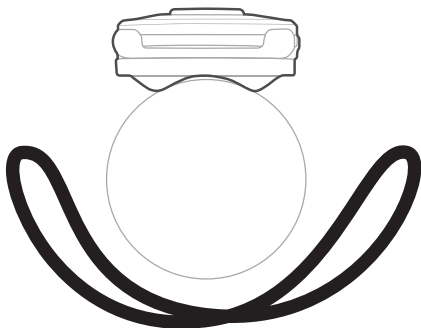
# CONTENTS/CONTENTS/CONTENTS/CONTENTS



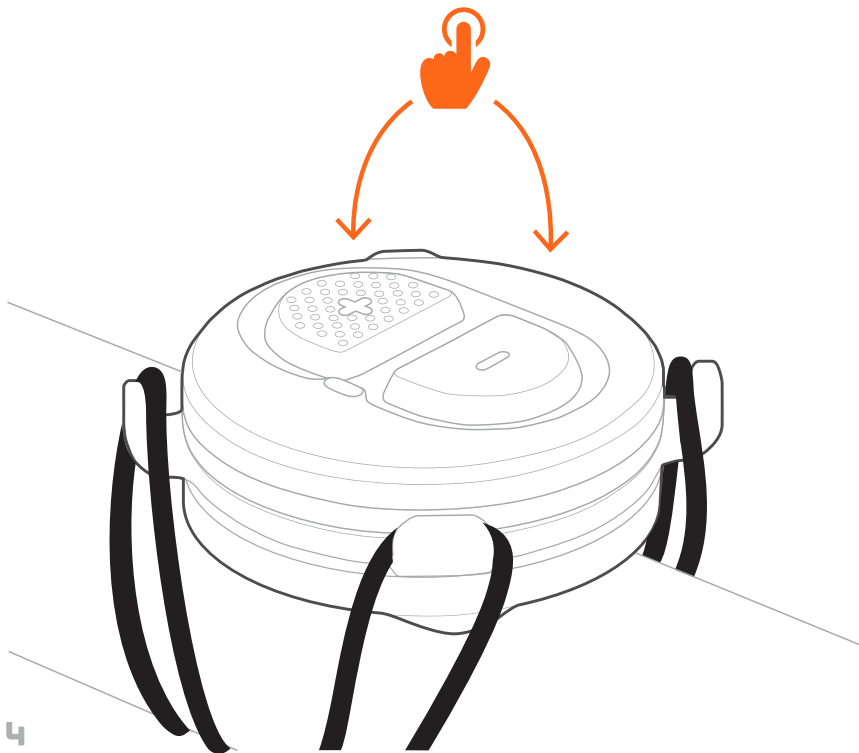
# ATTACH/ATTACH/ATTACH/ATTACH



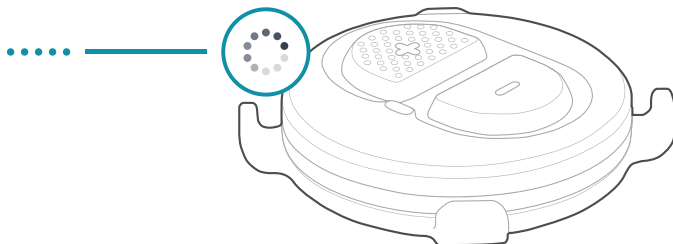
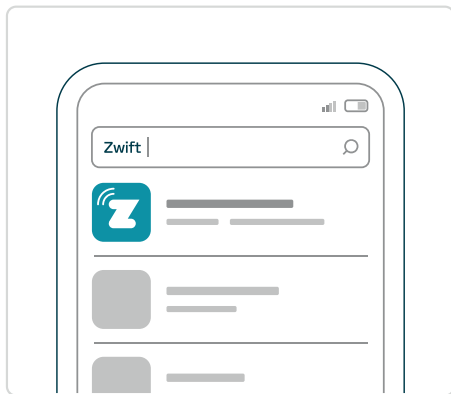
## SIZING/SIZING/SIZING/SIZING



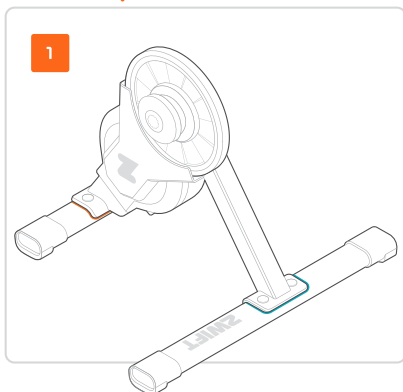

**POWER-ON/POWER-ON/POWER-ON/POWER-ON**



# UPDATE/UPDATE/UPDATE/UPDATE

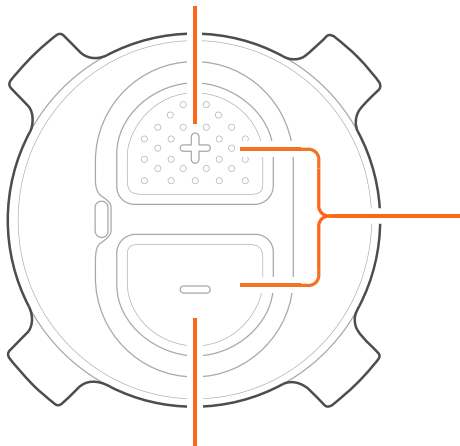


# CONNECT/CONNECT/CONNECT/CONNECT





Shift up.  
Shift up.  
Shift up.  
Shift up.



Power-on.  
Power-on.  
Power-on.  
Power-on.

Shift down.  
Shift down.  
Shift down.  
Shift down.



Blue pulsing - Ready to connect  
Blue pulsing - Ready to connect  
Blue pulsing - Ready to connect  
Blue pulsing - Ready to connect



Blue - Connected  
Blue - Connected  
Blue - Connected  
Blue - Connected



Yellow - Updating  
Yellow - Updating  
Yellow - Updating  
Yellow - Updating

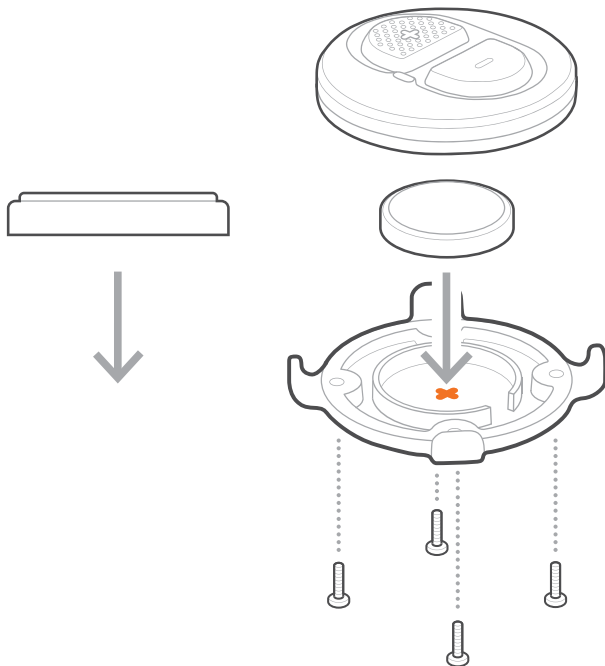


Orange Flashing - Low Battery  
Orange Flashing - Low Battery  
Orange Flashing - Low Battery  
Orange Flashing - Low Battery



Red Flashing - Error  
Red Flashing - Error  
Red Flashing - Error  
Red Flashing - Error

# BATTERY/BATTERY/BATTERY/BATTERY



58mm

58mm

FCC Statement

If this equipment does cause harmful interference to radio or television reception, which can be determined by turning the equipment off and on, the user is encouraged to try to correct the interference by one or more of the following measures:

- Reorient or relocate the receiving antenna
- Increase the separation between the equipment and receiver.
- Connect the equipment into an outlet on a circuit different from that to which the receiver is connected
- Consult the dealer or an experienced radio/TV technician for help.

**Caution:** Any changes or modifications not expressly approved by the party responsible for compliance could void the user's authority to operate this equipment  
A copy of the full EU declaration of conformity is available at [zwift.com/play/compliance](http://zwift.com/play/compliance)

**Manufacturer:** Zwift Inc 111 W. Ocean Blvd, Suite 1800  
Long Beach, CA 90802

**Zwift UK:** 150 Long Lane, London, SE1 4BS

FCC Statement

This device complies with Part 15 of the FCC Rules.  
Operation is subject to the following two conditions:

1. This device may not cause harmful interference, and
2. This device must accept any interference received including interference that may cause undesired operation.

**Note:** This equipment has been tested and found to comply with the limits for a Class B digital device, pursuant to part 15 of the FCC Rules. These limits are designed to provide reasonable protection against harmful interference in a residential installation. This equipment generates, uses and can radiate radio frequency energy and, if not installed and used in accordance with the instructions, may cause harmful interference to radio communications. However, there is no guarantee that interference will not occur in a particular installation

**Importer US:** Zwift Inc 111 W. Ocean Blvd, Suite 1800  
Long Beach, CA 90802

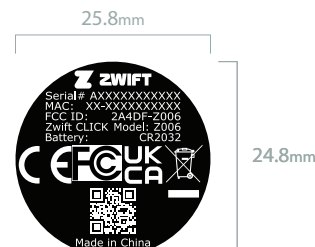
**Importer EU:** AR Exprts, PO Box 5047, 3620 AA Breukelen,  
The Netherlands

REV	DESCRIPTION	NAME	ECO	APPROVER	APPROVAL DATE

\*  
NOTES AS REQUIRED

<div>CIE lab Z-BLK-001 L*27.6 A*-0.2 B*-0.3</div>	<div>CIE lab Z-WHT-001 L*91.5 A*-0.7 B*1.2</div>
---	--

DRAWING NO PKG-XXXXXX-00	REVISION 3.0	TITLE COMPLIANCE CARD	MATERIAL N/A	DRAWN BY ACB	DATE 23-04-19	SCALE 1:1	PAPER SIZE A4
-----------------------------	-----------------	--------------------------	-----------------	-----------------	------------------	--------------	------------------



\*  
NOTES AS REQUIRED

CIE lab Z-BLK-001 L*27.6 A*0.2 B*-0.3	CIE lab Z-WHT-001 L*91.5 A*-0.7 B*1.2

REV	DESCRIPTION	NAME	ECO	APPROVER	APPROVAL DATE

DRAWING NO	REVISION	TITLE	MATERIAL	DRAWN BY	DATE	SCALE	PAPER SIZE
ART-102651-00	4.0	PRODUCT LABEL	N/A	ACB	23-04-04	1:1	A4