

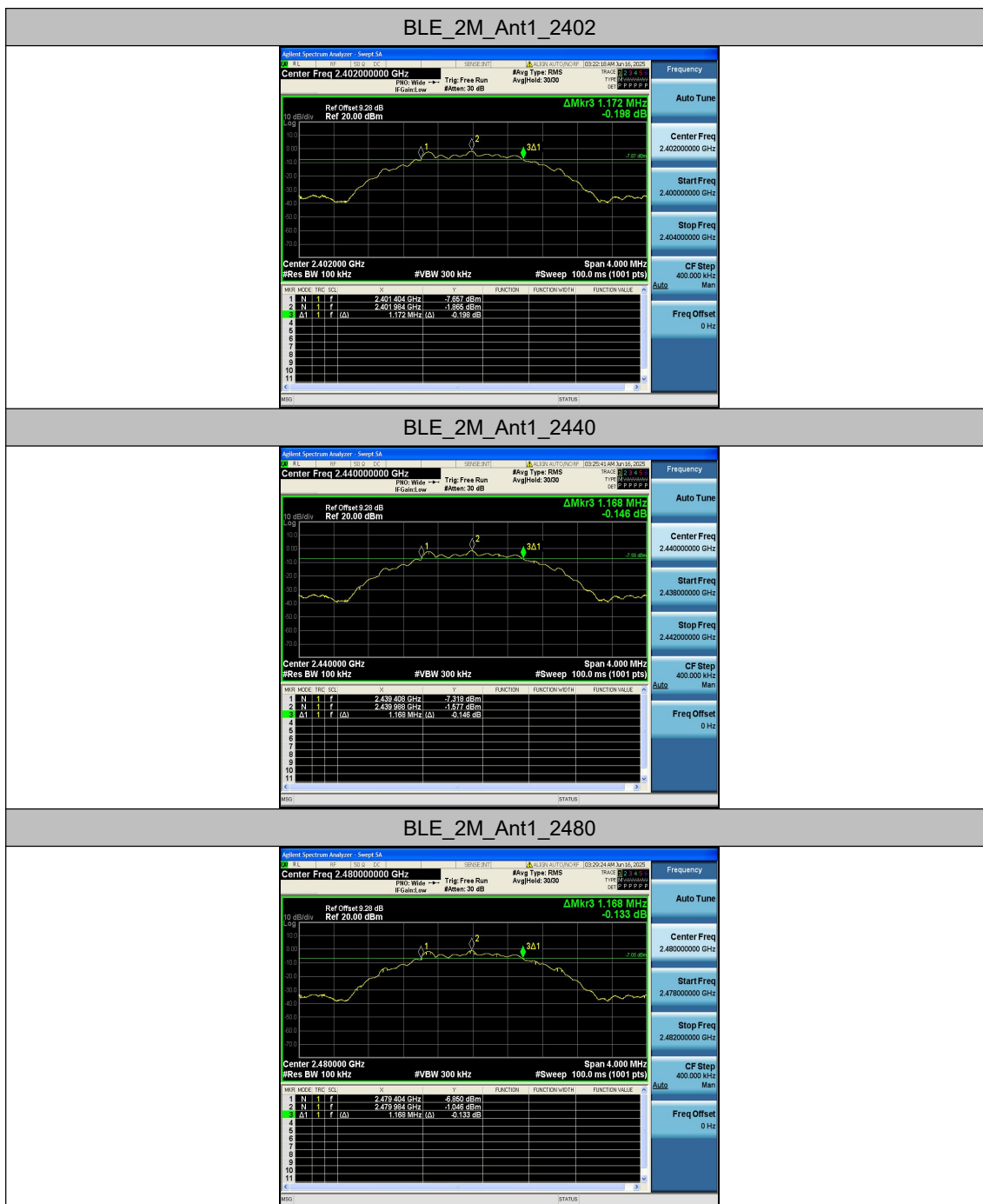
Appendix I BLE Test Data	
Applicant: <u>SHEN ZHEN LIAN JI XING TECHNOLOLOGY CO., LTD</u>	
Report No: <u>DLE-250618003R</u>	
EUT: <u>Projector</u>	
M/N: <u>J19</u>	
Standard: <u>FCC Part15 Subpart C, Section 15.247</u>	
Test Power Supply: <u>DC 12V from Adapter</u>	
Ambient Condition: <u>24.7 °C, 52 %RH, 101.325 kPa</u>	
Test Date: <u>2025.06.16</u>	Test Engineer: <u>Ken Tan</u>

Appendix A: DTS Bandwidth

Test Result

TestMode	Antenna	Channel	DTS BW [MHz]	FL[MHz]	FH[MHz]	Limit[MHz]	Verdict
BLE_2M	Ant1	2402	1.172	2401.404	2402.576	0.5	PASS
		2440	1.168	2439.408	2440.576	0.5	PASS
		2480	1.168	2479.404	2480.572	0.5	PASS

Test Graphs



Appendix B: Occupied Channel Bandwidth

Test Result

TestMode	Antenna	Channel	OCB [MHz]	FL[MHz]	FH[MHz]	Limit[MHz]	Verdict
BLE_2M	Ant1	2402	2.0421	2400.9814	2403.0235	---	---
		2440	2.0598	2438.9736	2441.0334	---	---
		2480	2.0476	2478.9796	2481.0272	---	---

Test Graphs



Appendix C: Maximum conducted output power

Test Result Peak

TestMode	Antenna	Channel	Conducted Peak Power[dBm]	Conducted Limit[dBm]	Verdict
BLE_2M	Ant1	2402	-0.39	≤30	PASS
		2440	-0.09	≤30	PASS
		2480	0.44	≤30	PASS

Appendix D: Maximum power spectral density

Test Result

TestMode	Antenna	Channel	Result[dBm/3kHz]	Limit[dBm/3kHz]	Verdict
BLE_2M	Ant1	2402	-17.83	≤8.00	PASS
		2440	-17.32	≤8.00	PASS
		2480	-17.06	≤8.00	PASS

Test Graphs

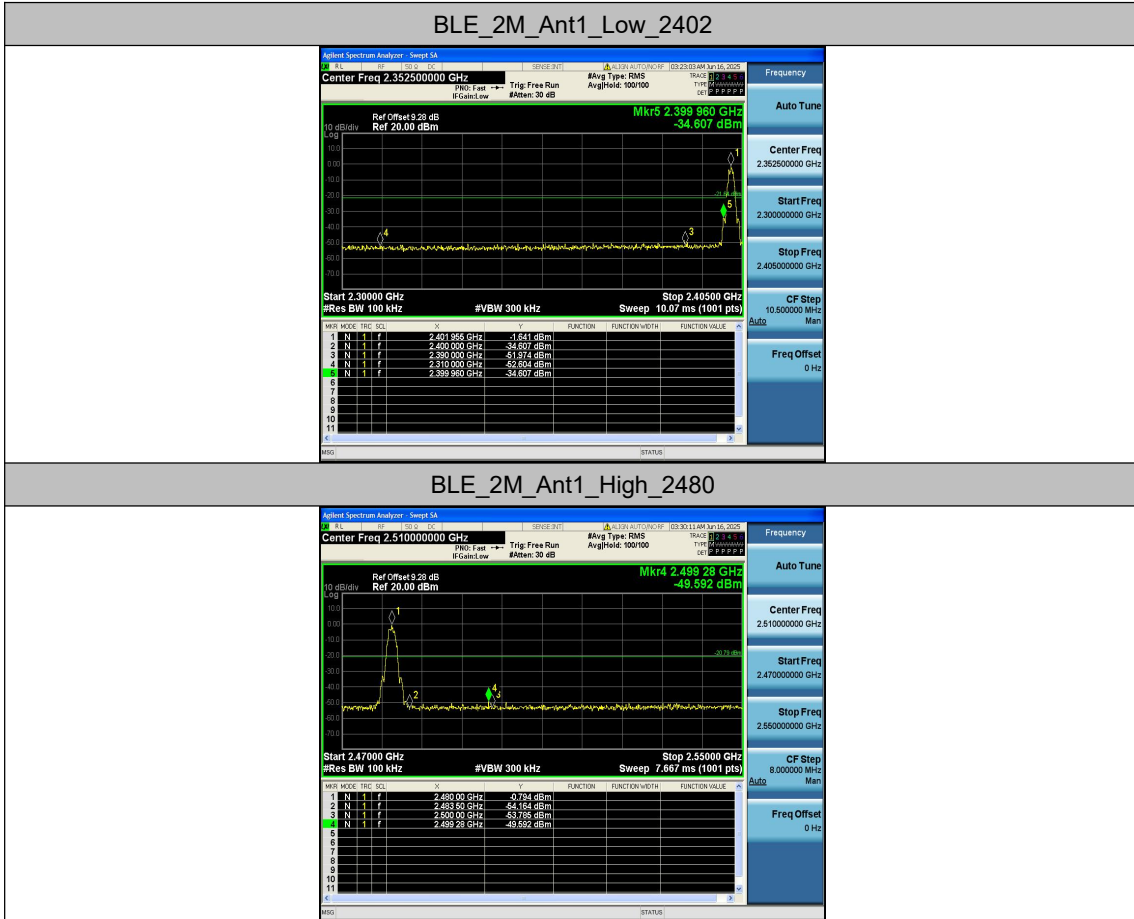


Appendix E: Band edge measurements

Test Result

TestMode	Antenna	ChName	Channel	RefLevel[dBm]	Result[dBm]	Limit[dBm]	Verdict
BLE_2M	Ant1	Low	2402	-1.64	-34.61	≤-21.64	PASS
		High	2480	-0.79	-49.59	≤-20.79	PASS

Test Graphs

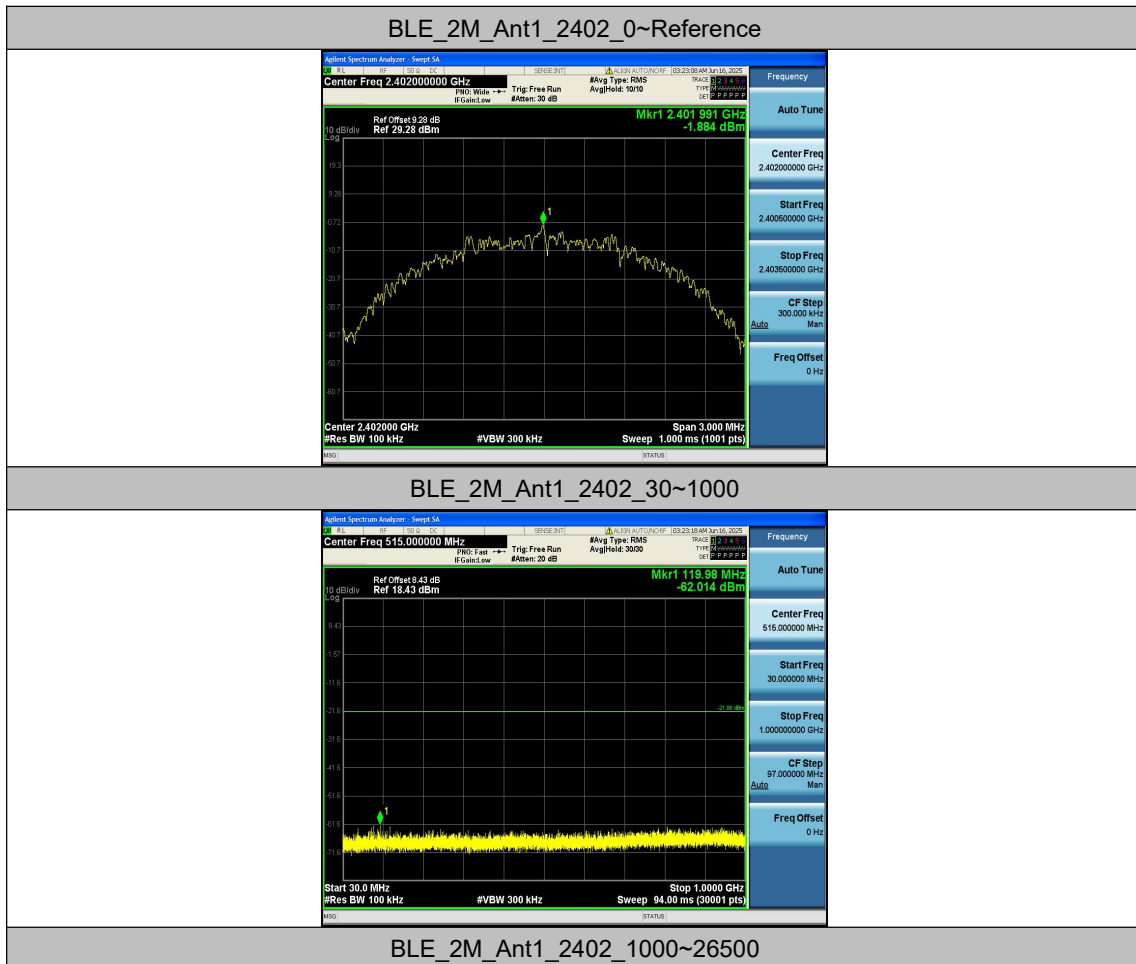


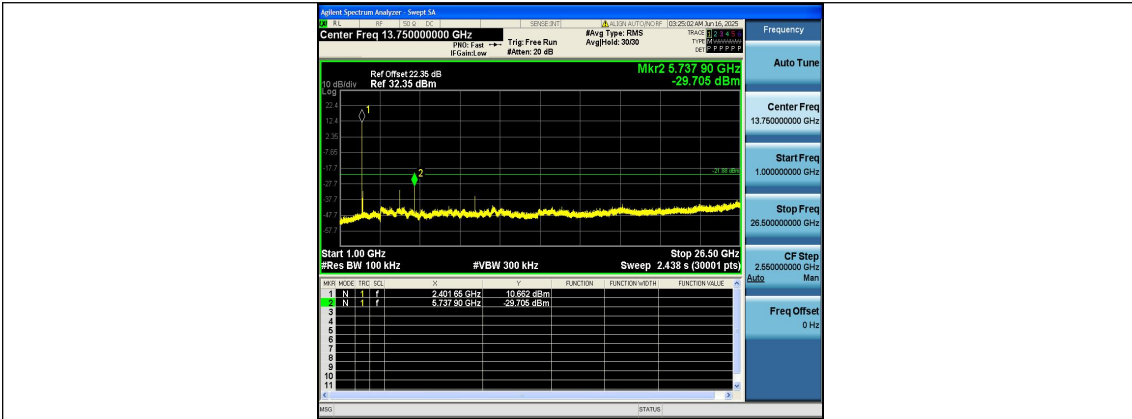
Appendix F: Conducted Spurious Emission

Test Result

TestMode	Antenna	Channel	FreqRange [MHz]	RefLevel [dBm]	Result[dBm]	Limit[dBm]	Verdict
BLE_2M	Ant1	2402	Reference	-1.88	-1.88	---	PASS
			30~1000	-1.88	-62.01	≤-21.88	PASS
			1000~26500	-1.88	-29.71	≤-21.88	PASS
		2440	Reference	-4.19	-4.19	---	PASS
			30~1000	-4.19	-60.84	≤-24.19	PASS
			1000~26500	-4.19	-33.14	≤-24.19	PASS
		2480	Reference	-3.71	-3.71	---	PASS
			30~1000	-3.71	-60.58	≤-23.71	PASS
			1000~26500	-3.71	-37.17	≤-23.71	PASS

Test Graphs

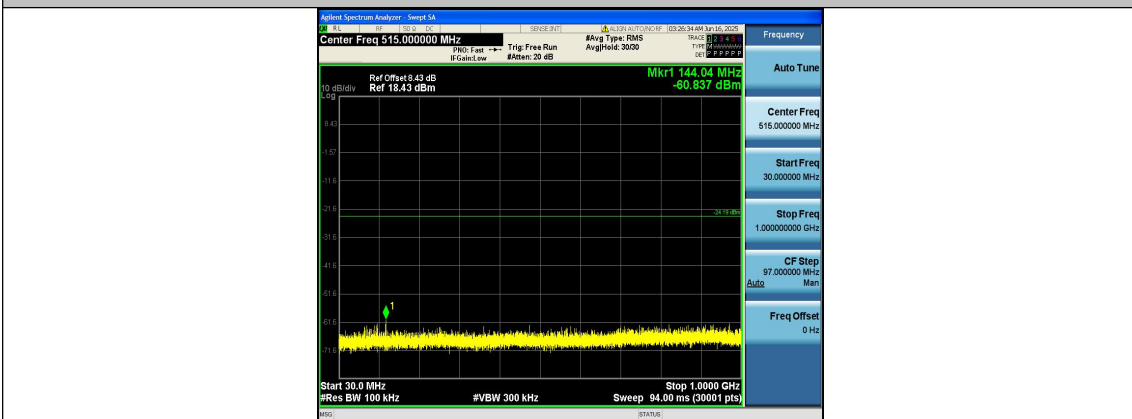




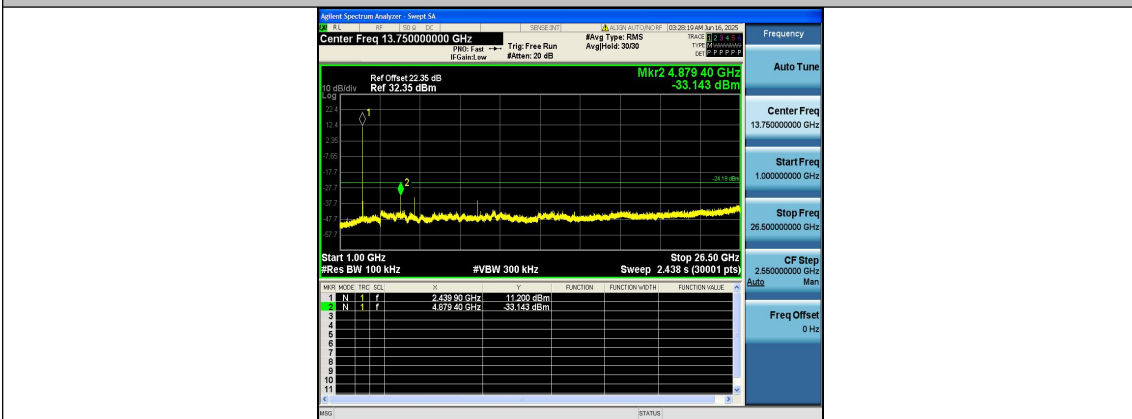
BLE_2M_Ant1_2440_0~Reference



BLE_2M_Ant1_2440_30~1000



BLE_2M_Ant1_2440_1000~26500



BLE_2M_Ant1_2480_0~Reference



Appendix G: Duty Cycle

Test Result

TestMode	Antenna	Channel	ON Time [ms]	Period [ms]	X	DC [%]	xFactor	Limit	Verdict
BLE_2M	Ant1	2402	1.07	1.25	0.8560	85.60	0.68	---	---
		2440	1.08	1.25	0.8640	86.40	0.63	---	---
		2480	1.08	1.25	0.8640	86.40	0.63	---	---

Test Graphs

