

470\*587. 5mm 21/10/9

## LVARA

### Smart Skincare Mini Fridge-9L



Instruction & Warranty Guide

### Who We are

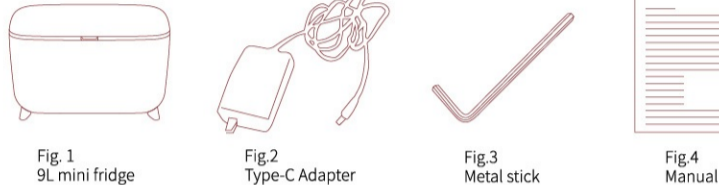
Hello, we're LVARA - And we create a better graceful product for your everyday Living.  
Our mission is to create and choose the product with lovely design and durable quality to deliver a Graceful Living for the Most Important. We smile with satisfaction.  
Thank you for choosing us!

Follow us  
Facebook: lvara\_official  
Instagram: lvara\_official

### Specifications

|  |  |  |
|--|--|--|
| Model No.<br>TCST-LVUS                   | Internal Temperature<br>54°F-75°F (common range)<br>42°F-82°F (expand range) | Electric Parameter<br>100-240Vac 50/60Hz<br>DCB3--3A |
| Wireless Protocol<br>Wi-Fi/BLE/Bluetooth | Weight<br>8.05lb / 3.65kg  | Capacity<br>9L                                       |

### What's in the Box



### What Can You Keep in Your LVARA

LVARA is ideal for storing beauty products including perfume, balm, lipstick, eye cream and eyeliner, jade roller, moisturizer, facial cleaner, lotion, cream, nail polish, organic and preservative-free skincare, serum, sheet mask, facial spray and mist, sunscreen, and toner etc.

### LVARA

#### Smart Skincare Mini Fridge-9L

This thermoelectric mini fridge is specially designed for your skincare and cosmetic products, beauty tools, and essentials.

Storing skincare products in the fridge at your preferred temperature can help protect their longevity and stability.

9 Liters is roomy and convenient to organize your beauty products, more accommodating for taller serums, washes and lotions.

Adopting the semiconductor air cooling technology that protects your makeup from freezing, frost and water droplet.

This fridge is ultra-durable, eco-friendly and safe to use. It does not use compressors, cryogen, refrigerators, or freons.



### Smart Control, Anywhere, Anytime

App control to set the optimal temperature (42°F-82°F adjustable) for your different kinds of beauty products.

Annoyed at expired cosmetics? Use the app to monitor your skincare's shelf life, and set the schedule to remind you to use before expiration.

Help save energy by letting you turn on/off LED indicator lamp, and 3 working modes (standard / smart / night) could meet your different needs.

You can manage your skincare fridge remotely, even while you're away from home.



### How to Get Started

#### ▲ A minimum 3" vent clearance on the back is required for proper ventilation.

##### 1.Plug in Your LVARA

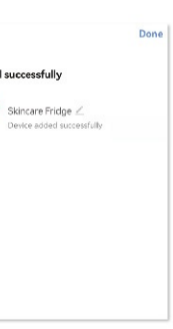
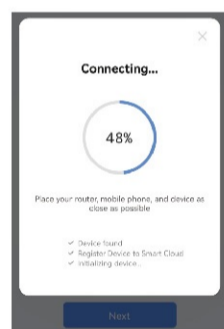
1. Plug your LVARA into an outlet using the included power adapter, the unit is on, The LED indicator will light up, and you will hear two short "beep".
2. A white light from LED indicator will fast flash for 3 minutes, the unit is self-checking until you hear one short "beep", then it begins the normal working.
3. Add personal products.
4. The unit requires a one-hour minimum to reach its ideal temperature for skincare and beauty product storage. More time will be taken if more storage inside.



##### ● Enter Wi-Fi name & password

Connect your LVARA and mobile phone to the same Wi-Fi network to ensure effective connectivity between them.

##### ▲ Select 2.4GHz Wi-Fi network and enter password.



##### ● Confirm connected

##### ● That's it!

You've finished setting up your LVARA and you can now control it remotely. Note: Bluetooth could be turned off now while using Wi-Fi control.

### App Control

#### • Tap - / + to set the fridge inner temperature you prefer

Suggest: Most skincare is suitable to store at 54°F / 12°C.

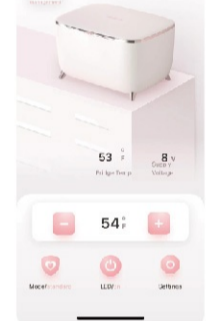
#### • Tap to turn on / off LED indicator lamp

#### • Under Mode select different modes

Standard: the device runs as default setting for optimum performance

Smart: the device will switch to silent operation and low power consumption at your scheduled sleep time.

Night: silent operation, 23db



### Self-check Function

Everytime when plugged in, LVARA will self-check in about 3 minutes.

If no failure found, it will calibrate the temperature and turn to normal working.

#### LED Indicator

Cooling Mode: white light stays on

Steadily Mode: white light slow flashing

Self-checking in 3 minutes once plug in

Warning Mode: orange light stays on

Every 8 hours, LVARA will detect if the inner temperature will enter into the range of 50°F-77°F in this period before reaching the temperature settings.

White light fast flashing

A real-time status checking on the front and rear fans operation

White and Orange light flashing alternately if overtemperature warning. It's Check if forgetting to close fridge door.

Every 8 hours, LVARA will detect the semiconductor chilling and heating plates

Orange light slow flashing if fan not working

Orange light slow flashing if failure

### WARRANTY INFORMATION

#### 1-YEAR LIMITED WARRANTY - REGISTER AT: [www.lvara.com](http://www.lvara.com)

This 1-year limited warranty applies to repair or replacement if product, at LVARA's option, is found to be defective in material or workmanship.

1. This warranty only applies to hardware components of the product that are not subject to accident, misuse, neglect, fire or damage from other external causes, alteration, repair or commercial use. Defects that are the result of normal wear and tear will not be considered manufacturing defects under this warranty.

2. This warranty does not cover damage resulting from any unauthorized attempts to repair or from any use not in accordance with the instruction manual.

3. This warranty applies only to the original purchaser of this product from the original date of purchase. This warranty applies only if the unit is purchased new from an authorized retailer and is non-transferable from the original purchaser of the item. Any warranties accompanied with this product is only valid in the country of purchase.

4. Please read the Instruction Manual carefully before setting up or using this product. If you believe this product to be suffering from a manufacturing fault, or if you have inquiries about this product, please contact Customer Support:

#### Can we help?

For further assistance please contact




#### LVARA

Phone: 1-800-752-7660

Email: [support@lvara.com](mailto:support@lvara.com)

[www.lvara.com](http://www.lvara.com)

Scan the below QR code to talk with us



## LVARA



正面

反面